

(19) World Intellectual Property
Organization
International Bureau



(43) International Publication Date
9 June 2005 (09.06.2005)

PCT

(10) International Publication Number
WO 2005/051324 A2

- (51) International Patent Classification⁷: A61K (81) Designated States (unless otherwise indicated, for every kind of national protection available): AE, AG, AL, AM, AT, AU, AZ, BA, BB, BG, BR, BW, BY, BZ, CA, CH, CN, CO, CR, CU, CZ, DE, DK, DM, DZ, EC, EE, EG, ES, FI, GB, GD, GE, GH, GM, HR, HU, ID, IL, IN, IS, JP, KE, KG, KP, KR, KZ, LC, LK, LR, LS, LT, LU, LV, MA, MD, MG, MK, MN, MW, MX, MZ, NA, NI, NO, NZ, OM, PG, PH, PL, PT, RO, RU, SC, SD, SE, SG, SK, SL, SY, TJ, TM, TN, TR, TT, TZ, UA, UG, US, UZ, VC, VN, YU, ZA, ZM, ZW.
- (21) International Application Number: PCT/US2004/039673
- (22) International Filing Date: 24 November 2004 (24.11.2004)
- (25) Filing Language: English
- (26) Publication Language: English
- (30) Priority Data:
60/524,961 25 November 2003 (25.11.2003) US
60/580,139 16 June 2004 (16.06.2004) US
60/581,293 18 June 2004 (18.06.2004) US
- (84) Designated States (unless otherwise indicated, for every kind of regional protection available): ARIPO (BW, GH, GM, KE, LS, MW, MZ, NA, SD, SL, SZ, TZ, UG, ZM, ZW), Eurasian (AM, AZ, BY, KG, KZ, MD, RU, TJ, TM), European (AT, BE, BG, CH, CY, CZ, DE, DK, EE, ES, FI, FR, GB, GR, HU, IE, IS, IT, LU, MC, NL, PL, PT, RO, SE, SI, SK, TR), OAPI (BF, BJ, CF, CG, CI, CM, GA, GN, GQ, GW, ML, MR, NE, SN, TD, TG).

(71) Applicant (for all designated States except US): 3M INNOVATIVE PROPERTIES COMPANY [US/US]; 3M Center, Post Office Box 33427, Saint Paul, Minnesota 55133-3427 (US).

(72) Inventors; and

(75) Inventors/Applicants (for US only): KREPSKI, Larry R., [US/US]; Post Office Box 33427, Saint Paul, Minnesota 55133-3427 (US). DELLARIA, Joseph F., Jr., [US/US]; Post Office Box 33427, Saint Paul, Minnesota 55133-3427 (US). DUFFY, Daniel E., [US/US]; Post Office Box 33427, Saint Paul, Minnesota 55133-3427 (US). AMOS, David T., [US/US]; Post Office Box 33427, Saint Paul, Minnesota 55133-3427 (US). ZIMMERMANN, Bernhard M., [CH/US]; Post Office Box 33427, Saint Paul, Minnesota 55133-3427 (US). SQUIRE, David J., [US/US]; Post Office Box 33427, Saint Paul, Minnesota 55133-3427 (US). MARSZALEK, Gregory J., [US/US]; Post Office Box 33427, Saint Paul, Minnesota 55133-3427 (US). HEPPNER, Philip D., [US/US]; Post Office Box 33427, Saint Paul, Minnesota 55133-3427 (US). KSHIR-SAGAR, Tushar A., [IN/US]; Post Office Box 33427, Saint Paul, Minnesota 55133-3427 (US).

(74) Agents: ERSFELD, Dean A., et al.; Office of Intellectual Property Counsel, Post Office Box 33427, Saint Paul, Minnesota 55133-3427 (US).

Declarations under Rule 4.17:

- as to applicant's entitlement to apply for and be granted a patent (Rule 4.17(ii)) for the following designations AE, AG, AL, AM, AT, AU, AZ, BA, BB, BG, BR, BW, BY, BZ, CA, CH, CN, CO, CR, CU, CZ, DE, DK, DM, DZ, EC, EE, EG, ES, FI, GB, GD, GE, GH, GM, HR, HU, ID, IL, IN, IS, JP, KE, KG, KP, KR, KZ, LC, LK, LR, LS, LT, LU, LV, MA, MD, MG, MK, MN, MW, MX, MZ, NA, NI, NO, NZ, OM, PG, PH, PL, PT, RO, RU, SC, SD, SE, SG, SK, SL, SY, TJ, TM, TN, TR, TT, TZ, UA, UG, UZ, VC, VN, YU, ZA, ZM, ZW, ARIPO patent (BW, GH, GM, KE, LS, MW, MZ, NA, SD, SL, SZ, TZ, UG, ZM, ZW), Eurasian patent (AM, AZ, BY, KG, KZ, MD, RU, TJ, TM), European patent (AT, BE, BG, CH, CY, CZ, DE, DK, EE, ES, FI, FR, GB, GR, HU, IE, IS, IT, LU, MC, NL, PL, PT, RO, SE, SI, SK, TR), OAPI patent (BF, BJ, CF, CG, CI, CM, GA, GN, GQ, GW, ML, MR, NE, SN, TD, TG)
- as to the applicant's entitlement to claim the priority of the earlier application (Rule 4.17(iii)) for all designations

Published:

- without international search report and to be republished upon receipt of that report

For two-letter codes and other abbreviations, refer to the "Guidance Notes on Codes and Abbreviations" appearing at the beginning of each regular issue of the PCT Gazette.

(54) Title: HYDROXYLAMINE AND OXIME SUBSTITUTED IMIDAZOQUINOLINES, IMIDAZOPYRIDINES, AND IMIDAZONAPHTHYRIDINES

(57) Abstract: Imidazo-quinoline, -pyridine, and -naphthyridine ring systems substituted at the 1-position, pharmaceutical compositions containing the compounds, intermediates, and methods of use of these compounds as immunomodulators, for inducing cytokine biosynthesis in animals and in the treatment of diseases including viral and neoplastic diseases are disclosed.



WO 2005/051324 A2

5

HYDROXYLAMINE AND OXIME SUBSTITUTED
IMIDAZOQUINOLINES, IMIDAZOPYRIDINES, AND
IMIDAZONAPHTHYRIDINES

CROSS-REFERENCE TO RELATED APPLICATIONS

10

The present application claims priority to U.S. Provisional Application Serial No. 60/581293, filed on June 18, 2004, to U.S. Provisional Application Serial No. 60/580139, filed on June 16, 2004, and to U.S. Provisional Application Serial No. 60/524961, filed on November 25, 2003, all of which are incorporated by reference herein in their entirety.

15

BACKGROUND

20

In the 1950's the 1*H*-imidazo[4,5-*c*]quinoline ring system was developed and 1-(6-methoxy-8-quinolinyl)-2-methyl-1*H*-imidazo[4,5-*c*]quinoline was synthesized for possible use as an antimalarial agent. Subsequently, syntheses of various substituted 1*H*-imidazo[4,5-*c*]quinolines were reported. For example, 1-[2-(4-piperidyl)ethyl]-1*H*-imidazo[4,5-*c*]quinoline was synthesized as a possible anticonvulsant and cardiovascular agent. Also, several 2-oxoimidazo[4,5-*c*]quinolines have been reported.

25

Certain 1*H*-imidazo[4,5-*c*]quinolin-4-amines and 1- and 2-substituted derivatives thereof were later found to be useful as antiviral agents, bronchodilators and immunomodulators. Subsequently, certain substituted 1*H*-imidazo[4,5-*c*]pyridin-4-amine, quinolin-4-amine, tetrahydroquinolin-4-amine, naphthyridin-4-amine, and tetrahydronaphthyridin-4-amine compounds as well as certain analogous thiazolo and oxazolo compounds were synthesized and found to be useful as immune response modifiers (IRMs), rendering them useful in the treatment of a variety of disorders.

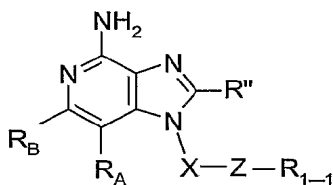
30

There continues to be interest in the imidazoquinoline ring system, as well as other imidazo ring systems, and there is a continuing need for

compounds that have the ability to modulate the immune response, by induction of cytokine biosynthesis or other mechanisms.

SUMMARY

5 The present invention provides a new class of compounds that are useful in inducing cytokine biosynthesis in animals. Such compounds are of the following Formula (I):



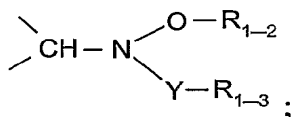
10

I

wherein: Z is $-C(=N-O-R_{1-2})-$

or

15



and X, Y, R_A, R_B, R'', R₁₋₁, R₁₋₂, and R₁₋₃ are as defined below.

20 The compounds of Formula I are useful as immune response modifiers due to their ability to induce cytokine biosynthesis (e.g., induces the synthesis of at least one cytokine) and otherwise modulate the immune response when administered to animals. This makes the compounds useful in the treatment of a variety of conditions such as viral diseases and tumors that are responsive to such changes in the immune response.

25 The invention further provides pharmaceutical compositions containing an effective amount of a compound of Formula I and methods of inducing cytokine biosynthesis in an animal, treating a viral infection and/or treating a

neoplastic disease in an animal by administering an effective amount of a compound of Formula I to the animal.

In addition, methods of synthesizing compounds of Formula I useful in the synthesis of these compounds are provided.

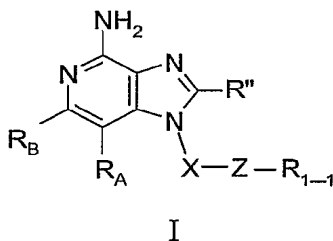
5 As used herein, "a," "an," "the," "at least one," and "one or more" are used interchangeably.

The terms "comprises" and variations thereof do not have a limiting meaning where these terms appear in the description and claims.

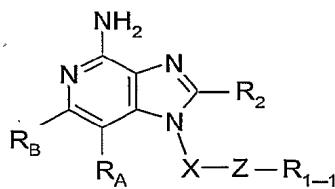
10 The above summary of the present invention is not intended to describe each disclosed embodiment or every implementation of the present invention. The description that follows more particularly exemplifies illustrative embodiments. In several places throughout the application, guidance is provided through lists of examples, which examples can be used in various combinations. In each instance, the recited list serves only as a representative group and should
15 not be interpreted as an exclusive list.

DETAILED DESCRIPTION OF ILLUSTRATIVE EMBODIMENTS OF THE INVENTION

20 The present invention provides compounds of the following Formula (I):

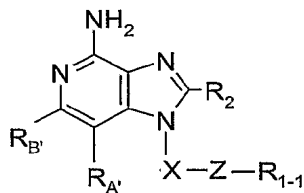


25 as well as more specific compounds of Formula (I) wherein R'' is R₂ as defined herein (referred to herein as Formula (II)),



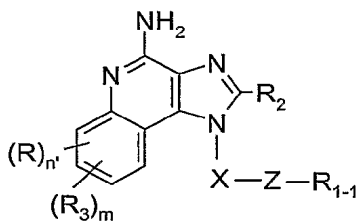
II

and more specific compounds of the following Formulas (III, IV, V, VI, and VII):



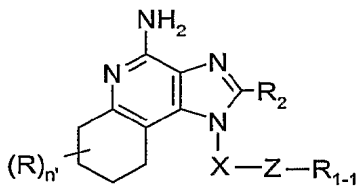
5

III

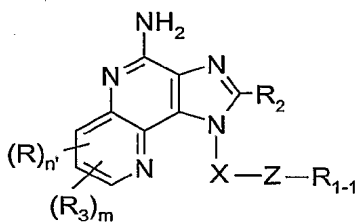


IV

10



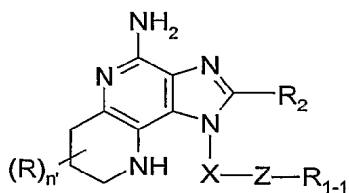
V



15

VI

and



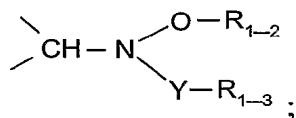
VII

5

wherein:

Z is $-C(=N-O-R_{1-2})-$

or



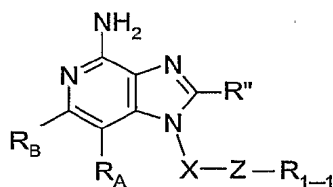
10

and X, Y, R_A, R_B, R_A', R_B', R'', R, R₂, R₃, R₁₋₁, R₁₋₂, R₁₋₃, m, and n' are as defined below;

and pharmaceutically acceptable salts thereof.

In one embodiment, there is provided a compound of the Formula (I):

15



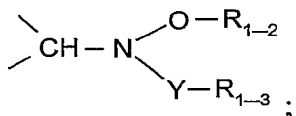
I

wherein:

Z is $-C(=N-O-R_{1-2})-$

20

or



X is selected from the group consisting of:

$-CH(R_9)-$,

-CH(R₉)-alkylene-, and

-CH(R₉)-alkenylene-,

wherein the alkylene and alkenylene are optionally interrupted by one or more -O- groups;

5 R₁₋₁ is selected from the group consisting of:

hydrogen,

alkyl,

aryl,

alkylene-aryl,

10 heteroaryl,

alkylene-heteroaryl, and

alkyl, aryl, alkylene-aryl, heteroaryl, or alkylene-heteroaryl

substituted by one or more substituents selected from the group consisting of:

15 halogen,

cyano (i.e., -CN or nitrile),

nitro (i.e., -NO₂),

alkoxy,

dialkylamino,

20 alkylthio,

haloalkyl,

haloalkoxy,

alkyl,

-NH-SO₂-R₁₋₄,

25 -NH-C(O)-R₁₋₄,

-NH-C(O)-NH₂,

-NH-C(O)-NH-R₁₋₄, and

-N₃;

R₁₋₂ and R₁₋₃ are independently selected from the group consisting of:

30 hydrogen,

alkyl,

alkenyl,

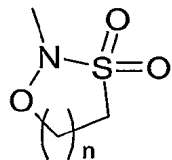
aryl,
arylalkylenyl,
heteroaryl,
heteroarylalkylenyl,
5 heterocyclyl,
heterocyclylalkylenyl, and
alkyl, alkenyl, aryl, arylalkylenyl, heteroaryl, heteroarylalkylenyl,

heterocyclyl, or heterocyclylalkylenyl, substituted by one or more
substituents selected from the group consisting of:

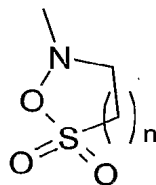
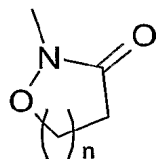
10 hydroxy,
alkyl,
haloalkyl,
hydroxyalkyl,
alkoxy,
15 dialkylamino,
-S(O)₀₋₂-alkyl,
-S(O)₀₋₂-aryl,
-NH-S(O)₂-alkyl,
-NH-S(O)₂-aryl,
20 haloalkoxy,
halogen,
cyano,
nitro,
aryl,
25 heteroaryl,
heterocyclyl,
aryloxy,
arylalkyleneoxy,
-C(O)-O-alkyl,
30 -C(O)-N(R₈)₂,
-N(R₈)-C(O)-alkyl,
-O-(CO)-alkyl, and

-C(O)-alkyl,

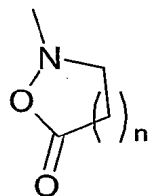
or the R₁₋₂ and R₁₋₃ groups can join together to form a ring system selected from the group consisting of:



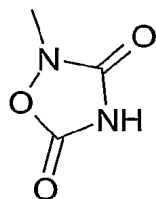
5



10



, and



wherein n = 0, 1, 2, or 3;

R₁₋₄ is selected from the group consisting of:

15

alkyl,

aryl,

alkylene-aryl,
 heteroaryl,
 alkylene-heteroaryl, and
 alkyl, aryl, alkylene-aryl, heteroaryl, or alkylene-heteroaryl

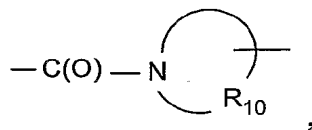
5 substituted by one or more substituents selected from the group
 consisting of:

halogen,
 cyano,
 nitro,
 10 alkoxy,
 dialkylamino,
 alkylthio,
 haloalkyl,
 haloalkoxy,
 15 alkyl, and
 -N₃;

Y is selected from the group consisting of:

a bond,
 -C(O)-,
 20 -C(S)-,
 -S(O)₂-,
 -S(O)₂-N(R₈)-,

$$-S(O)_2-N \begin{array}{c} \text{---} \\ \text{---} \\ \text{---} \end{array} \text{R}_{10} \text{---} \text{ ,}$$
 -C(O)-O-,
 25 -C(O)-N(R₈)-,
 -C(S)-N(R₈)-,
 -C(O)-N(R₈)-S(O)₂-,
 -C(O)-N(R₈)-C(O)-,
 -C(S)-N(R₈)-C(O)-,



$-\text{C}(\text{O})-\text{C}(\text{O})-$,

$-\text{C}(\text{O})-\text{C}(\text{O})-\text{O}-$, and

$-\text{C}(=\text{NH})-\text{N}(\text{R}_8)-$;

5 R_A and R_B are each independently selected from the group consisting of:

hydrogen,

halogen,

alkyl,

alkenyl,

10 alkoxy,

alkylthio, and

$-\text{N}(\text{R}_9)_2$;

or when taken together, R_A and R_B form a fused aryl ring or heteroaryl ring containing one heteroatom selected from the group consisting of N and S, wherein the aryl or heteroaryl ring is unsubstituted or substituted by one or more R groups, or substituted by one R_3 group, or substituted by one R_3 group and one R group;

or when taken together, R_A and R_B form a fused 5 to 7 membered saturated ring, optionally containing one heteroatom selected from the group consisting of N and S, and unsubstituted or substituted by one or more R groups;

R is selected from the group consisting of:

halogen,

hydroxy,

alkyl,

25 alkenyl,

haloalkyl,

alkoxy,

alkylthio, and

$-\text{N}(\text{R}_9)_2$;

30 R'' is hydrogen or a non-interfering substituent;

R₃ is selected from the group consisting of:

- Z'-R₄,
- Z'-X'-R₄,
- Z'-X'-Y'-R₄, and
- Z'-X'-R₅;

5

X' is selected from the group consisting of alkylene, alkenylene, alkynylene, arylene, heteroarylene, and heterocyclylene, wherein the alkylene, alkenylene, and alkynylene groups can be optionally interrupted or terminated by arylene, heteroarylene or heterocyclylene and optionally interrupted by one or more -O- groups;

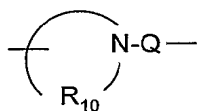
10

Y' is selected from the group consisting of:

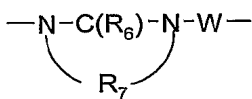
- O-,
- S(O)₀₋₂-,
- S(O)₂-N(R₈)-,
- C(R₆)-,
- C(R₆)-O-,
- O-C(R₆)-,
- O-C(O)-O-,
- N(R₈)-Q-,
- C(R₆)-N(R₈)-,
- O-C(R₆)-N(R₈)-,
- C(R₆)-N(OR₉)-,

15

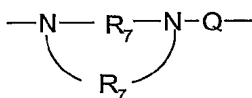
20



,

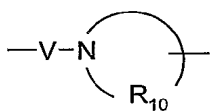


,

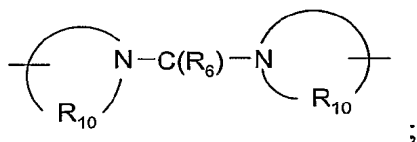


25

,



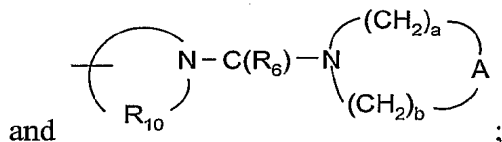
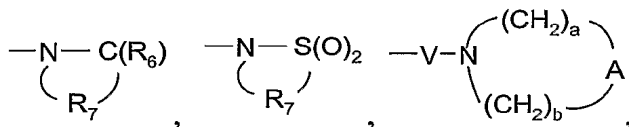
, and



Z' is a bond or -O-;

R₄ is selected from the group consisting of hydrogen, alkyl, alkenyl, alkynyl, aryl, arylalkylenyl, aryloxyalkylenyl, alkylarylenyl, heteroaryl, heteroarylalkylenyl, heteroaryloxyalkylenyl, alkylheteroarylenyl, and heterocyclyl, wherein the alkyl, alkenyl, alkynyl, aryl, arylalkylenyl, aryloxyalkylenyl, alkylarylenyl, heteroaryl, heteroarylalkylenyl, heteroaryloxyalkylenyl, alkylheteroarylenyl, and heterocyclyl groups can be unsubstituted or substituted by one or more substituents independently selected from the group consisting of alkyl, alkoxy, hydroxyalkyl, haloalkyl, haloalkoxy, halogen, nitro, hydroxy, mercapto, cyano, aryl, aryloxy, arylalkyleneoxy, heteroaryl, heteroaryloxy, heteroarylalkyleneoxy, heterocyclyl, amino, alkylamino, dialkylamino, (dialkylamino)alkyleneoxy, and in the case of alkyl, alkenyl, alkynyl, and heterocyclyl, oxo;

R₅ is selected from the group consisting of



R₆ is selected from the group consisting of =O and =S;

R₇ is C₂₋₇ alkylene;

R₈ is selected from the group consisting of hydrogen, C₁₋₁₀ alkyl, C₂₋₁₀ alkenyl, C₁₋₁₀ alkoxy-C₁₋₁₀ alkylenyl, hydroxy-C₁₋₁₀ alkylenyl, heteroaryl-C₁₋₁₀ alkylenyl, and aryl-C₁₋₁₀ alkylenyl;

R₉ is selected from the group consisting of hydrogen and alkyl;

R₁₀ is C₃₋₈ alkylene;

A is selected from the group consisting of -O-, -C(O)-, -S(O)₀₋₂-, -CH₂-, and -N(R₄)-;

Q is selected from the group consisting of a bond, $-C(R_6)-$, $-C(R_6)-C(R_6)-$, $-S(O)_2-$, $-C(R_6)-N(R_8)-W-$, $-S(O)_2-N(R_8)-$, $-C(R_6)-O-$, $-C(R_6)-S-$, and $-C(R_6)-N(OR_9)-$;

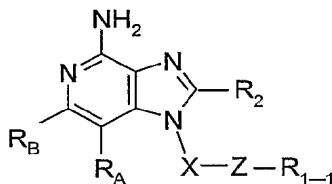
V is selected from the group consisting of $-C(R_6)-$, $-O-C(R_6)-$,
5 $-N(R_8)-C(R_6)-$, and $-S(O)_2-$;

W is selected from the group consisting of a bond, $-C(O)-$, and $-S(O)_2-$;
and

a and b are independently integers from 1 to 6 with the proviso that $a + b$
is ≤ 7 ;

10 or a pharmaceutically acceptable salt thereof.

In another embodiment, there is provided a compound of the Formula
(II):

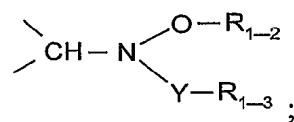


15 II

wherein:

Z is $-C(=N-O-R_{1-2})-$

or



20 X is selected from the group consisting of:

$-CH(R_9)-$,

$-CH(R_9)-$ alkylene-, and

$-CH(R_9)-$ alkenylene-,

wherein the alkylene and alkenylene are optionally interrupted by

25 one or more $-O-$ groups;

R_{1-1} is selected from the group consisting of:

hydrogen,

alkyl,

aryl,
alkylene-aryl,
heteroaryl,
alkylene-heteroaryl, and

5 alkyl, aryl, alkylene-aryl, heteroaryl, or alkylene-heteroaryl
substituted by one or more substituents selected from the group
consisting of:

 halogen,
 cyano,
10 nitro,
 alkoxy,
 dialkylamino,
 alkylthio,
 haloalkyl,
15 haloalkoxy,
 alkyl,
 -NH-SO₂-R₁₋₄,
 -NH-C(O)-R₁₋₄,
 -NH-C(O)-NH₂,
20 -NH-C(O)-NH-R₁₋₄, and
 -N₃;

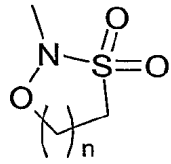
R₁₋₂ and R₁₋₃ are independently selected from the group consisting of:

 hydrogen,
 alkyl,
25 alkenyl,
 aryl,
 arylalkylenyl,
 heteroaryl,
 heteroarylalkylenyl,
30 heterocyclyl,
 heterocyclylalkylenyl, and

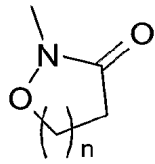
alkyl, alkenyl, aryl, arylalkylenyl, heteroaryl, heteroarylalkylenyl, heterocyclyl, or heterocyclylalkylenyl, substituted by one or more substituents selected from the group consisting of:

5 hydroxy,
alkyl,
haloalkyl,
hydroxyalkyl,
alkoxy,
dialkylamino,
10 -S(O)₀₋₂-alkyl,
-S(O)₀₋₂-aryl,
-NH-S(O)₂-alkyl,
-NH-S(O)₂-aryl,
haloalkoxy,
15 halogen,
cyano (i.e., nitrile),
nitro,
aryl,
heteroaryl,
20 heterocyclyl,
aryloxy,
arylalkyleneoxy,
-C(O)-O-alkyl,
-C(O)-N(R₈)₂,
25 -N(R₈)-C(O)-alkyl,
-O-(CO)-alkyl, and
-C(O)-alkyl;

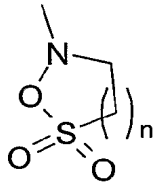
or the R₁₋₂ and R₁₋₃ groups can join together to form a ring system selected from the group consisting of:



,

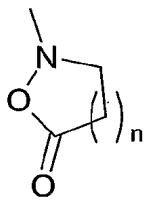


,

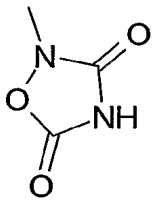


,

5



, and



,

10

wherein n = 0, 1, 2, or 3;

R₁₋₄ is selected from the group consisting of:

alkyl,

aryl,

alkylene-aryl,

15

heteroaryl,

alkylene-heteroaryl, and

alkyl, aryl, alkylene-aryl, heteroaryl, or alkylene-heteroaryl substituted by one or more substituents selected from the group consisting of:

- 5 halogen,
 cyano,
 nitro,
 alkoxy,
 dialkylamino,
 alkylthio,
 10 haloalkyl,
 haloalkoxy,
 alkyl, and
 -N₃;

Y is selected from the group consisting of:

- 15 a bond,
 -C(O)-,
 -C(S)-,
 -S(O)₂-,
 -S(O)₂-N(R₈)-,
 20 $-\text{S(O)}_2-\text{N} \begin{array}{c} \text{---} \\ \text{---} \end{array} \text{R}_{10}$,
 -C(O)-O-,
 -C(O)-N(R₈)-,
 -C(S)-N(R₈)-,
 -C(O)-N(R₈)-S(O)₂-,
 25 -C(O)-N(R₈)-C(O)-,
 -C(S)-N(R₈)-C(O)-,
 $-\text{C(O)}-\text{N} \begin{array}{c} \text{---} \\ \text{---} \end{array} \text{R}_{10}$,
 -C(O)-C(O)-,
 -C(O)-C(O)-O-, and

-C(=NH)-N(R₈)-;

R_A and R_B are each independently selected from the group consisting of:

hydrogen,

halogen,

5

alkyl,

alkenyl,

alkoxy,

alkylthio, and

-N(R₉)₂;

10

or when taken together, R_A and R_B form a fused aryl ring or heteroaryl ring containing one heteroatom selected from the group consisting of N and S, wherein the aryl or heteroaryl ring is unsubstituted or substituted by one or more R groups, or substituted by one R₃ group, or substituted by one R₃ group and one R group;

15

or when taken together, R_A and R_B form a fused 5 to 7 membered saturated ring, optionally containing one heteroatom selected from the group consisting of N and S, and unsubstituted or substituted by one or more R groups;

R is selected from the group consisting of:

halogen,

20

hydroxy,

alkyl,

alkenyl,

haloalkyl,

alkoxy,

25

alkylthio, and

-N(R₉)₂;

R₂ is selected from the group consisting of:

-R₄,

-X'-R₄,

30

-X'-Y'-R₄, and

-X'-R₅;

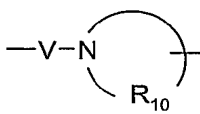
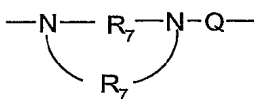
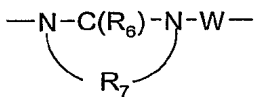
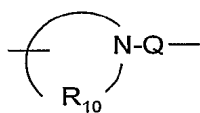
R₃ is selected from the group consisting of:

- Z'-R₄,
- Z'-X'-R₄,
- Z'-X'-Y'-R₄, and
- Z'-X'-R₅;

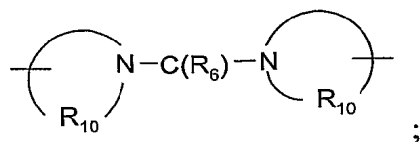
5 X' is selected from the group consisting of alkylene, alkenylene, alkynylene, arylene, heteroarylene, and heterocyclylene, wherein the alkylene, alkenylene, and alkynylene groups can be optionally interrupted or terminated by arylene, heteroarylene or heterocyclylene and optionally interrupted by one or more -O- groups;

10 Y' is selected from the group consisting of:

- O-,
- S(O)₀₋₂-,
- S(O)₂-N(R₈)-,
- C(R₆)-,
- 15 -C(R₆)-O-,
- O-C(R₆)-,
- O-C(O)-O-,
- N(R₈)-Q-,
- C(R₆)-N(R₈)-,
- 20 -O-C(R₆)-N(R₈)-,
- C(R₆)-N(OR₉)-,



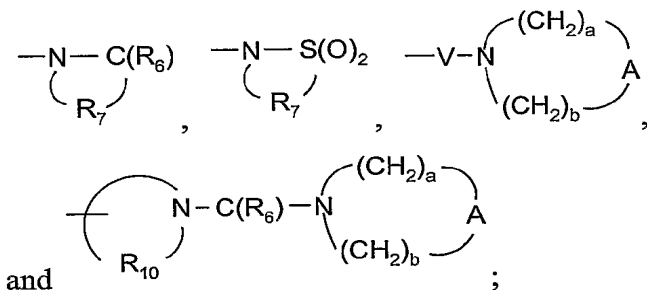
25 , and



Z' is a bond or -O-;

R₄ is selected from the group consisting of hydrogen, alkyl, alkenyl, alkynyl, aryl, arylalkylenyl, aryloxyalkylenyl, alkylarylenyl, heteroaryl, heteroarylalkylenyl, heteroaryloxyalkylenyl, alkylheteroarylenyl, and heterocyclyl, wherein the alkyl, alkenyl, alkynyl, aryl, arylalkylenyl, aryloxyalkylenyl, alkylarylenyl, heteroaryl, heteroarylalkylenyl, heteroaryloxyalkylenyl, alkylheteroarylenyl, and heterocyclyl groups can be unsubstituted or substituted by one or more substituents independently selected from the group consisting of alkyl, alkoxy, hydroxyalkyl, haloalkyl, haloalkoxy, halogen, nitro, hydroxy, mercapto, cyano, aryl, aryloxy, arylalkyleneoxy, heteroaryl, heteroaryloxy, heteroarylalkyleneoxy, heterocyclyl, amino, alkylamino, dialkylamino, (dialkylamino)alkyleneoxy, and in the case of alkyl, alkenyl, alkynyl, and heterocyclyl, oxo;

R₅ is selected from the group consisting of:



R₆ is selected from the group consisting of =O and =S;

R₇ is C₂₋₇ alkylene;

R₈ is selected from the group consisting of hydrogen, C₁₋₁₀ alkyl, C₂₋₁₀ alkenyl, C₁₋₁₀ alkoxy-C₁₋₁₀ alkylenyl, hydroxy-C₁₋₁₀ alkylenyl, heteroaryl-C₁₋₁₀ alkylenyl, and aryl-C₁₋₁₀ alkylenyl;

R₉ is selected from the group consisting of hydrogen and alkyl;

R₁₀ is C₃₋₈ alkylene;

A is selected from the group consisting of -O-, -C(O)-, -S(O)₀₋₂-, -CH₂-, and -N(R₄)-;

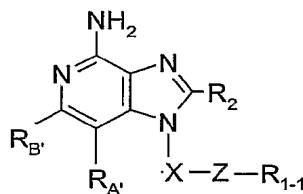
Q is selected from the group consisting of a bond, $-C(R_6)-$,
 $-C(R_6)-C(R_6)-$, $-S(O)_2-$, $-C(R_6)-N(R_8)-W-$, $-S(O)_2-N(R_8)-$, $-C(R_6)-O-$, $-C(R_6)-S-$,
 and $-C(R_6)-N(OR_9)-$;

V is selected from the group consisting of $-C(R_6)-$, $-O-C(R_6)-$,
 5 $-N(R_8)-C(R_6)-$, and $-S(O)_2-$;

W is selected from the group consisting of a bond, $-C(O)-$, and $-S(O)_2-$;
 and

a and b are independently integers from 1 to 6 with the proviso that a + b
 is ≤ 7 ;
 10 or a pharmaceutically acceptable salt thereof.

In another embodiment, there is provided a compound of the Formula
 (III):



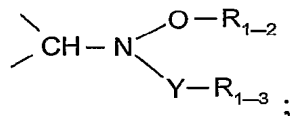
III

15

wherein:

Z is $-C(=N-O-R_{1-2})-$

or



20

X is selected from the group consisting of:

$-CH(R_9)-$,
 $-CH(R_9)-alkylene-$, and
 $-CH(R_9)-alkenylene-$,

25

wherein the alkylene and alkenylene are optionally interrupted by
 one or more $-O-$ groups;

R_{1-1} is selected from the group consisting of:

hydrogen,

alkyl,
aryl,
alkylene-aryl,
heteroaryl,
5 alkylene-heteroaryl, and
alkyl, aryl, alkylene-aryl, heteroaryl, or alkylene-heteroaryl
substituted by one or more substituents selected from the group
consisting of:

10 halogen,
cyano,
nitro,
alkoxy,
dialkylamino,
alkylthio,
15 haloalkyl,
haloalkoxy,
alkyl,
-NH-SO₂-R₁₋₄,
-NH-C(O)-R₁₋₄,
20 -NH-C(O)-NH₂,
-NH-C(O)-NH-R₁₋₄, and
-N₃;

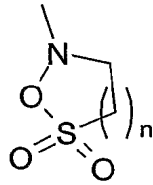
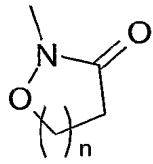
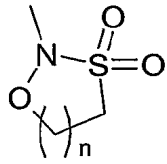
R₁₋₂ and R₁₋₃ are independently selected from the group consisting of:

25 hydrogen,
alkyl,
alkenyl,
aryl,
arylalkylenyl,
heteroaryl,
30 heteroarylalkylenyl,
heterocyclyl,
heterocyclylalkylenyl, and

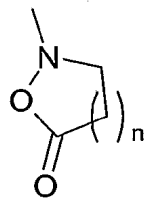
alkyl, alkenyl, aryl, arylalkylenyl, heteroaryl, heteroarylalkylenyl, heterocyclyl, or heterocyclylalkylenyl, substituted by one or more substituents selected from the group consisting of:

5 hydroxy,
alkyl,
haloalkyl,
hydroxyalkyl,
alkoxy,
dialkylamino,
10 -S(O)₀₋₂-alkyl,
-S(O)₀₋₂-aryl,
-NH-S(O)₂-alkyl,
-NH-S(O)₂-aryl,
haloalkoxy,
15 halogen,
cyano,
nitro,
aryl,
heteroaryl,
20 heterocyclyl,
aryloxy,
arylalkyleneoxy,
-C(O)-O-alkyl,
-C(O)-N(R₈)₂,
25 -N(R₈)-C(O)-alkyl,
-O-(CO)-alkyl, and
-C(O)-alkyl;

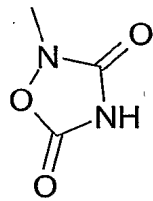
or the R₁₋₂ and R₁₋₃ groups can join together to form a ring system selected from the group consisting of:



5



, and



10

wherein $n = 0, 1, 2, \text{ or } 3$;

R_{1-4} is selected from the group consisting of:

alkyl;

aryl;

alkylene-aryl;

15

heteroaryl;

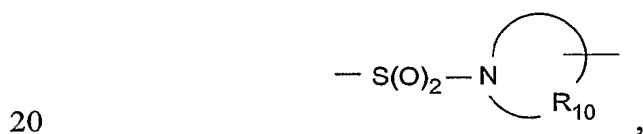
alkylene-heteroaryl; and

alkyl, aryl, alkylene-aryl, heteroaryl, or alkylene-heteroaryl substituted by one or more substituents selected from the group consisting of:

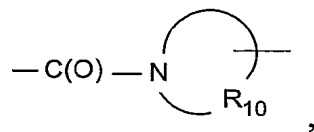
- 5 halogen,
 cyano,
 nitro,
 alkoxy,
 dialkylamino,
 alkylthio,
 10 haloalkyl,
 haloalkoxy,
 alkyl, and
 -N₃;

Y is selected from the group consisting of:

- 15 a bond,
 -C(O)-,
 -C(S)-,
 -S(O)₂-,
 -S(O)₂-N(R₈)-,



- C(O)-O-,
 -C(O)-N(R₈)-,
 -C(S)-N(R₈)-,
 -C(O)-N(R₈)-S(O)₂-,
 25 -C(O)-N(R₈)-C(O)-,
 -C(S)-N(R₈)-C(O)-,



- C(O)-C(O)-,
 -C(O)-C(O)-O-, and

-C(=NH)-N(R₈)-;

R_A and R_B are each independently selected from the group consisting of:

hydrogen,

halogen,

5

alkyl,

alkenyl,

alkoxy,

alkylthio, and

-N(R₉)₂;

10

R₂ is selected from the group consisting of:

-R₄,

-X'-R₄,

-X'-Y'-R₄, and

-X'-R₅;

15

X' is selected from the group consisting of alkylene, alkenylene, alkynylene, arylene, heteroarylene, and heterocyclylene, wherein the alkylene, alkenylene, and alkynylene groups can be optionally interrupted or terminated by arylene, heteroarylene or heterocyclylene and optionally interrupted by one or more -O- groups;

20

Y' is selected from the group consisting of:

-O-,

-S(O)₀₋₂-,

-S(O)₂-N(R₈)-,

-C(R₆)-,

25

-C(R₆)-O-,

-O-C(R₆)-,

-O-C(O)-O-,

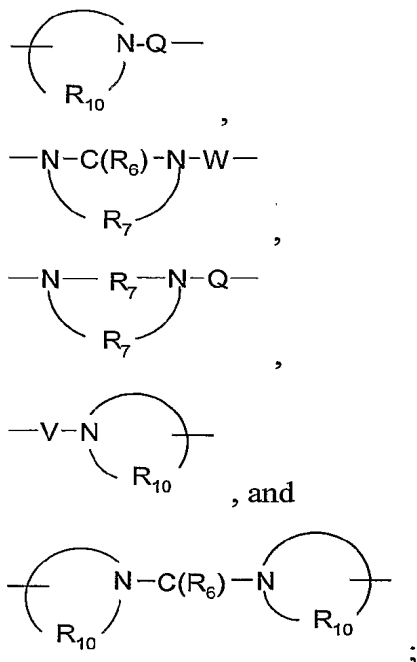
-N(R₈)-Q-,

-C(R₆)-N(R₈)-,

30

-O-C(R₆)-N(R₈)-,

-C(R₆)-N(OR₉)-,



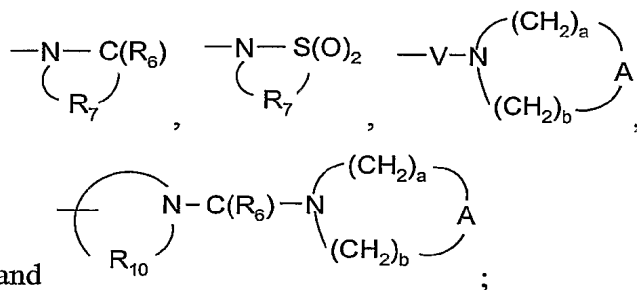
5

R₄ is selected from the group consisting of hydrogen, alkyl, alkenyl, alkynyl, aryl, arylalkylenyl, aryloxyalkylenyl, alkylarylenyl, heteroaryl, heteroarylalkylenyl, heteroaryloxyalkylenyl, alkylheteroarylenyl, and heterocyclyl, wherein the alkyl, alkenyl, alkynyl, aryl, arylalkylenyl, aryloxyalkylenyl, alkylarylenyl, heteroaryl, heteroarylalkylenyl, heteroaryloxyalkylenyl, alkylheteroarylenyl, and heterocyclyl groups can be unsubstituted or substituted by one or more substituents independently selected from the group consisting of alkyl, alkoxy, hydroxyalkyl, haloalkyl, haloalkoxy, halogen, nitro, hydroxy, mercapto, cyano, aryl, aryloxy, arylalkyleneoxy, heteroaryl, heteroaryloxy, heteroarylalkyleneoxy, heterocyclyl, amino, alkylamino, dialkylamino, (dialkylamino)alkyleneoxy, and in the case of alkyl, alkenyl, alkynyl, and heterocyclyl, oxo;

10

15

R₅ is selected from the group consisting of:



20

R_6 is selected from the group consisting of =O and =S;

R_7 is C_{2-7} alkylene;

R_8 is selected from the group consisting of hydrogen,

C_{1-10} alkyl, C_{2-10} alkenyl, C_{1-10} alkoxy- C_{1-10} alkylenyl, hydroxy- C_{1-10} alkylenyl,
5 heteroaryl- C_{1-10} alkylenyl, and aryl- C_{1-10} alkylenyl;

R_9 is selected from the group consisting of hydrogen and alkyl;

R_{10} is C_{3-8} alkylene;

A is selected from the group consisting of -O-, -C(O)-, -S(O)₀₋₂-, -CH₂-,
and -N(R_4)-;

10 Q is selected from the group consisting of a bond, -C(R_6)-,
-C(R_6)-C(R_6)-, -S(O)₂-, -C(R_6)-N(R_8)-W-, -S(O)₂-N(R_8)-, -C(R_6)-O-, -C(R_6)-S-,
and -C(R_6)-N(OR₉)-;

V is selected from the group consisting of -C(R_6)-, -O-C(R_6)-,
-N(R_8)-C(R_6)-, and -S(O)₂-;

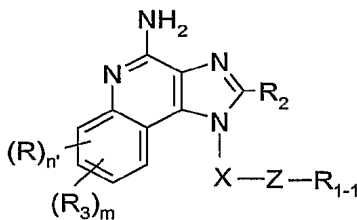
15 W is selected from the group consisting of a bond, -C(O)-, and -S(O)₂-;
and

a and b are each independently integers from 1 to 6 with the proviso that
a + b is ≤ 7 ;

or a pharmaceutically acceptable salt thereof.

20

In another embodiment, the present invention provides a compound of
the Formula (IV):

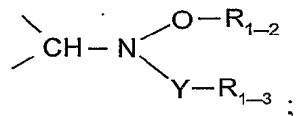


IV

25 wherein:

Z is -C(=N-O-R₁₋₂)-

or



X is selected from the group consisting of:

-CH(R₉)-,

5 -CH(R₉)-alkylene-, and

-CH(R₉)-alkenylene-,

wherein the alkylene and alkenylene are optionally interrupted by one or more -O- groups;

R₁₋₁ is selected from the group consisting of:

10 hydrogen,

alkyl,

aryl,

alkylene-aryl,

heteroaryl,

15 alkylene-heteroaryl, and

alkyl, aryl, alkylene-aryl, heteroaryl, or alkylene-heteroaryl

substituted by one or more substituents selected from the group consisting of:

halogen,

20 cyano,

nitro,

alkoxy,

dialkylamino,

alkylthio,

25 haloalkyl,

haloalkoxy,

alkyl,

-NH-SO₂-R₁₋₄,

-NH-C(O)-R₁₋₄,

30 -NH-C(O)-NH₂,

-NH-C(O)-NH-R₁₋₄, and

-N₃;

R₁₋₂ and R₁₋₃ are independently selected from the group consisting of:

hydrogen,

alkyl,

5

alkenyl,

aryl,

arylalkylenyl,

heteroaryl,

heteroarylalkylenyl,

10

heterocyclyl,

heterocyclylalkylenyl, and

alkyl, alkenyl, aryl, arylalkylenyl, heteroaryl, heteroarylalkylenyl, heterocyclyl, or heterocyclylalkylenyl, substituted by one or more substituents selected from the group consisting of:

15

hydroxy,

alkyl,

haloalkyl,

hydroxyalkyl,

alkoxy,

20

dialkylamino,

-S(O)₀₋₂-alkyl,

-S(O)₀₋₂-aryl,

-NH-S(O)₂-alkyl,

-NH-S(O)₂-aryl,

25

haloalkoxy,

halogen,

cyano,

nitro,

aryl,

30

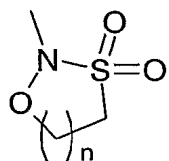
heteroaryl,

heterocyclyl,

aryloxy,

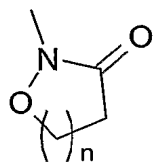
- 5
- arylalkyleneoxy,
 - C(O)-O-alkyl,
 - C(O)-N(R₈)₂,
 - N(R₈)-C(O)-alkyl,
 - O-(CO)-alkyl, and
 - C(O)-alkyl;

or the R₁₋₂ and R₁₋₃ groups can join together to form a ring system selected from the group consisting of:

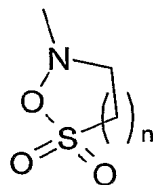


,

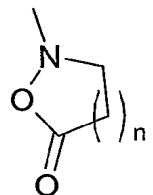
10



,

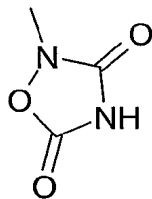


,



15

, and



wherein $n = 0, 1, 2, \text{ or } 3$;

R_{1-4} is selected from the group consisting of:

alkyl,

5 aryl,

alkylene-aryl,

heteroaryl,

alkylene-heteroaryl, and

alkyl, aryl, alkylene-aryl, heteroaryl, or alkylene-heteroaryl

10 substituted by one or more substituents selected from the group consisting of:

halogen,

cyano,

nitro,

15 alkoxy,

dialkylamino,

alkylthio,

haloalkyl,

haloalkoxy,

20 alkyl, and

$-N_3$;

Y is selected from the group consisting of:

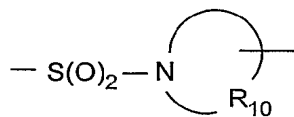
a bond,

$-C(O)-$,

25 $-C(S)-$,

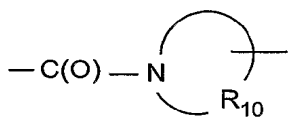
$-S(O)_2-$,

$-S(O)_2-N(R_8)-$,



- C(O)-O-,
- C(O)-N(R₈)-,
- C(S)-N(R₈)-,
- C(O)-N(R₈)-S(O)₂-,
- C(O)-N(R₈)-C(O)-,
- C(S)-N(R₈)-C(O)-,

5



- C(O)-C(O)-,
- C(O)-C(O)-O-, and
- C(=NH)-N(R₈)-;

10

R is selected from the group consisting of:

- halogen,
- hydroxy,
- alkyl,
- alkenyl,
- haloalkyl,
- alkoxy,
- alkylthio, and
- N(R₉)₂;

15

20

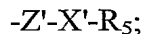
R₂ is selected from the group consisting of:

- R₄,
- X'-R₄,
- X'-Y'-R₄, and
- X'-R₅;

25

R₃ is selected from the group consisting of:

- Z'-R₄,
- Z'-X'-R₄,
- Z'-X'-Y'-R₄, and



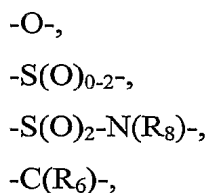
n' is an integer from 0 to 4;

m is 0 or 1; with the proviso that when m is 1, then n' is 0 or 1;

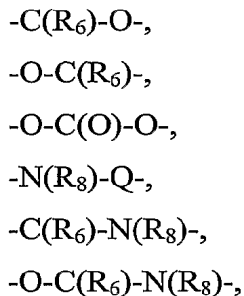
X' is selected from the group consisting of alkylene, alkenylene,
 5 alkynylene, arylene, heteroarylene, and heterocyclylene, wherein the alkylene,
 alkenylene, and alkynylene groups can be optionally interrupted or terminated by
 arylene, heteroarylene or heterocyclylene and optionally interrupted by one or
 more -O- groups;

Y' is selected from the group consisting of:

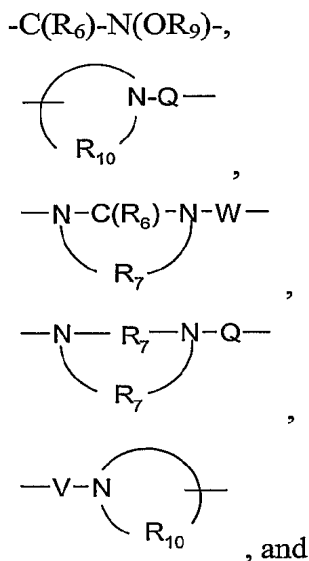
10

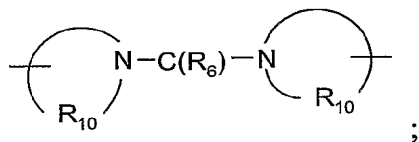


15



20

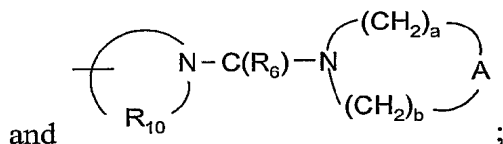
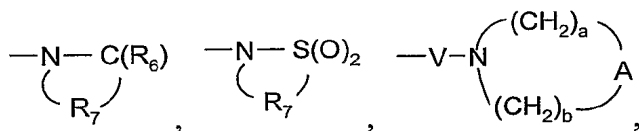




Z' is a bond or -O-;

R₄ is selected from the group consisting of hydrogen, alkyl, alkenyl, alkynyl, aryl, arylalkylenyl, aryloxyalkylenyl, alkylarylenyl, heteroaryl, heteroarylalkylenyl, heteroaryloxyalkylenyl, alkylheteroarylenyl, and heterocyclyl, wherein the alkyl, alkenyl, alkynyl, aryl, arylalkylenyl, aryloxyalkylenyl, alkylarylenyl, heteroaryl, heteroarylalkylenyl, heteroaryloxyalkylenyl, alkylheteroarylenyl, and heterocyclyl groups can be unsubstituted or substituted by one or more substituents independently selected from the group consisting of alkyl, alkoxy, hydroxyalkyl, haloalkyl, haloalkoxy, halogen, nitro, hydroxy, mercapto, cyano, aryl, aryloxy, arylalkyleneoxy, heteroaryl, heteroaryloxy, heteroarylalkyleneoxy, heterocyclyl, amino, alkylamino, dialkylamino, (dialkylamino)alkyleneoxy, and in the case of alkyl, alkenyl, alkynyl, and heterocyclyl, oxo;

R₅ is selected from the group consisting of



R₆ is selected from the group consisting of =O and =S;

R₇ is C₂₋₇ alkylene;

R₈ is selected from the group consisting of hydrogen, C₁₋₁₀ alkyl, C₂₋₁₀ alkenyl, C₁₋₁₀ alkoxy-C₁₋₁₀ alkylenyl, hydroxy-C₁₋₁₀ alkylenyl, heteroaryl-C₁₋₁₀ alkylenyl, and aryl-C₁₋₁₀ alkylenyl;

R₉ is selected from the group consisting of hydrogen and alkyl;

R₁₀ is C₃₋₈ alkylene;

A is selected from the group consisting of -O-, -C(O)-, -S(O)₀₋₂-, -CH₂-, and -N(R₄)-;

Q is selected from the group consisting of a bond, $-C(R_6)-$, $-C(R_6)-C(R_6)-$, $-S(O)_2-$, $-C(R_6)-N(R_8)-W-$, $-S(O)_2-N(R_8)-$, $-C(R_6)-O-$, $-C(R_6)-S-$, and $-C(R_6)-N(OR_9)-$;

V is selected from the group consisting of $-C(R_6)-$, $-O-C(R_6)-$, $-N(R_8)-C(R_6)-$, and $-S(O)_2-$;

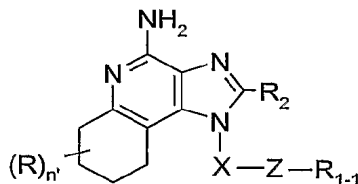
W is selected from the group consisting of a bond, $-C(O)-$, and $-S(O)_2-$;

and

a and b are each independently integers from 1 to 6 with the proviso that $a + b \leq 7$;

or a pharmaceutically acceptable salt thereof.

In another embodiment, there is provided a compound of the Formula (V):



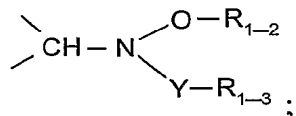
V

15

wherein:

Z is $-C(=N-O-R_{1-2})-$

or



20

X is selected from the group consisting of:

$-CH(R_9)-$,

$-CH(R_9)-$ alkylene-, and

$-CH(R_9)-$ alkenylene-,

25

wherein the alkylene and alkenylene are optionally interrupted by one or more $-O-$ groups;

R_{1-1} is selected from the group consisting of:

hydrogen,

alkyl,
aryl,
alkylene-aryl,
heteroaryl,
5 alkylene-heteroaryl, and
alkyl, aryl, alkylene-aryl, heteroaryl, or alkylene-heteroaryl
substituted by one or more substituents selected from the group
consisting of:

halogen,
10 cyano,
nitro,
alkoxy,
dialkylamino,
alkylthio,
15 haloalkyl,
haloalkoxy,
alkyl,
-NH-SO₂-R₁₋₄,
-NH-C(O)-R₁₋₄,
20 -NH-C(O)-NH₂,
-NH-C(O)-NH-R₁₋₄, and
-N₃;

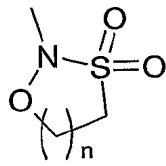
R₁₋₂ and R₁₋₃ are independently selected from the group consisting of:

hydrogen,
25 alkyl,
alkenyl,
aryl,
arylalkylenyl,
heteroaryl,
30 heteroarylalkylenyl,
heterocyclyl,
heterocyclylalkylenyl, and

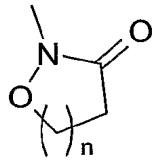
alkyl, alkenyl, aryl, arylalkylenyl, heteroaryl, heteroarylalkylenyl, heterocyclyl, or heterocyclylalkylenyl, substituted by one or more substituents selected from the group consisting of:

5 hydroxy,
alkyl,
haloalkyl,
hydroxyalkyl,
alkoxy,
dialkylamino,
10 -S(O)₀₋₂-alkyl,
-S(O)₀₋₂-aryl,
-NH-S(O)₂-alkyl,
-NH-S(O)₂-aryl,
haloalkoxy,
15 halogen,
cyano,
nitro,
aryl,
heteroaryl,
20 heterocyclyl,
aryloxy,
arylalkyleneoxy,
-C(O)-O-alkyl,
-C(O)-N(R₈)₂,
25 -N(R₈)-C(O)-alkyl,
-O-(CO)-alkyl, and
-C(O)-alkyl;

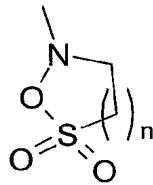
or the R₁₋₂ and R₁₋₃ groups can join together to form a ring system selected from the group consisting of:



,

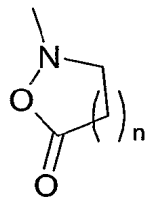


,

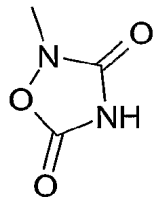


,

5



, and



,

10

wherein $n = 0, 1, 2, \text{ or } 3$;

R_{1-4} is selected from the group consisting of:

alkyl,

aryl,

alkylene-aryl,

15

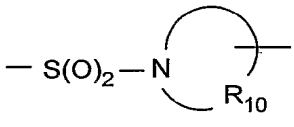
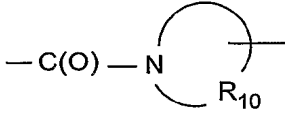
heteroaryl,

alkylene-heteroaryl, and

alkyl, aryl, alkylene-aryl, heteroaryl, or alkylene-heteroaryl substituted by one or more substituents selected from the group consisting of:

- 5 halogen,
- cyano,
- nitro,
- alkoxy,
- dialkylamino,
- alkylthio,
- 10 haloalkyl,
- haloalkoxy,
- alkyl, and
- N₃;

Y is selected from the group consisting of:

- 15 a bond,
- C(O)-,
- C(S)-,
- S(O)₂-,
- S(O)₂-N(R₈)-,
- 20 ,
- C(O)-O-,
- C(O)-N(R₈)-,
- C(S)-N(R₈)-,
- C(O)-N(R₈)-S(O)₂-,
- 25 -C(O)-N(R₈)-C(O)-,
- C(S)-N(R₈)-C(O)-,
- ,
- C(O)-C(O)-,
- C(O)-C(O)-O-, and

-C(=NH)-N(R₈)-;

R is selected from the group consisting of:

halogen,

hydroxy,

5 alkyl,

alkenyl,

haloalkyl,

alkoxy,

alkylthio, and

10 -N(R₉)₂;

R₂ is selected from the group consisting of:

-R₄,

-X'-R₄,

-X'-Y'-R₄, and

15 -X'-R₅;

n' is an integer from 0 to 4;

X' is selected from the group consisting of alkylene, alkenylene,
alkynylene, arylene, heteroarylene, and heterocyclylene, wherein the alkylene,
alkenylene, and alkynylene groups can be optionally interrupted or terminated by
20 arylene, heteroarylene or heterocyclylene and optionally interrupted by one or
more -O- groups;

Y' is selected from the group consisting of:

-O-,

-S(O)₀₋₂-,

25 -S(O)₂-N(R₈)-,

-C(R₆)-,

-C(R₆)-O-,

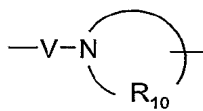
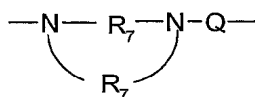
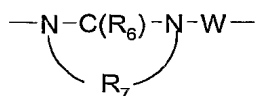
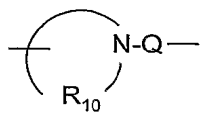
-O-C(R₆)-,

-O-C(O)-O-,

30 -N(R₈)-Q-,

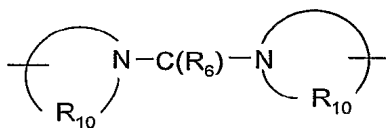
-C(R₆)-N(R₈)-,

-O-C(R₆)-N(R₈)-,



5

, and

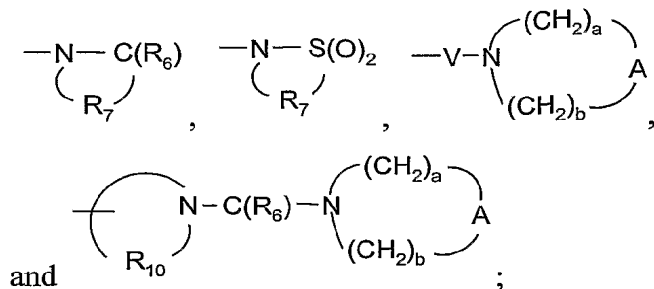


R_4 is selected from the group consisting of hydrogen, alkyl, alkenyl, alkynyl, aryl, arylalkylenyl, aryloxyalkylenyl, alkylarylenyl, heteroaryl, heteroarylalkylenyl, heteroaryloxyalkylenyl, alkylheteroarylenyl, and heterocyclyl, wherein the alkyl, alkenyl, alkynyl, aryl, arylalkylenyl, aryloxyalkylenyl, alkylarylenyl, heteroaryl, heteroarylalkylenyl, heteroaryloxyalkylenyl, alkylheteroarylenyl, and heterocyclyl groups can be unsubstituted or substituted by one or more substituents independently selected from the group consisting of alkyl, alkoxy, hydroxyalkyl, haloalkyl, haloalkoxy, halogen, nitro, hydroxy, mercapto, cyano, aryl, aryloxy, arylalkyleneoxy, heteroaryl, heteroaryloxy, heteroarylalkyleneoxy, heterocyclyl, amino, alkylamino, dialkylamino, (dialkylamino)alkyleneoxy, and in the case of alkyl, alkenyl, alkynyl, and heterocyclyl, oxo;

10

15

R_5 is selected from the group consisting of



R₆ is selected from the group consisting of =O and =S;

R₇ is C₂₋₇ alkylene;

5 R₈ is selected from the group consisting of hydrogen, C₁₋₁₀ alkyl, C₂₋₁₀ alkenyl, C₁₋₁₀ alkoxy-C₁₋₁₀ alkylenyl, hydroxy-C₁₋₁₀ alkylenyl, heteroaryl-C₁₋₁₀ alkylenyl, and aryl-C₁₋₁₀ alkylenyl;

R₉ is selected from the group consisting of hydrogen and alkyl;

R₁₀ is C₃₋₈ alkylene;

10 A is selected from the group consisting of -O-, -C(O)-, -S(O)₀₋₂-, -CH₂-, and -N(R₄)-;

Q is selected from the group consisting of a bond, -C(R₆)-, -C(R₆)-C(R₆)-, -S(O)₂-, -C(R₆)-N(R₈)-W-, -S(O)₂-N(R₈)-, -C(R₆)-O-, -C(R₆)-S-, and -C(R₆)-N(OR₉)-;

15 V is selected from the group consisting of -C(R₆)-, -O-C(R₆)-, -N(R₈)-C(R₆)-, and -S(O)₂-;

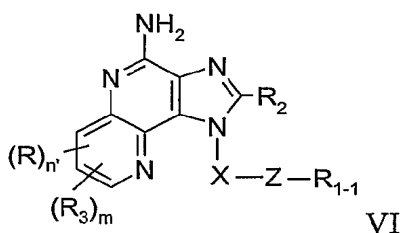
W is selected from the group consisting of a bond, -C(O)-, and -S(O)₂-;

and

20 a and b are independently integers from 1 to 6 with the proviso that a + b is ≤ 7;

or a pharmaceutically acceptable salt thereof.

In another embodiment, there is provided a compound of the Formula (VI):

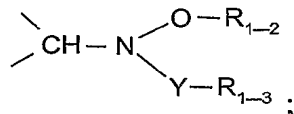


25

wherein:

Z is $-C(=N-O-R_{1-2})-$

or



5 X is selected from the group consisting of:

$-\text{CH}(\text{R}_9)-$,

$-\text{CH}(\text{R}_9)\text{-alkylene-}$, and

$-\text{CH}(\text{R}_9)\text{-alkenylene-}$,

wherein the alkylene and alkenylene are optionally interrupted by

10 one or more $-\text{O}-$ groups;

R_{1-1} is selected from the group consisting of:

hydrogen,

alkyl,

aryl,

15 alkylene-aryl,

heteroaryl,

alkylene-heteroaryl, and

alkyl, aryl, alkylene-aryl, heteroaryl, or alkylene-heteroaryl

substituted by one or more substituents selected from the group

20 consisting of:

halogen,

cyano,

nitro,

alkoxy,

25 dialkylamino,

alkylthio,

haloalkyl,

haloalkoxy,

alkyl,

30 $-\text{NH}-\text{SO}_2-\text{R}_{1-4}$,

$-\text{NH}-\text{C}(\text{O})-\text{R}_{1-4}$,

-NH-C(O)-NH₂,
-NH-C(O)-NH-R₁₋₄, and
-N₃;

R₁₋₂ and R₁₋₃ are independently selected from the group consisting of:

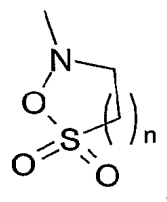
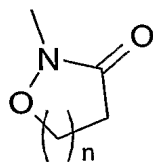
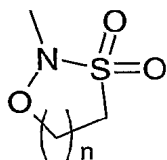
5 hydrogen,
 alkyl,
 alkenyl,
 aryl,
 arylalkylenyl,
10 heteroaryl,
 heteroarylalkylenyl,
 heterocyclyl,
 heterocyclylalkylenyl, and
 alkyl, alkenyl, aryl, arylalkylenyl, heteroaryl, heteroarylalkylenyl,
15 heterocyclyl, or heterocyclylalkylenyl, substituted by one or more substituents
 selected from the group consisting of:

 hydroxy,
 alkyl,
 haloalkyl,
20 hydroxyalkyl,
 alkoxy,
 dialkylamino,
 -S(O)₀₋₂-alkyl,
 -S(O)₀₋₂-aryl,
25 -NH-S(O)₂-alkyl,
 -NH-S(O)₂-aryl,
 haloalkoxy,
 halogen,
 cyano,
30 nitro,
 aryl,
 heteroaryl,

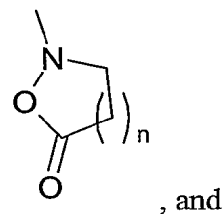
- 5
- heterocyclyl,
 - aryloxy,
 - arylalkyleneoxy,
 - C(O)-O-alkyl,
 - C(O)-N(R₈)₂,
 - N(R₈)-C(O)-alkyl,
 - O-(CO)-alkyl, and
 - C(O)-alkyl;

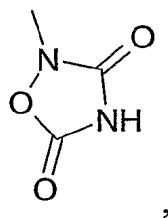
or the R₁₋₂ and R₁₋₃ groups can join together to form a ring system

- 10 selected from the group consisting of:



15





wherein n = 0, 1, 2, or 3;

R₁₋₄ is selected from the group consisting of:

5

alkyl,

aryl,

alkylene-aryl,

heteroaryl,

alkylene-heteroaryl, and

10

alkyl, aryl, alkylene-aryl, heteroaryl, or alkylene-heteroaryl

substituted by one or more substituents selected from the group

consisting of:

halogen,

cyano,

15

nitro,

alkoxy,

dialkylamino,

alkylthio,

haloalkyl,

20

haloalkoxy,

alkyl, and

-N₃;

Y is selected from the group consisting of:

a bond,

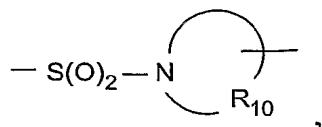
25

-C(O)-,

-C(S)-,

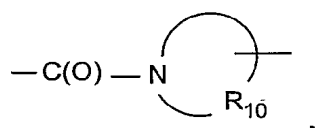
-S(O)₂-,

-S(O)₂-N(R₈)-,



- C(O)-O-,
- C(O)-N(R₈)-,
- C(S)-N(R₈)-,
- C(O)-N(R₈)-S(O)₂-,
- C(O)-N(R₈)-C(O)-,
- C(S)-N(R₈)-C(O)-,

5



- C(O)-C(O)-,
- C(O)-C(O)-O-, and
- C(=NH)-N(R₈)-;

10

R is selected from the group consisting of:

- halogen,
- hydroxy,
- alkyl,
- alkenyl,
- haloalkyl,
- alkoxy,
- alkylthio, and
- N(R₉)₂;

15

20

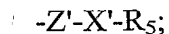
R₂ is selected from the group consisting of:

- R₄,
- X'-R₄,
- X'-Y'-R₄, and
- X'-R₅;

25

R₃ is selected from the group consisting of:

- Z'-R₄,
- Z'-X'-R₄,
- Z'-X'-Y'-R₄, and



n' is an integer from 0 to 4;

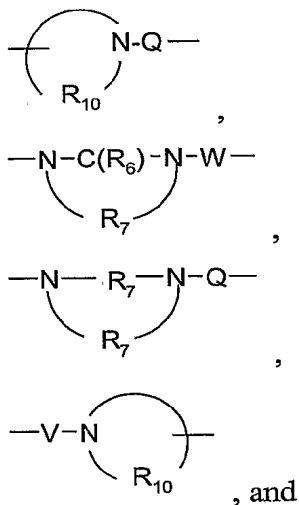
m is 0 or 1; with the proviso that when m is 1, then n' is 0 or 1;

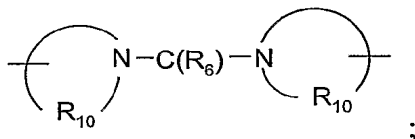
X' is selected from the group consisting of alkylene, alkenylene,
 5 alkynylene, arylene, heteroarylene, and heterocyclylene, wherein the alkylene,
 alkenylene, and alkynylene groups can be optionally interrupted or terminated by
 arylene, heteroarylene or heterocyclylene and optionally interrupted by one or
 more -O- groups;

Y' is selected from the group consisting of:

10

- O-,
- S(O)₀₋₂-,
- S(O)₂-N(R₈)-,
- C(R₆)-,
- C(R₆)-O-,
- 15 -O-C(R₆)-,
- O-C(O)-O-,
- N(R₈)-Q-,
- C(R₆)-N(R₈)-,
- O-C(R₆)-N(R₈)-,
- 20 -C(R₆)-N(OR₉)-,

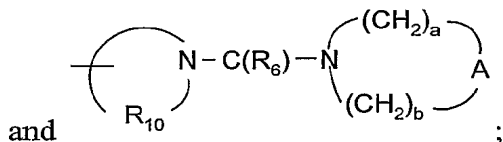
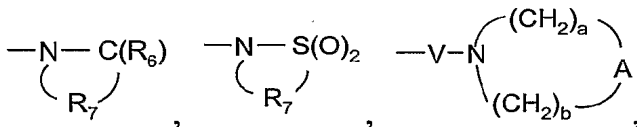




Z' is a bond or -O-;

R₄ is selected from the group consisting of hydrogen, alkyl, alkenyl, alkynyl, aryl, arylalkylenyl, aryloxyalkylenyl, alkylarylenyl, heteroaryl, heteroarylalkylenyl, heteroaryloxyalkylenyl, alkylheteroarylenyl, and heterocyclyl, wherein the alkyl, alkenyl, alkynyl, aryl, arylalkylenyl, aryloxyalkylenyl, alkylarylenyl, heteroaryl, heteroarylalkylenyl, heteroaryloxyalkylenyl, alkylheteroarylenyl, and heterocyclyl groups can be unsubstituted or substituted by one or more substituents independently selected from the group consisting of alkyl, alkoxy, hydroxyalkyl, haloalkyl, haloalkoxy, halogen, nitro, hydroxy, mercapto, cyano, aryl, aryloxy, arylalkyleneoxy, heteroaryl, heteroaryloxy, heteroarylalkyleneoxy, heterocyclyl, amino, alkylamino, dialkylamino, (dialkylamino)alkyleneoxy, and in the case of alkyl, alkenyl, alkynyl, and heterocyclyl, oxo;

R₅ is selected from the group consisting of



R₆ is selected from the group consisting of =O and =S;

R₇ is C₂₋₇ alkylene;

R₈ is selected from the group consisting of hydrogen, C₁₋₁₀ alkyl, C₂₋₁₀ alkenyl, C₁₋₁₀ alkoxy-C₁₋₁₀ alkylenyl, hydroxy-C₁₋₁₀ alkylenyl, heteroaryl-C₁₋₁₀ alkylenyl, and aryl-C₁₋₁₀ alkylenyl;

R₉ is selected from the group consisting of hydrogen and alkyl;

R₁₀ is C₃₋₈ alkylene;

A is selected from the group consisting of -O-, -C(O)-, -S(O)₀₋₂-, -CH₂-, and -N(R₄)-;

Q is selected from the group consisting of a bond, $-C(R_6)-$,
 $-C(R_6)-C(R_6)-$, $-S(O)_2-$, $-C(R_6)-N(R_8)-W-$, $-S(O)_2-N(R_8)-$, $-C(R_6)-O-$,
 $-C(R_6)-S-$, and $-C(R_6)-N(OR_9)-$;

V is selected from the group consisting of $-C(R_6)-$,
 5 $-O-C(R_6)-$, $-N(R_8)-C(R_6)-$, and $-S(O)_2-$;

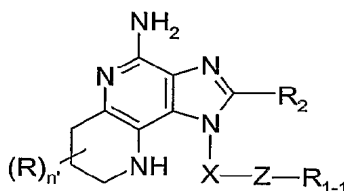
W is selected from the group consisting of a bond, $-C(O)-$, and $-S(O)_2-$;

and

a and b are each independently integers from 1 to 6 with the proviso that
 $a + b \leq 7$;

10 or a pharmaceutically acceptable salt thereof.

In another embodiment, there is provided a compound of the Formula
 (VII):



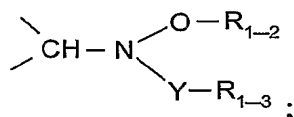
VII

15

wherein:

Z is $-C(=N-O-R_{1-2})-$

or



20

X is selected from the group consisting of:

$-CH(R_9)-$,

$-CH(R_9)-alkylene-$, and

$-CH(R_9)-alkenylene-$,

25

wherein the alkylene and alkenylene are optionally interrupted by
 one or more $-O-$ groups;

R_{1-1} is selected from the group consisting of:

hydrogen,

alkyl,
aryl,
alkylene-aryl,
heteroaryl,
5 alkylene-heteroaryl, and
alkyl, aryl, alkylene-aryl, heteroaryl, or alkylene-heteroaryl

substituted by one or more substituents selected from the group
consisting of:

10 halogen,
cyano,
nitro,
alkoxy,
dialkylamino,
alkylthio,
15 haloalkyl,
haloalkoxy,
alkyl,
-NH-SO₂-R₁₋₄,
-NH-C(O)-R₁₋₄,
20 -NH-C(O)-NH₂,
-NH-C(O)-NH-R₁₋₄, and
-N₃;

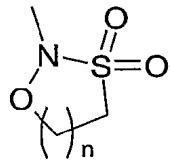
R₁₋₂ and R₁₋₃ are independently selected from the group consisting of:

25 hydrogen,
alkyl,
alkenyl,
aryl,
arylalkylenyl,
heteroaryl,
30 heteroarylalkylenyl,
heterocyclyl,
heterocyclylalkylenyl, and

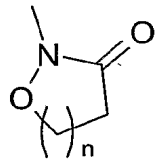
alkyl, alkenyl, aryl, arylalkylenyl, heteroaryl, heteroarylalkylenyl, heterocyclyl, or heterocyclylalkylenyl, substituted by one or more substituents selected from the group consisting of:

5 hydroxy,
alkyl,
haloalkyl,
hydroxyalkyl,
alkoxy,
dialkylamino,
10 -S(O)₀₋₂-alkyl,
-S(O)₀₋₂-aryl,
-NH-S(O)₂-alkyl,
-NH-S(O)₂-aryl,
haloalkoxy,
15 halogen,
cyano,
nitro,
aryl,
heteroaryl,
20 heterocyclyl,
aryloxy,
arylalkyleneoxy,
-C(O)-O-alkyl,
-C(O)-N(R₈)₂,
25 -N(R₈)-C(O)-alkyl,
-O-(CO)-alkyl, and
-C(O)-alkyl;

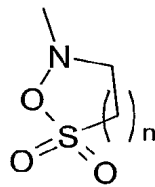
or the R₁₋₂ and R₁₋₃ groups can join together to form a ring system selected from the group consisting of:



,

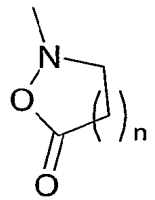


,

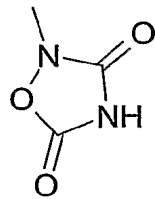


,

5



, and



,

10

wherein n = 0, 1, 2, or 3;

R₁₋₄ is selected from the group consisting of:

alkyl,

aryl,

alkylene-aryl,

15

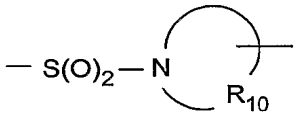
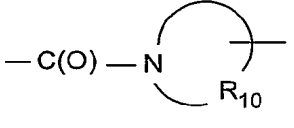
heteroaryl,

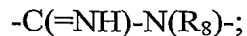
alkylene-heteroaryl, and

alkyl, aryl, alkylene-aryl, heteroaryl, or alkylene-heteroaryl substituted by one or more substituents selected from the group consisting of:

- 5 halogen,
- cyano,
- nitro,
- alkoxy,
- dialkylamino,
- alkylthio,
- 10 haloalkyl,
- haloalkoxy,
- alkyl, and
- N₃;

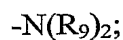
Y is selected from the group consisting of:

- 15 a bond,
- C(O)-,
- C(S)-,
- S(O)₂-,
- S(O)₂-N(R₈)-,
- 20 ,
- C(O)-O-,
- C(O)-N(R₈)-,
- C(S)-N(R₈)-,
- C(O)-N(R₈)-S(O)₂-,
- 25 -C(O)-N(R₈)-C(O)-,
- C(S)-N(R₈)-C(O)-,
- ,
- C(O)-C(O)-,
- C(O)-C(O)-O-, and



R is selected from the group consisting of:

halogen,
hydroxy,
alkyl,
alkenyl,
haloalkyl,
alkoxy,
alkylthio, and



R₂ is selected from the group consisting of:

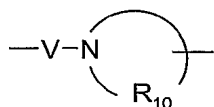
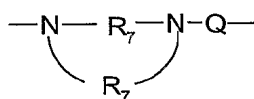
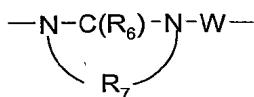
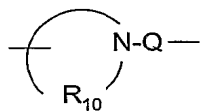
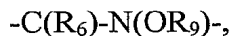
-R₄,
-X'-R₄,
-X'-Y'-R₄, and
-X'-R₅;

n' is an integer from 0 to 4;

X' is selected from the group consisting of alkylene, alkenylene, alkynylene, arylene, heteroarylene, and heterocyclylene, wherein the alkylene, alkenylene, and alkynylene groups can be optionally interrupted or terminated by arylene, heteroarylene or heterocyclylene and optionally interrupted by one or more -O- groups;

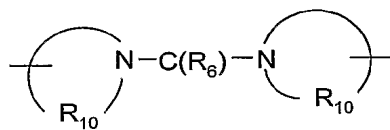
Y' is selected from the group consisting of:

-O-,
-S(O)₀₋₂-,
-S(O)₂-N(R₈)-,
-C(R₆)-,
-C(R₆)-O-,
-O-C(R₆)-,
-O-C(O)-O-,
-N(R₈)-Q-,
-C(R₆)-N(R₈)-,
-O-C(R₆)-N(R₈)-,



5

, and



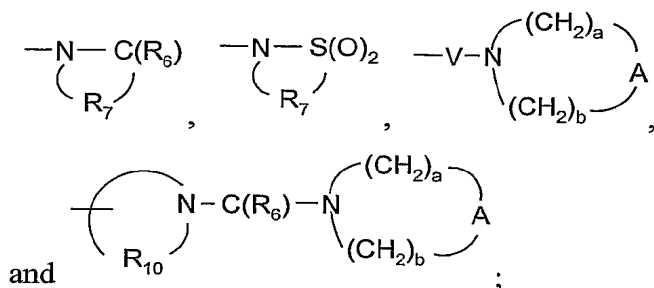
;

R₄ is selected from the group consisting of hydrogen, alkyl, alkenyl, alkynyl, aryl, arylalkylenyl, aryloxyalkylenyl, alkylarylenyl, heteroaryl, heteroarylalkylenyl, heteroaryloxyalkylenyl, alkylheteroarylenyl, and heterocyclyl, wherein the alkyl, alkenyl, alkynyl, aryl, arylalkylenyl, aryloxyalkylenyl, alkylarylenyl, heteroaryl, heteroarylalkylenyl, heteroaryloxyalkylenyl, alkylheteroarylenyl, and heterocyclyl groups can be unsubstituted or substituted by one or more substituents independently selected from the group consisting of alkyl, alkoxy, hydroxyalkyl, haloalkyl, haloalkoxy, halogen, nitro, hydroxy, mercapto, cyano, aryl, aryloxy, arylalkyleneoxy, heteroaryl, heteroaryloxy, heteroarylalkyleneoxy, heterocyclyl, amino, alkylamino, dialkylamino, (dialkylamino)alkyleneoxy, and in the case of alkyl, alkenyl, alkynyl, and heterocyclyl, oxo;

10

15

R₅ is selected from the group consisting of



R₆ is selected from the group consisting of =O and =S;

R₇ is C₂₋₇ alkylene;

5 R₈ is selected from the group consisting of hydrogen,

C₁₋₁₀ alkyl, C₂₋₁₀ alkenyl, C₁₋₁₀ alkoxy-C₁₋₁₀ alkylenyl, hydroxy-C₁₋₁₀ alkylenyl, heteroaryl-C₁₋₁₀ alkylenyl, and aryl-C₁₋₁₀ alkylenyl;

R₉ is selected from the group consisting of hydrogen and alkyl;

R₁₀ is C₃₋₈ alkylene;

10 A is selected from the group consisting of -O-, -C(O)-, -S(O)₀₋₂-, -CH₂-, and -N(R₄)-;

Q is selected from the group consisting of a bond, -C(R₆)-, -C(R₆)-C(R₆)-, -S(O)₂-, -C(R₆)-N(R₈)-W-, -S(O)₂-N(R₈)-, -C(R₆)-O-, -C(R₆)-S-, and -C(R₆)-N(OR₉)-;

15 V is selected from the group consisting of -C(R₆)-, -O-C(R₆)-, -N(R₈)-C(R₆)-, and -S(O)₂-;

W is selected from the group consisting of a bond, -C(O)-, and -S(O)₂-;

and

20 a and b are each independently integers from 1 to 6 with the proviso that a + b is ≤ 7;

or a pharmaceutically acceptable salt thereof.

25 As used herein, the terms "alkyl", "alkenyl", "alkynyl" and the prefix "alk-" are inclusive of both straight chain and branched chain groups and of cyclic groups, i.e. cycloalkyl and cycloalkenyl. Unless otherwise specified, these groups contain from 1 to 20 carbon atoms, with alkenyl groups containing from 2 to 20 carbon atoms, and alkynyl groups containing from 2 to 20 carbon atoms. In some embodiments, these groups have a total of up to 10 carbon

atoms, up to 8 carbon atoms, up to 6 carbon atoms, or up to 4 carbon atoms. Cyclic groups can be monocyclic or polycyclic and preferably have from 3 to 10 ring carbon atoms. Exemplary cyclic groups include cyclopropyl, cyclopropylmethyl, cyclopentyl, cyclohexyl, adamantyl, and substituted and unsubstituted bornyl, norbornyl, and norbornenyl.

Unless otherwise specified, "alkylene," "alkenylene," and "alkynylene" are the divalent forms of the "alkyl," "alkenyl," and "alkynyl" groups defined above. The terms, "alkylenyl," "alkenylenyl," and "alkynylenyl" are used when "alkylene," "alkenylene," and "alkynylene," respectively, are substituted. For example, an arylalkylenyl group comprises an alkylene moiety to which an aryl group is attached.

The term "haloalkyl" is inclusive of groups that are substituted by one or more halogen atoms, including perfluorinated groups. This is also true of other groups that include the prefix "halo-." Examples of suitable haloalkyl groups are chloromethyl, trifluoromethyl, and the like.

The term "aryl" as used herein includes carbocyclic aromatic rings or ring systems. Examples of aryl groups include phenyl, naphthyl, biphenyl, fluorenyl and indenyl.

Unless otherwise indicated, the term "heteroatom" refers to the atoms O, S, or N.

The term "heteroaryl" includes aromatic rings or ring systems that contain at least one ring heteroatom (e.g., O, S, N). Suitable heteroaryl groups include furyl, thienyl, pyridyl, quinolinyl, isoquinolinyl, indolyl, isoindolyl, triazolyl, pyrrolyl, tetrazolyl, imidazolyl, pyrazolyl, oxazolyl, thiazolyl, benzofuranyl, benzothiophenyl, carbazolyl, benzoxazolyl, pyrimidinyl, benzimidazolyl, quinoxalinyl, benzothiazolyl, naphthyridinyl, isoxazolyl, isothiazolyl, purinyl, quinazolinyl, pyrazinyl, 1-oxidopyridyl, pyridazinyl, triazinyl, tetrazinyl, oxadiazolyl, thiadiazolyl, and so on.

The term "heterocyclyl" includes non-aromatic rings or ring systems that contain at least one ring heteroatom (e.g., O, S, N) and includes all of the fully saturated and partially unsaturated derivatives of the above mentioned heteroaryl groups. Exemplary heterocyclic groups include pyrrolidinyl, tetrahydrofuranyl,

morpholinyl, thiomorpholinyl, piperidinyl, piperazinyl, thiazolidinyl, imidazolidinyl, isothiazolidinyl, tetrahydropyranyl, quinuclidinyl, homopiperidinyl (azepanyl), homopiperazinyl (diazepanyl), 1,3-dioxolanyl, aziridinyl, dihydroisoquinolin-(1*H*)-yl, octahydroisoquinolin-(1*H*)-yl, 5 dihydroquinolin-(2*H*)-yl, octahydroquinolin-(2*H*)-yl, dihydro-1*H*-imidazolyl, and the like. When "heterocyclyl" contains a nitrogen atom, the point of attachment of the heterocyclyl group may be the nitrogen atom.

The terms "arylene," "heteroarylene," and "heterocyclylene" are the divalent forms of the "aryl," "heteroaryl," and "heterocyclyl" groups defined 10 above. The terms, "arylenyl," "heteroarylenyl," and "heterocyclenyl" are used when "arylene," "heteroarylene," and "heterocyclylene," respectively, are substituted. For example, an alkylarylenyl group comprises an arylene moiety to which an alkyl group is attached.

Herein, "non-interfering" means that the ability of the compound or salt, 15 which includes a non-interfering substituent, to modulate the biosynthesis of one or more cytokines is not destroyed by the non-interfering substituent.

When a group (or substituent or variable) is present more than once in any Formula described herein, each group (or substituent or variable) is 20 independently selected, whether explicitly stated or not. For example, for the formula $-C(O)-N(R_8)_2$ each R_8 group is independently selected. In another example, when an R_2 and an R_3 group both contain an R_4 group, each R_4 group is independently selected. In a further example, when more than one Y' group is present (i.e., R_2 and R_3 both contain a Y' group) and each Y' group contains one or more R_7 groups, then each Y' group is independently selected, and each R_7 25 group is independently selected.

The invention is inclusive of the compounds described herein in any of their pharmaceutically acceptable forms, including isomers (e.g., diastereomers and enantiomers), salts, solvates, polymorphs, and the like. In particular, if a 30 compound is optically active, the invention specifically includes each of the compound's enantiomers as well as racemic mixtures of the enantiomers. It should be understood that the term "compound" includes any or all of such

forms, whether explicitly stated or not (although at times, "salts" are explicitly stated).

For any of the compounds presented herein, each one of the following variables (e.g., X, Y, Y', Z, R_A, R_B, R'', R₁₋₁, R₁₋₂, R₁₋₃, n, and so on) in any of its
 5 embodiments can be combined with any one or more of the other variables in any of their embodiments and associated with any one of the formulas described herein, as would be understood by one of skill in the art. Each of the resulting combinations of variables is an embodiment of the present invention.

For certain embodiments, A is selected from the group consisting of -O-,
 10 -C(O)-, -S(O)₀₋₂-, -CH₂-, and -N(R₄)-

For certain embodiments, Q is selected from the group consisting of a bond, -C(R₆)-, -C(R₆)-C(R₆)-, -S(O)₂-, -C(R₆)-N(R₈)-W-, -S(O)₂-N(R₈)-,
 -C(R₆)-O-, -C(R₆)-S-, and -C(R₆)-N(OR₉)-. For certain embodiments, Q is
 15 selected from the group consisting of a bond, -C(R₆)-, -C(R₆)-C(R₆)-, -S(O)₂-,
 -C(R₆)-N(R₈)-W-, -S(O)₂-N(R₈)-, -C(R₆)-O-, and -C(R₆)-N(OR₉)-

For certain embodiments, V is selected from the group consisting of
 -C(R₆)-, -O-C(R₆)-, -N(R₈)-C(R₆)-, and -S(O)₂-.

For certain embodiments, W is selected from the group consisting of a
 bond, -C(O)-, and -S(O)₂-.

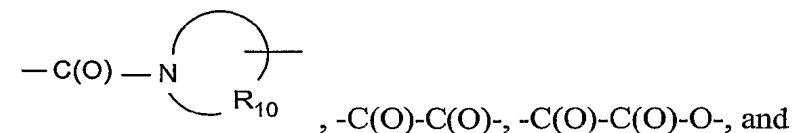
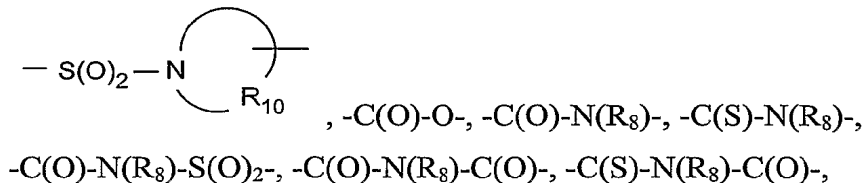
For certain embodiments, X is selected from the group consisting of
 20 -CH(R₉)-, -CH(R₉)-alkylene-, and -CH(R₉)-alkenylene-, wherein the alkylene
 and alkenylene are optionally interrupted by one or more -O- groups.

For certain embodiments, X is selected from the group consisting of -(CH₂)₁₋₆,
 -CH₂C(CH₃)₂-, -CH₂C(CH₃)₂CH₂-, -(CH₂)₂OCH₂-, and -(CH₂)₃OCH₂-. For
 25 certain embodiments, X is selected from the group consisting of
 -(CH₂)₃-, -(CH₂)₄-, -CH₂C(CH₃)₂-, -CH₂C(CH₃)₂CH₂-, and -(CH₂)₂OCH₂-.

For certain embodiments, X' is selected from the group consisting of
 alkylene, alkenylene, alkynylene, arylene, heteroarylene, and heterocyclylene,
 wherein the alkylene, alkenylene, and alkynylene groups can be optionally
 30 interrupted or terminated by arylene, heteroarylene or heterocyclylene and
 optionally interrupted by one or more -O- groups.

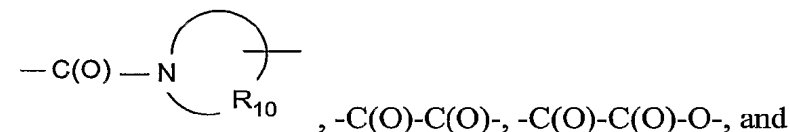
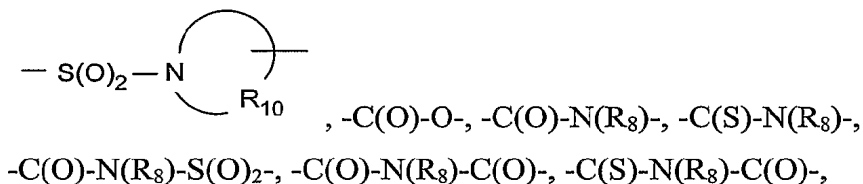
For certain embodiments, Y is selected from the group consisting of

a bond, -C(O)-, -C(S)-, -S(O)₂-, -S(O)₂-N(R₈)-,



5 -C(=NH)-N(R₈)-

For certain embodiments, Y is selected from the group consisting of -C(O)-, -C(S)-, -S(O)₂-, -S(O)₂-N(R₈)-,



10

-C(=NH)-N(R₈)-

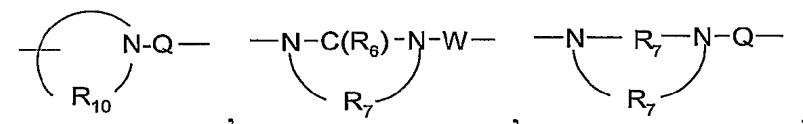
For certain embodiments, Y is selected from the group consisting of a bond, -C(O)-, -C(O)-O-, -S(O)₂-, -C(S)-N(R₈)- and -C(O)-N(R₈)-. For certain embodiments, Y is selected from the group consisting of -C(O)-, -C(O)-O-,

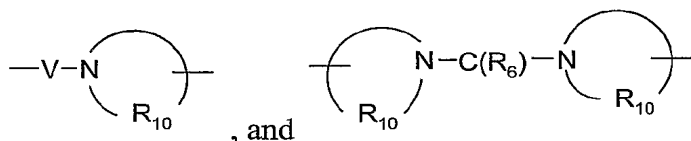
15

-S(O)₂-, -C(S)-N(R₈)- and -C(O)-N(R₈)-. For certain embodiments, Y is selected from the group consisting of -C(O)-, -C(O)-O-, -S(O)₂-, and -C(O)-N(R₈)-. For certain embodiments, Y is selected from the group consisting of -C(O)-, -S(O)₂-, -C(O)-N(H)-, and -C(O)-N(CH₃)-

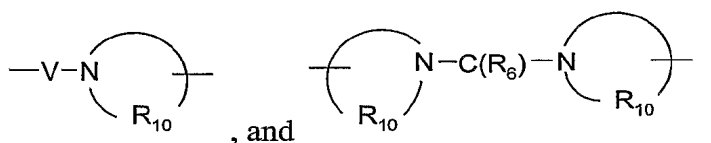
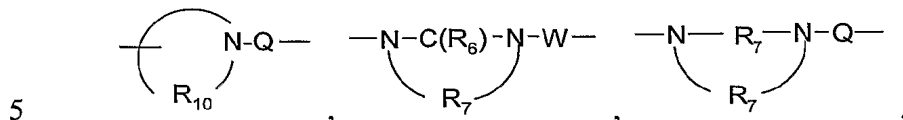
20

For certain embodiments, Y' is selected from the group consisting of -O-, -S(O)₀₋₂-, -S(O)₂-N(R₈)-, -C(R₆)-, -C(R₆)-O-, -O-C(R₆)-, -O-C(O)-O-, -N(R₈)-Q-, -C(R₆)-N(R₈)-, -O-C(R₆)-N(R₈)-, -C(R₆)-N(OR₉)-,



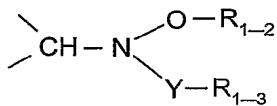


For certain embodiments, Y' is selected from the group consisting of -S(O)₀₋₂-, -S(O)₂-N(R₈)-, -C(R₆)-, -C(R₆)-O-, -O-C(R₆)-, -O-C(O)-O-, -N(R₈)-Q-, -C(R₆)-N(R₈)-, -O-C(R₆)-N(R₈)-, -C(R₆)-N(OR₉)-,



For certain embodiments, Y'' is -O- or -S(O)₀₋₂-.

For certain embodiments, Z is -C(=N-O-R₁₋₂)- or



10 For certain embodiments, Z' is a bond or -O-.

For certain embodiments, R is selected from the group consisting of halogen, hydroxy, alkyl, alkenyl, haloalkyl, alkoxy, alkylthio, and -N(R₉)₂.

For certain embodiments, R'' is hydrogen or a non-interfering substituent. Illustrative non-interfering R'' groups include those described above for R₂. For certain embodiments, R'' is selected from the group consisting of hydrogen, hydroxymethyl, C₁₋₄ alkyl, and C₁₋₄ alkyl-O-C₁₋₄ alkylenyl.

15

For certain embodiments, R_A and R_B are each independently selected from the group consisting of hydrogen, halogen, alkyl, alkenyl, alkoxy, alkylthio, and -N(R₉)₂. For certain embodiments, R_A and R_B are each independently selected from the group consisting of hydrogen and alkyl. For certain embodiments, R_A and R_B are both methyl.

20

For certain alternative embodiments, when taken together, R_A and R_B form a fused aryl ring or heteroaryl ring containing one heteroatom selected from the group consisting of N and S, wherein the aryl or heteroaryl ring is unsubstituted or substituted by one or more R groups, or substituted by one R₃

25

group, or substituted by one R₃ group and one R group. For certain
embodiments, R_A and R_B form a fused aryl ring or heteroaryl ring containing one
N, wherein the aryl or heteroaryl ring is unsubstituted or substituted by one or
more R groups, or substituted by one R₃ group, or substituted by one R₃ group
5 and one R group.

For certain alternative embodiments, when taken together, R_A and R_B
form a fused 5 to 7 membered saturated ring, optionally containing one
heteroatom selected from the group consisting of N and S, and unsubstituted or
substituted by one or more R groups. For certain embodiments, R_A and R_B form
10 a fused 5 to 7 membered saturated ring, which may optionally contain one N,
wherein the saturated ring is unsubstituted or substituted by one or more R
groups.

For certain embodiments, R_A' and R_B' are each independently selected
from the group consisting of hydrogen, halogen, alkyl, alkenyl, alkoxy,
15 alkylthio, and -N(R₉)₂. For certain embodiments, R_A' and R_B' are each
independently selected from the group consisting of hydrogen and alkyl. For
certain embodiments, R_A' and R_B' are both methyl.

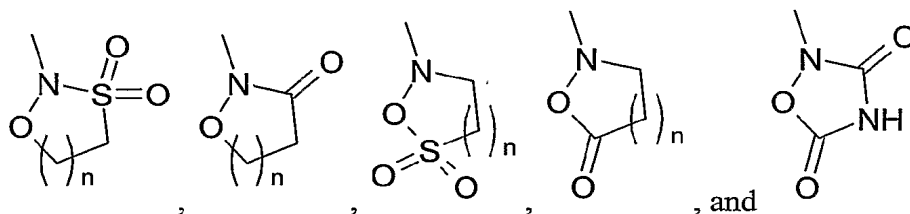
For certain embodiments, R₁₋₁ is selected from the group consisting of
hydrogen, alkyl, aryl, alkylene-aryl, heteroaryl, alkylene-heteroaryl, and alkyl,
20 aryl, alkylene-aryl, heteroaryl, or alkylene-heteroaryl is substituted by one or
more substituents selected from the group consisting of halogen, cyano, nitro,
alkoxy, dialkylamino, alkylthio, haloalkyl, haloalkoxy, alkyl, -NH-SO₂-R₁₋₄,
-NH-C(O)-R₁₋₄, -NH-C(O)-NH₂, -NH-C(O)-NH-R₁₋₄, and -N₃.

For certain embodiments, R₁₋₁ is selected from the group consisting of
25 hydrogen, C₁₋₄ alkyl, and phenyl. For certain embodiments, R₁₋₁ is selected from
the group consisting of hydrogen and methyl.

For certain embodiments, R₁₋₂ and R₁₋₃ are independently selected from
the group consisting of hydrogen, alkyl, alkenyl, aryl, arylalkylenyl, heteroaryl,
heteroarylalkylenyl, heterocyclyl, heterocyclylalkylenyl, and alkyl, alkenyl, aryl,
30 arylalkylenyl, heteroaryl, heteroarylalkylenyl, heterocyclyl, or
heterocyclylalkylenyl, substituted by one or more substituents selected from the

group consisting of hydroxy, alkyl, haloalkyl, hydroxyalkyl, alkoxy, dialkylamino, $-S(O)_{0-2}$ -alkyl, $-S(O)_{0-2}$ -aryl, $-NH-S(O)_2$ -alkyl, $-NH-S(O)_2$ -aryl, haloalkoxy, halogen, cyano, nitro, aryl, heteroaryl, heterocyclyl, aryloxy, arylalkyleneoxy, $-C(O)-O$ -alkyl, $-C(O)-N(R_8)_2$, $-N(R_8)-C(O)$ -alkyl, $-O-(CO)$ -alkyl, and $-C(O)$ -alkyl.

For certain embodiments, the R_{1-2} and R_{1-3} groups can join together to form a ring system selected from the group consisting of:



For certain embodiments, R_{1-2} is selected from the group consisting of hydrogen, C_{1-4} alkyl, benzyl, and pyridin-2-ylmethyl. For certain embodiments, R_{1-2} is selected from the group consisting of hydrogen and methyl.

For certain embodiments, wherein R_{1-3} is selected from the group consisting of hydrogen, C_{1-6} alkyl, 1-pyrrolidinyl, phenyl, 2-chlorophenyl, 3-chlorophenyl, 4-chlorophenyl, *o*-tolyl, *m*-tolyl, *p*-tolyl, and pyridin-3-yl. For certain embodiments, R_{1-3} is selected from the group consisting of hydrogen, C_{1-6} alkyl, 1-pyrrolidinyl, and phenyl. For certain embodiments, R_{1-3} is selected from the group consisting of methyl, ethyl, isopropyl, and phenyl.

For certain embodiments, the combined group $Y-R_{1-3}$ is $-C(O)$ -phenyl, $-C(O)-C_2H_5$, $-C(O)-NH$ -phenyl, $-C(O)-NH-CH_3$, $-C(O)-NH$ -isopropyl, $-C(O)-N(CH_3)_2$, or $-S(O)_2-CH_3$.

For certain embodiments, R_{1-4} is selected from the group consisting of alkyl, aryl, alkylene-aryl, heteroaryl, alkylene-heteroaryl, and alkyl, aryl, alkylene-aryl, heteroaryl, or alkylene-heteroaryl substituted by one or more substituents selected from the group consisting of halogen, cyano, nitro, alkoxy, dialkylamino, alkylthio, haloalkyl, haloalkoxy, alkyl, and $-N_3$.

For certain embodiments, R_2 is selected from the group consisting of $-R_4$, $-X'-R_4$, $-X'-Y'-R_4$, and $-X'-R_5$.

For certain embodiments, R_2 is selected from the group consisting of hydrogen, alkyl, alkenyl, aryl, heteroaryl, heterocyclyl, alkylene- Y'' -alkyl,

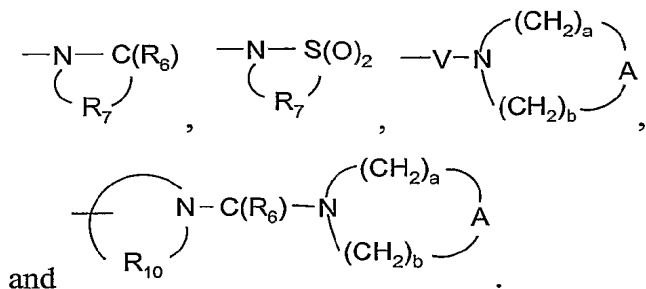
alkylene-Y"-aryl, and alkyl or alkenyl substituted by one or more substituents selected from the group consisting of: hydroxy, halogen, $-N(R_{11})_2$, $-C(O)-C_{1-10}$ alkyl, $-C(O)-O-C_{1-10}$ alkyl, $-N(R_{11})-C(O)-C_{1-10}$ alkyl, aryl, heteroaryl, heterocyclyl, $-C(O)-aryl$, and $-C(O)-heteroaryl$. In certain of these embodiments, Y" is $-O-$ or $-S(O)_{0-2}-$; and R_{11} is selected from the group consisting of hydrogen, C_{1-10} alkyl, and C_{2-10} alkenyl.

For certain embodiments, R_2 is selected from the group consisting of hydrogen, hydroxymethyl, C_{1-4} alkyl, and C_{1-4} alkyl- $O-C_{1-4}$ alkylenyl. For certain embodiments, R_2 is selected from the group consisting of hydrogen, methyl, propyl, ethoxymethyl, and methoxyethyl. For certain embodiments, R_2 is hydrogen, methyl, and propyl. For certain embodiments, R_2 is selected from the group consisting of hydrogen, methyl, ethyl, propyl, butyl, ethoxymethyl, and 2-methoxyethyl.

For certain embodiments, R_3 is selected from the group consisting of $-Z'-R_4$, $-Z'-X'-R_4$, $-Z'-X'-Y'-R_4$, and $-Z'-X'-R_5$. For certain embodiments, R_3 is selected from the group consisting of pyridin-3-yl, pyridin-4-yl, 5-(hydroxymethyl)pyridin-3-yl, and 2-ethoxyphenyl.

For certain embodiments, R_4 is selected from the group consisting of hydrogen, alkyl, alkenyl, alkynyl, aryl, arylalkylenyl, aryloxyalkylenyl, alkylarylenyl, heteroaryl, heteroarylalkylenyl, heteroaryloxyalkylenyl, alkylheteroarylenyl, and heterocyclyl, wherein the alkyl, alkenyl, alkynyl, aryl, arylalkylenyl, aryloxyalkylenyl, alkylarylenyl, heteroaryl, heteroarylalkylenyl, heteroaryloxyalkylenyl, alkylheteroarylenyl, and heterocyclyl groups can be unsubstituted or substituted by one or more substituents independently selected from the group consisting of alkyl, alkoxy, hydroxyalkyl, haloalkyl, haloalkoxy, halogen, nitro, hydroxy, mercapto, cyano, aryl, aryloxy, arylalkyleneoxy, heteroaryl, heteroaryloxy, heteroarylalkyleneoxy, heterocyclyl, amino, alkylamino, dialkylamino, (dialkylamino)alkyleneoxy, and in the case of alkyl, alkenyl, alkynyl, and heterocyclyl, oxo.

For certain embodiments, R_5 is selected from the group consisting of



For certain embodiments, R₆ is selected from the group consisting of =O and =S.

5 For certain embodiments, R₇ is C₂₋₇ alkylene.

For certain embodiments, R₈ is selected from the group consisting of hydrogen, C₁₋₁₀ alkyl, C₂₋₁₀ alkenyl, C₁₋₁₀ alkoxy-C₁₋₁₀ alkylenyl, hydroxy-C₁₋₁₀ alkylenyl, heteroaryl-C₁₋₁₀ alkylenyl, and aryl-C₁₋₁₀ alkylenyl. For certain
 10 For certain embodiments, R₈ is selected from the group consisting of hydrogen, C₁₋₁₀ alkyl, C₂₋₁₀ alkenyl, C₁₋₁₀ alkoxy-C₁₋₁₀ alkylenyl, and aryl-C₁₋₁₀ alkylenyl. For certain
 10 For certain embodiments, R₈ is H or CH₃.

For certain embodiments, R₉ is selected from the group consisting of hydrogen and alkyl.

For certain embodiments, R₁₀ is C₃₋₈ alkylene.

15 For certain embodiments, R₁₁ is selected from the group consisting of hydrogen, C₁₋₁₀ alkyl, and C₂₋₁₀ alkenyl.

For certain embodiments, a and b are independently integers from 1 to 6 with the proviso that a + b is ≤ 7.

For certain embodiments, m is 0 or 1. For certain embodiments, m is 0.

20 For certain embodiments, m is 1.

For certain embodiments, n is 0, 1, 2, or 3.

For certain embodiments, n' is an integer from 0 to 4 (i.e., n' is 0, 1, 2, 3, or 4). For certain embodiments, n' is 0 or 1. For certain embodiments, n' is 0.

For certain embodiments, m and n' are both 0.

25 For certain embodiments, m is 0 or 1, with the proviso that when m is 1, then n' is 0 or 1.

Preparation of the Compounds

Compounds of the invention can be prepared according to the routes shown herein where R_{1-1} , R_{1-2} , R_{1-3} , R_2 , R , Y , X , and n are as defined above and where each R_{1-6} is independently alkyl or the R_{1-6} groups can join together to form a ring system comprising a saturated 5- or 6-membered ring. In Reaction Schemes I, III, V, VII, X, XII, XIII, and XIV, R , R_{1-1} and R_2 do not contain substituents that one skilled in the art would recognize as being reactive with Grignard reagents. These substituents include, for example, ketone, ester, hydroxy, and nitrile (i.e., cyano) groups as well as groups containing -NH-

Compounds of the invention can be prepared according to Reaction Scheme I.

In step (1) of Reaction Scheme I, a 4-chloro-3-nitroquinoline of Formula X is treated with an amino alcohol in the presence of triethylamine in a suitable solvent such as dichloromethane, wherein the amino alcohol is of the general formula $H_2N-X-CH_2-OH$ and X is as defined herein. Numerous amino alcohols of the formula $H_2N-X-CH_2-OH$ are commercially available; others can be readily synthesized using well-known methods. Many 4-chloro-3-nitroquinolines of Formula X are known or can be prepared using known synthetic methods, see for example, U.S. Patent Nos. 4,689,338; 5,175,296; 5,367,076; and 5,389,640; and the references cited therein.

In step (2) of Reaction Scheme I, the resultant compound of Formula XI can be reduced using a variety of methods to provide a quinoline-3,4-diamine of Formula XII. The reaction can be carried out by hydrogenation using a heterogeneous hydrogenation catalyst such as platinum on carbon. The hydrogenation is conveniently carried out in a Parr apparatus in a suitable solvent such as toluene, acetonitrile, or ethanol. The reaction can be carried out at ambient temperature, and the product can be isolated using conventional methods

Alternatively step (2) can be carried out using a one- or two-phase sodium dithionite reduction. The reaction is conveniently carried out using the conditions described by Park, K. K.; Oh, C. H.; and Joung, W. K.; *Tetrahedron*

Lett., 34, 7445-7446 (1993) by adding sodium dithionite to a compound of Formula XI in a mixture of dichloromethane and water at ambient temperature in the presence of potassium carbonate and ethyl viologen dibromide. The product can be isolated using conventional methods.

5 In step (3) of Reaction Scheme I, a quinoline-3,4-diamine of Formula XII is treated with a carboxylic acid equivalent to provide a 1*H*-imidazo[4,5-*c*]quinoline of Formula XIII. Suitable carboxylic acid equivalents include orthoesters of Formula $R_2C(O\text{-alkyl})_3$, 1,1-dialkoxyalkyl alkanoates of Formula $R_2C(O\text{-alkyl})_2(O\text{-C(O)-alkyl})$, and acid chlorides of Formula $R_2C(O)Cl$. The
10 selection of the carboxylic acid equivalent is determined by the desired substituent at R_2 . For example, triethyl orthoformate will provide a compound where R_2 is hydrogen, and trimethyl orthovalerate will provide a compound where R_2 is a butyl group. The reaction is conveniently carried out by adding the carboxylic acid equivalent to a quinoline-3,4-diamine of Formula XII in a
15 suitable solvent such as toluene or xylenes. Optionally, catalytic pyridine hydrochloride or pyridium *p*-toluenesulfonate can be added. The reaction is carried out at a temperature high enough to drive off alcohol or water formed during the reaction. Conveniently, a Dean-Stark trap can be used to collect the
20 volatiles.

Optionally, the alcohol group on the compound of Formula XII can be protected with a suitable alcohol protecting group prior to step (2), and this protecting group can be removed prior to step (4). Suitable protecting groups include the *tert*-butyldimethylsilyl group, which can be introduced and removed using conventional methods.

25 In step (4) of Reaction Scheme I, the alcohol-substituted 1*H*-imidazo[4,5-*c*]quinoline of Formula XIII is oxidized to an aldehyde-substituted 1*H*-imidazo[4,5-*c*]quinoline of Formula XIV using conventional methods, for example, Swern conditions. The Swern oxidation is conveniently carried out by adding the compound of Formula XIII followed by triethylamine to a mixture of
30 oxalyl chloride and dimethylsulfoxide in a suitable solvent, such as dichloromethane. The reaction can be carried out at sub-ambient temperatures, such as -78 °C, and the product can be isolated using conventional methods.

In step (5) of Reaction Scheme I, the aldehyde-substituted 1*H*-imidazo[4,5-*c*]quinoline of Formula XIV is treated with a Grignard reagent. The Grignard reagent is of the formula R₁₋₁MgHalide to form a compound of Formula XV. Several of these reagents are commercially available; others can be prepared using known synthetic methods. The reaction is conveniently carried out by adding a solution of the Grignard reagent to a solution of the compound of Formula XIV in a suitable solvent such as tetrahydrofuran. The reaction can be carried out at ambient temperature, and the product can be isolated using conventional methods.

In step (6) of Reaction Scheme I, an alcohol-substituted 1*H*-imidazo[4,5-*c*]quinoline of Formula XV is oxidized to a ketone of Formula XVI using conventional methods. The reaction is conveniently carried out under Swern conditions, described in step (4) above.

In step (7) of Reaction Scheme I, a ketone-substituted 1*H*-imidazo[4,5-*c*]quinoline of Formula XVI is oxidized to provide an *N*-oxide of Formula XVII using a conventional oxidizing agent capable of forming such compounds. For example, the reaction can be conveniently carried out by adding 3-chloroperoxybenzoic acid to a solution of a compound of Formula XVI in a solvent, such as chloroform or dichloromethane, at ambient temperature.

In step (8) of Reaction Scheme I, the *N*-oxide of Formula XVII is aminated to provide a ketone-substituted 1*H*-imidazo[4,5-*c*]quinolin-4-amine of Formula XVIII. Step (8) involves the activation of an *N*-oxide of Formula XVII by conversion to an ester and then reacting the ester with an aminating agent. Suitable activating agents include alkyl- or arylsulfonyl chlorides such as benzenesulfonyl chloride, methanesulfonyl chloride, or *p*-toluenesulfonyl chloride. Suitable aminating agents include ammonia, in the form of ammonium hydroxide, for example, and ammonium salts such as ammonium carbonate, ammonium bicarbonate, and ammonium phosphate. The reaction is conveniently carried out by adding ammonium hydroxide to a solution of the *N*-oxide of Formula XVII in a suitable solvent, such as dichloromethane or chloroform, and then adding *p*-toluenesulfonyl chloride. The reaction can be

carried out at ambient temperature and the product isolated by conventional methods.

In step (9) of Reaction Scheme I, a ketone-substituted 1*H*-imidazo[4,5-*c*]quinolin-4-amine of Formula XVIII is converted to an oxime of Formula IVa.

5 The reaction is conveniently carried out by adding a solution of a hydroxylamine salt of the formula $\text{NH}_2\text{OR}_{1-2}\cdot\text{HCl}$ in water to a compound of Formula XVIII, in a suitable solvent, such as ethanol or methanol, and then adding a base such as aqueous sodium hydroxide. The reaction can be carried out at an elevated temperature such as the reflux temperature of the solvent. Hydroxylamine salts
10 of the formula $\text{NH}_2\text{OR}_{1-2}\cdot\text{HCl}$ can be obtained commercially or they can be prepared using conventional synthetic methods. The product or pharmaceutically acceptable salt thereof is obtained as a mixture of *E* and *Z* isomers and can be isolated using conventional methods.

In step (10) of Reaction Scheme I, an oxime substituted 1*H*-imidazo[4,5-*c*]quinolin-4-amine of Formula IVa is converted to a hydroxylamine of Formula IVb. The reduction is conveniently carried out by treating an oxime substituted 1*H*-imidazo[4,5-*c*]quinolin-4-amine of Formula IVa with excess sodium cyanoborohydride in a suitable solvent or solvent mixture such as a lower
15 alkanol and acetic acid. The reaction can be carried out at ambient temperature. The product or a pharmaceutically acceptable salt thereof can be isolated using conventional methods.
20

In step (11) of Reaction Scheme I, a hydroxylamine substituted 1*H*-imidazo[4,5-*c*]quinolin-4-amine Formula IVb is converted to a hydroxylamine substituted 1*H*-imidazo[4,5-*c*]quinolin-4-amine Formula IVc using conventional
25 methods. For example, sulfonamides of Formula IVc (Y is $-\text{S}(\text{O})_2-$) can be prepared by reacting a compound of Formula IVb with a sulfonyl chloride of formula $\text{R}_{1-3}\text{S}(\text{O})_2\text{Cl}$. The reaction can be carried out at ambient temperature in an inert solvent such as chloroform or dichloromethane by adding the sulfonyl chloride to a compound of Formula IVb in the presence of a base such as *N,N*-diisopropylethylamine, triethylamine, or pyridine. The reaction can also be
30 carried out using sulfonic anhydrides in lieu of sulfonyl chlorides.

Sulfamides of Formula IVc (Y is $-\text{S}(\text{O})_2-\text{N}(\text{R}_8)-$ or $-\text{S}(\text{O})_2-\text{N}(\text{R}_{10})-$) can be prepared by reacting a compound of Formula IVb with sulfuryl chloride to generate a sulfamoyl chloride in situ, and then reacting the sulfamoyl chloride

with an amine of formula $\text{HN}(\text{R}_8)\text{R}_{1-3}$, or $\text{HN}(\text{R}_{10})\text{R}_{1-3}$, or by reacting a compound of Formula IVb with a sulfamoyl chloride of formula R_1-

$\text{Cl}-\text{S}(\text{O})_2-\text{N}(\text{R}_{10})\text{R}_{1-3}$ or $\text{R}_3(\text{R}_8)\text{NS}(\text{O})_2\text{Cl}$ or $\text{R}_1-\text{S}(\text{O})_2-\text{N}(\text{R}_{10})\text{R}_{1-3}$. The product or a pharmaceutically acceptable salt thereof can be isolated using conventional methods. Many sulfonyl chlorides of formula $\text{R}_{1-3}\text{S}(\text{O})_2\text{Cl}$, amines of formulas $\text{HN}(\text{R}_8)\text{R}_{1-3}$ and $\text{HN}(\text{R}_{10})\text{R}_{1-3}$, and some sulfamoyl chlorides of formulas $\text{R}_{1-3}(\text{R}_8)\text{NS}(\text{O})_2\text{Cl}$ and

$\text{Cl}-\text{S}(\text{O})_2-\text{N}(\text{R}_{10})\text{R}_{1-3}$ are commercially available; others can be prepared using known synthetic methods.

Amides of Formula IVc (Y is $-\text{C}(\text{O})-$) can be prepared using conventional methods. For example, a compound of Formula IVb can be reacted with an acid chloride of formula $\text{R}_{1-3}\text{C}(\text{O})\text{Cl}$ to provide a compound of Formula IVc. The reaction can be carried out by adding the acid chloride to a solution of a compound of Formula IVb in a suitable solvent such as chloroform, optionally in the presence of a base such as *N,N*-diisopropylethylamine, triethylamine, or pyridine, at ambient temperature. The product or a pharmaceutically acceptable salt thereof can be isolated using conventional methods. The reaction can also be carried out using an anhydride in lieu of the acid chloride.

Ureas and thioureas of Formula IVc (Y is $-\text{C}(\text{O})-\text{N}(\text{R}_8)-$, $-\text{C}(\text{S})-\text{N}(\text{R}_8)-$, $-\text{C}(\text{O})-\text{N}(\text{R}_8)-\text{S}(\text{O})_2-$, $-\text{C}(\text{O})-\text{N}(\text{R}_8)-\text{C}(\text{O})-$, $-\text{C}(\text{S})-\text{N}(\text{R}_8)-\text{C}(\text{O})-$, or

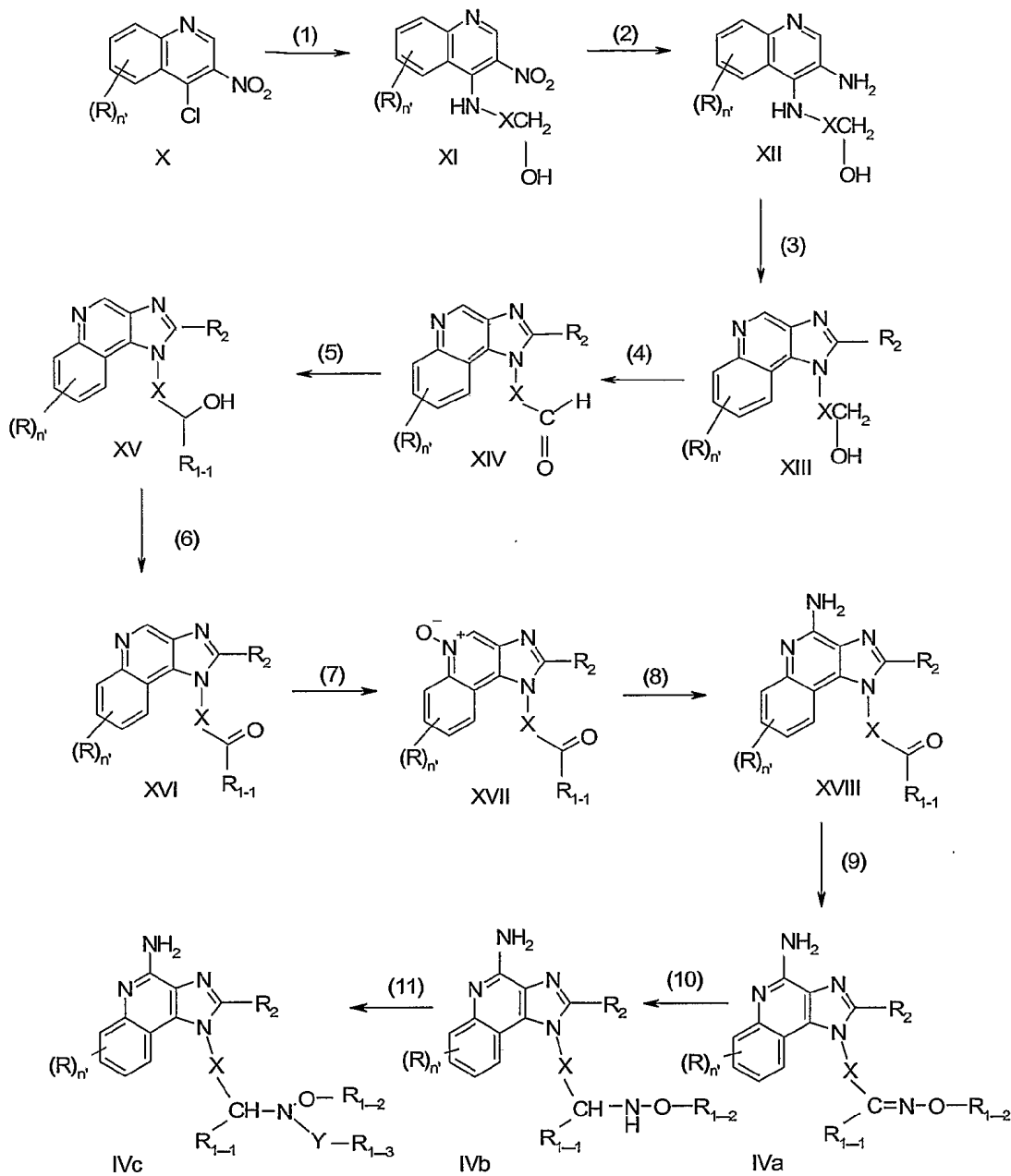
$-\text{C}(\text{O})-\text{N}(\text{R}_{10})-$) can also be prepared using conventional methods. For example, a compound of Formula IVb can be reacted with an isocyanate of formula $\text{R}_{1-3}\text{N}=\text{C}=\text{O}$. The reaction can be carried out by adding the isocyanate

to a solution of a compound of Formula IVb in a suitable solvent such as chloroform, optionally in the presence of a base such as *N,N*-diisopropylethylamine, or triethylamine, at ambient temperature. Alternatively, a compound of Formula IVb can be reacted with a thioisocyanate of formula $R_{1-3}N=C=S$, a sulfonyl isocyanate of formula $R_{1-3}S(O)_2N=C=O$ or a carbamoyl

5

chloride of formula $R_{1-3}NC(O)Cl$ or $Cl-C(O)-N \begin{matrix} \curvearrowright \\ R_{10} \end{matrix} -R_{1-3}$. The product or a pharmaceutically acceptable salt thereof can be isolated using conventional methods.

Reaction Scheme I



5

Compounds of the invention can also be prepared according to Reaction Scheme II.

In step (1) of Reaction Scheme II, a 4-chloro-3-nitroquinoline of Formula X is reacted with a compound of the formula H₂N-X-C(R₁₋₁)(O-R₁₋₆)₂, such as an

amino ketal of this formula, wherein R_{1-1} is methyl and R_{1-6} is ethylene, in the presence of triethylamine in a suitable solvent, such as chloroform or dichloromethane. Compounds of the formula $H_2N-X-C(R_{1-1})(O-R_{1-6})_2$ can be commercially obtained or readily synthesized using conventional methods. For
5 example, see C.J. Stewart et al., *J. Liebigs Ann. der Chem.*, 57-65 (1978) and PCT Publication WO 01/51486. Ketals of Formula $H_2NCH_2C(CH_3)_2CH_2C(O-R_{1-6})_2CH_3$ can be prepared according to referenced methods by the reaction of nitromethane and mesityl oxide, conversion of the resulting ketone to a ketal, and reduction of the nitro group to an amine.

10 In step (2) of Reaction Scheme II, the nitro group on a compound of Formula XIX is reduced to provide a ketal- or acetal-substituted quinoline-3,4-diamine of Formula XX. The reduction can be carried out as described for step (2) of Reaction Scheme I.

15 In step (3) of Reaction Scheme II, a quinoline-3,4-diamine of Formula XX is treated with a carboxylic acid equivalent to form a ketal- or acetal-substituted 1*H*-imidazo[4,5-*c*]quinoline of Formula XXI. The reaction can be carried out as described for step (3) of Reaction Scheme I.

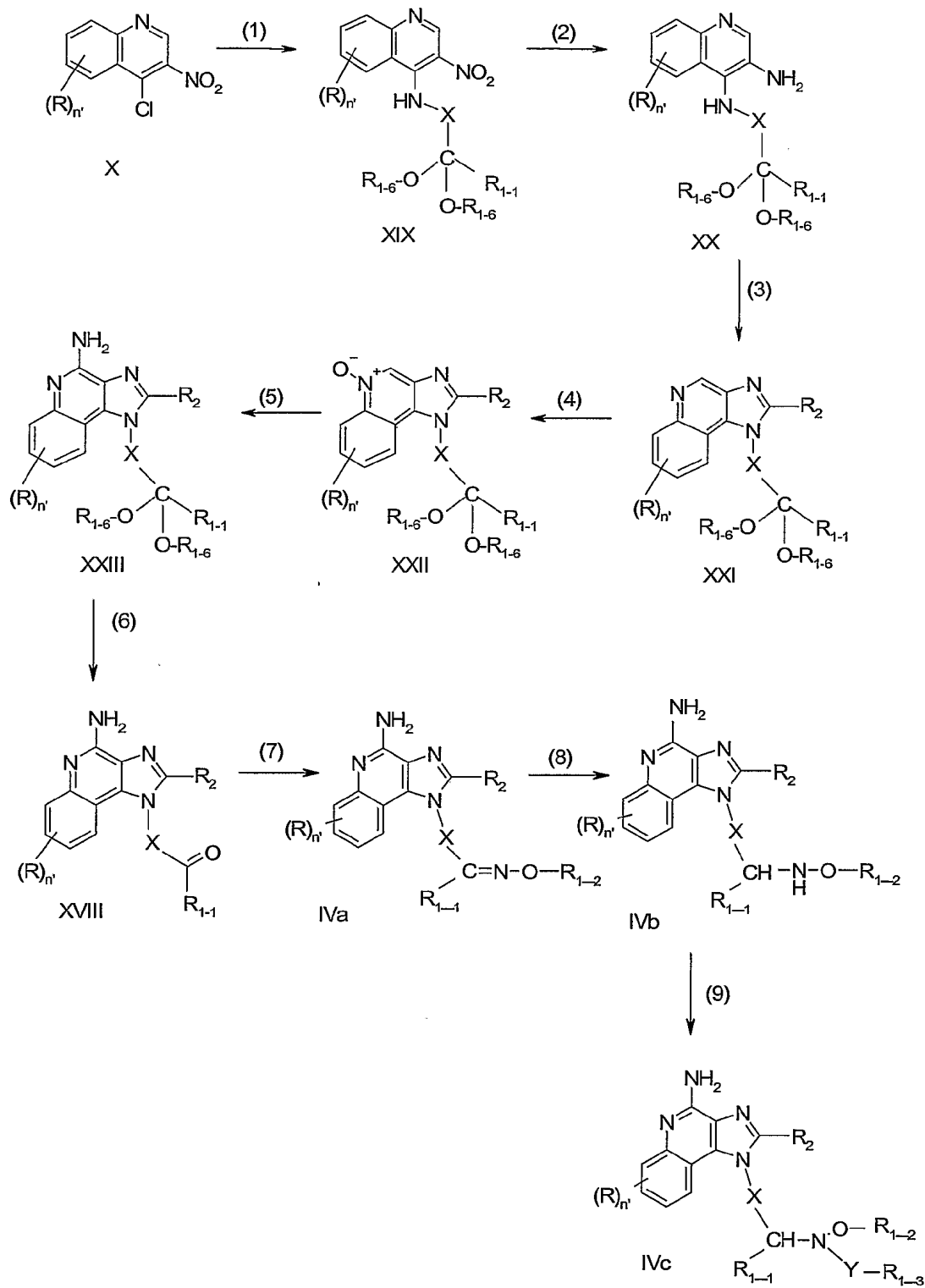
20 In step (4) of Reaction Scheme II, a 1*H*-imidazo[4,5-*c*]quinoline of Formula XXI is converted to the *N*-oxide of Formula XXII using the method described in step (7) of Reaction Scheme I.

In step (5) of Reaction Scheme II, the *N*-oxide of Formula XXII can be aminated to the compound of Formula XXIII as described in step (8) of Reaction Scheme I.

25 In step (6) of Reaction Scheme II, a compound of Formula XXIII is converted to a ketone of Formula XVIII by acid-catalyzed hydrolysis. The reaction is conveniently carried out by adding a strong acid, such as hydrochloric acid, to a ketal of Formula XXIII. The reaction may be carried out at ambient temperature in a suitable solvent such as water.

30 Steps (7), (8), and (9) are carried out as described for steps (9), (10), and (11) respectively of Reaction Scheme I.

Reaction Scheme II



Compounds of the invention can be prepared according to Reaction Scheme III.

In step (1) of Reaction Scheme III, a 4-chloro-3-nitroquinoline of
5 Formula X is reacted with a compound of the formula
 $H_2N-X-C(O)(O-R_{1-1})\cdot HCl$ to form a compound of Formula XXIV. The reaction
is conveniently carried out in the presence of triethylamine in a suitable solvent,
such as dichloromethane. Compounds of the formula $H_2N-X-C(O)(O-R_{1-1})\cdot HCl$
10 can be commercially obtained or readily synthesized using conventional
methods. For example, the amino ester wherein R_{1-1} is ethyl and X is propylene
or dodecylene can be synthesized according to the procedure of C. Temple et al.,
J. Med. Chem., 31, 697-700 (1988).

In step (2) of Reaction Scheme III, a compound of Formula XXIV is
15 reduced to form a quinoline-3,4-diamine of Formula XXV. The reaction can be
carried out as described in step (2) of Reaction Scheme I.

In step (3) of Reaction Scheme III, a quinoline-3,4-diamine of Formula
XXV is reacted with a carboxylic acid equivalent to form a 1*H*-imidazo[4,5-
c]quinoline of Formula XXVI. The reaction can be carried out as described in
step (3) of Reaction Scheme I.

20 In step (4) of Reaction Scheme III, the ester group of a 1*H*-imidazo[4,5-
c]quinoline of Formula XXVI is converted to a Weinreb amide to provide a 1*H*-
imidazo[4,5-*c*]quinoline of Formula XXVII. The transformation can be carried
out by base-promoted hydrolysis of the ester to form a carboxylic acid,
conversion to an acid chloride using conventional methods, and finally treating
25 the acid chloride with *N,O*-dimethylhydroxylamine hydrochloride to form a
Weinreb amide of Formula XXVII. The base-promoted hydrolysis is
conveniently carried out by adding sodium hydroxide to an ester-substituted 1*H*-
imidazo[4,5-*c*]quinoline Formula XXVI in a suitable solvent such as ethanol.
The reaction can be carried out at ambient temperature, and the product can be
30 isolated using conventional methods. The conversion of the resulting carboxylic
acid to an acid chloride is conveniently carried out by slowly adding oxalyl
chloride to a solution of the carboxylic acid in a suitable solvent such as

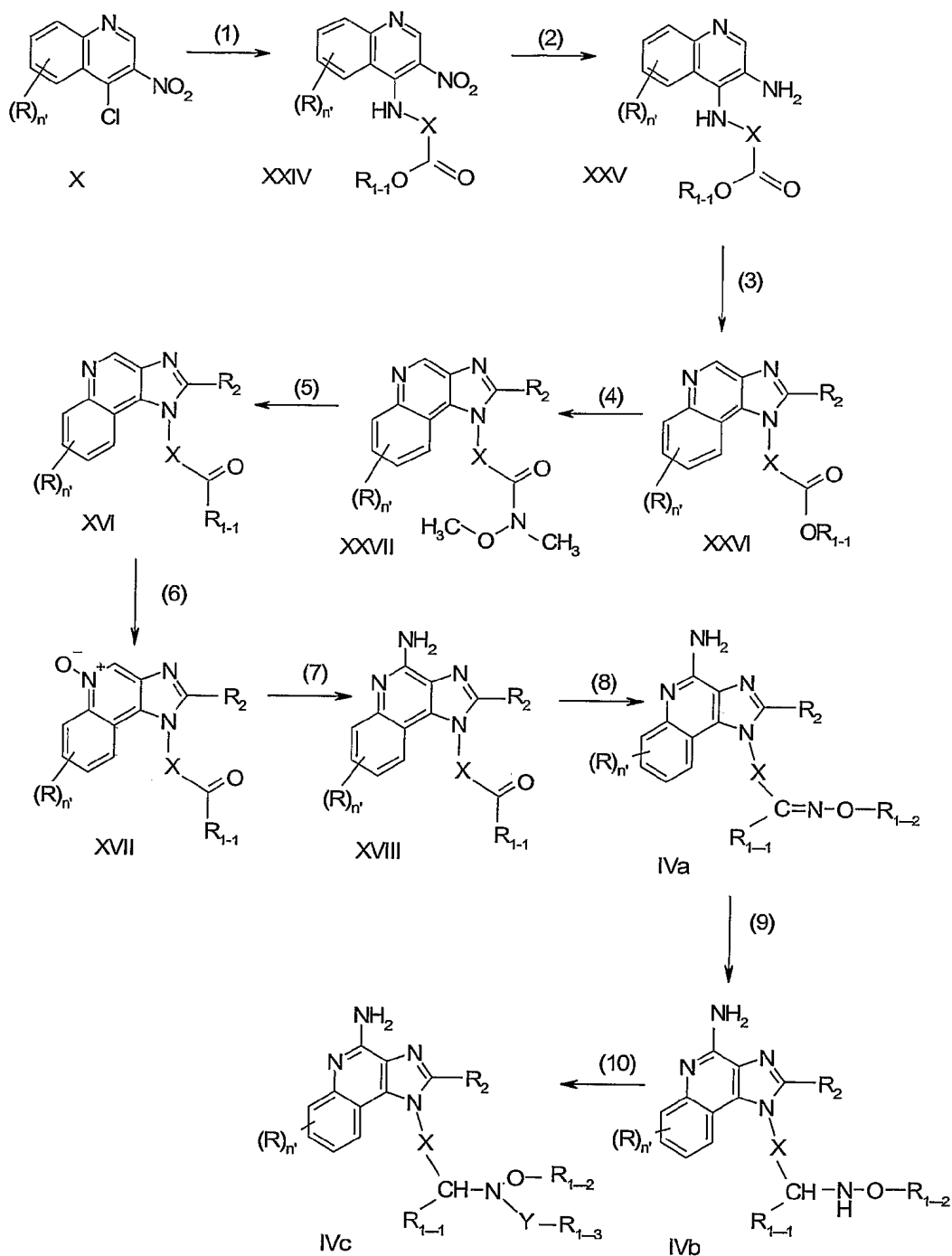
dichloromethane. The reaction can be carried out at a sub-ambient temperature, such as 0 °C. The resulting acid chloride can then be treated with *N,O*-dimethylhydroxylamine hydrochloride followed by triethylamine in a suitable solvent such as dichloromethane. The reaction can be run at ambient
5 temperature, and the product of Formula XXVII can be isolated using conventional methods.

Alternatively, step (4) can be carried out in one step by treating an ester-substituted 1*H*-imidazo[4,5-*c*]quinoline Formula XXVI with an aluminum reagent made from trimethylaluminum and *N,O*-dimethylhydroxylamine
10 hydrochloride. The reaction is conveniently carried out by adding a solution of an ester-substituted 1*H*-imidazo[4,5-*c*]quinoline of Formula XXVI in a suitable solvent such as dichloromethane to a pre-reacted mixture of trimethylaluminum and *N,O*-dimethylhydroxylamine hydrochloride in a suitable solvent such as dichloromethane. The reaction can then be heated at an elevated temperature,
15 for example, the reflux temperature of the solvent. The product can be isolated using conventional methods.

In step (5) of Reaction Scheme III, a Weinreb amide of Formula XXVII is treated with a Grignard reagent of Formula $R_{1-1}MgHalide$ to form a ketone of Formula XVI. The Grignard reaction can be carried out as described in step (5)
20 of Reaction Scheme I. The product can be isolated using conventional methods.

Steps (6), (7), (8), (9), and (10) of Reaction Scheme III can be carried out as described for steps (7), (8), (9), (10), and (11), respectively, of Reaction Scheme I.

Reaction Scheme III



5 Compounds of the invention can be prepared according to Reaction Scheme IV.

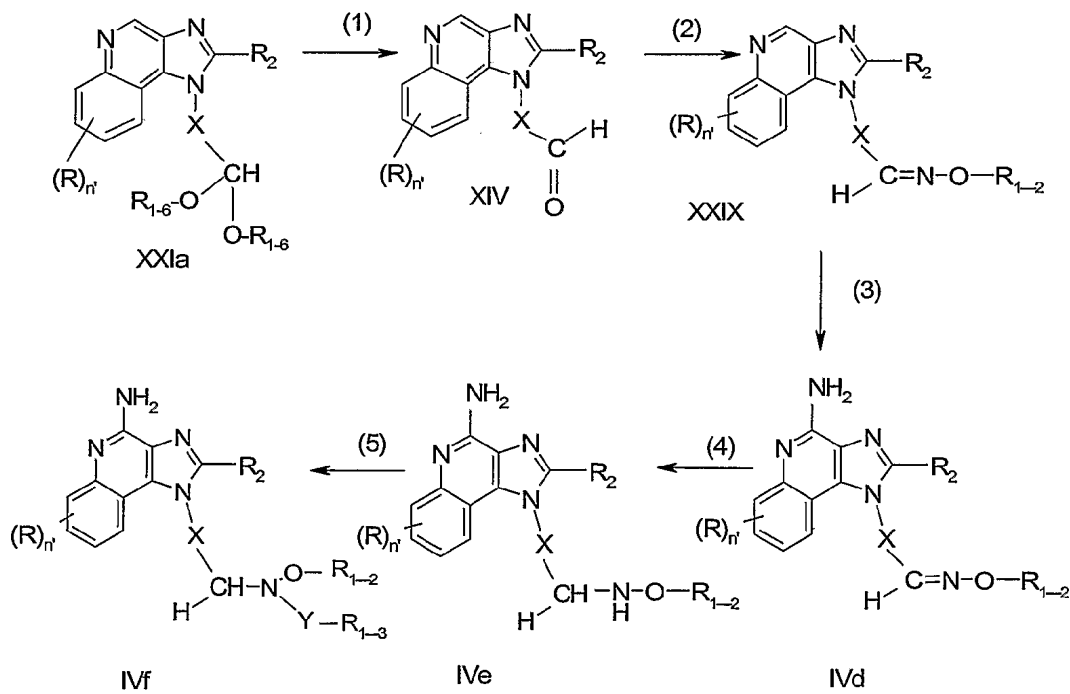
In step (1) of Reaction Scheme IV, an acetal-substituted 1*H*-imidazo[4,5-*c*]quinoline of Formula XXIa is hydrolyzed to provide an aldehyde substituted 1*H*-imidazo[4,5-*c*]quinoline of Formula XIV. The reaction can be carried out as described in step (6) of Reaction Scheme II.

5 In step (2) of Reaction Scheme IV, an aldehyde-substituted 1*H*-imidazo[4,5-*c*]quinoline of Formula XIV is converted to an oxime substituted 1*H*-imidazo[4,5-*c*]quinoline of Formula XXIX. The reaction can be carried out as described in step (9) of Reaction Scheme I.

10 In step (3) of Reaction Scheme IV, an oxime substituted 1*H*-imidazo[4,5-*c*]quinoline of Formula XXIX is oxidized and then aminated to provide an oxime substituted 1*H*-imidazo[4,5-*c*]quinolin-4-amine of Formula IVd. The oxidation and amination can be carried out as described in steps (7) and (8) respectively of Reaction Scheme I.

15 Steps (4) and (5) of Reaction Scheme IV are carried out as described for steps (10) and (11), respectively, of Reaction Scheme I.

Reaction Scheme IV



Compounds of the invention can be prepared according to Reaction Scheme V, where Ph is phenyl and R_A' and R_B' are independently selected from the group consisting of hydrogen, halogen, alkyl, alkenyl, alkoxy, alkylthio, and N(R₉)₂. In step (1) of Reaction Scheme V, a 2,4-dichloro-3-nitropyridine of Formula XXX is reacted with an amino ester of the Formula H₂N-X-C(O)-O-alkyl or a hydrochloride salt thereof to form a 2-chloro-3-nitropyridine of Formula XXXI. The reaction is conveniently carried out by combining an amino ester of Formula H₂N-X-C(O)-O-alkyl•HCl and a 2,4-dichloro-3-nitropyridine of Formula XXX in the presence of a base such as triethylamine in an inert solvent such as *N,N*-dimethylformamide (DMF). The reaction can be carried out at ambient temperature, and the product can be isolated from the reaction mixture using conventional methods. Many 2,4-dichloro-3-nitropyridines of the Formula XXX are known and can be readily prepared using known synthetic methods. (See, for example, U.S. Pat. No. 6,525,064 (Dellaria et al.) and the references cited therein.)

In step (2) of Reaction Scheme V, a 2-chloro-3-nitropyridine of Formula XXXI is reacted with an alkali metal azide to provide an 8-nitrotetrazolo[1,5-*a*]pyridin-7-amine of Formula XXXII. The reaction can be carried out by combining the compound of Formula XXXI with an alkali metal azide, for example, sodium azide, in a suitable solvent such as acetonitrile/water, preferably 90/10 acetonitrile/water, in the presence of cerium III chloride, preferably cerium III chloride heptahydrate. Optionally, the reaction can be carried out with heating, for example, at the reflux temperature. Alternatively, the reaction can be carried out by combining the compound of Formula XXXI with an alkali metal azide, for example, sodium azide, in a suitable solvent such as DMF and heating, for example to about 50-60 °C, optionally in the presence of ammonium chloride. The product can be isolated from the reaction mixture using conventional methods.

In step (3) of Reaction Scheme V, an 8-nitrotetrazolo[1,5-*a*]pyridin-7-amine of Formula XXXII is reduced to provide a tetrazolo[1,5-*a*]pyridine-7,8-diamine of Formula XXXIII. The reduction can be carried out by hydrogenation

using a conventional heterogeneous hydrogenation catalyst, for example, platinum on carbon or palladium on carbon. The reaction can conveniently be carried out on a Parr apparatus in a suitable solvent such as acetonitrile or ethyl acetate. The product can be isolated from the reaction mixture using
5 conventional methods. Alternatively, the reduction can be carried out using the one- to two-phase sodium dithionite reduction described in step (2) of Reaction Scheme I.

In step (4) of Reaction Scheme V, a tetrazolo[1,5-*a*]pyridine-7,8-diamine of Formula XXXIII is reacted with a carboxylic acid equivalent to provide a 7*H*-
10 imidazo[4,5-*c*]tetrazolo[1,5-*a*]pyridine of Formula XXXIV. The reaction can be carried out as described in step (3) of Reaction Scheme I, and the product can be isolated from the reaction mixture using conventional methods.

In step (5) of Reaction Scheme V, the ester group of the 7*H*-imidazo[4,5-*c*]tetrazolo[1,5-*a*]pyridine of Formula XXXIV is converted to a Weinreb amide
15 to provide a 7*H*-imidazo[4,5-*c*]tetrazolo[1,5-*a*]pyridine of Formula XXXV. The conversion can be carried out as described in step (4) of Reaction Scheme III, and the product can be isolated from the reaction mixture using conventional methods.

In step (6) of Reaction Scheme V, the Weinreb amide of Formula XXXV
20 is treated with a Grignard reagent of Formula R₁₋₁MgHalide to form a ketone of Formula XXXVI. The Grignard reaction can be carried out as described in step (5) of Reaction Scheme I, and the product can be isolated from the reaction mixture using conventional methods.

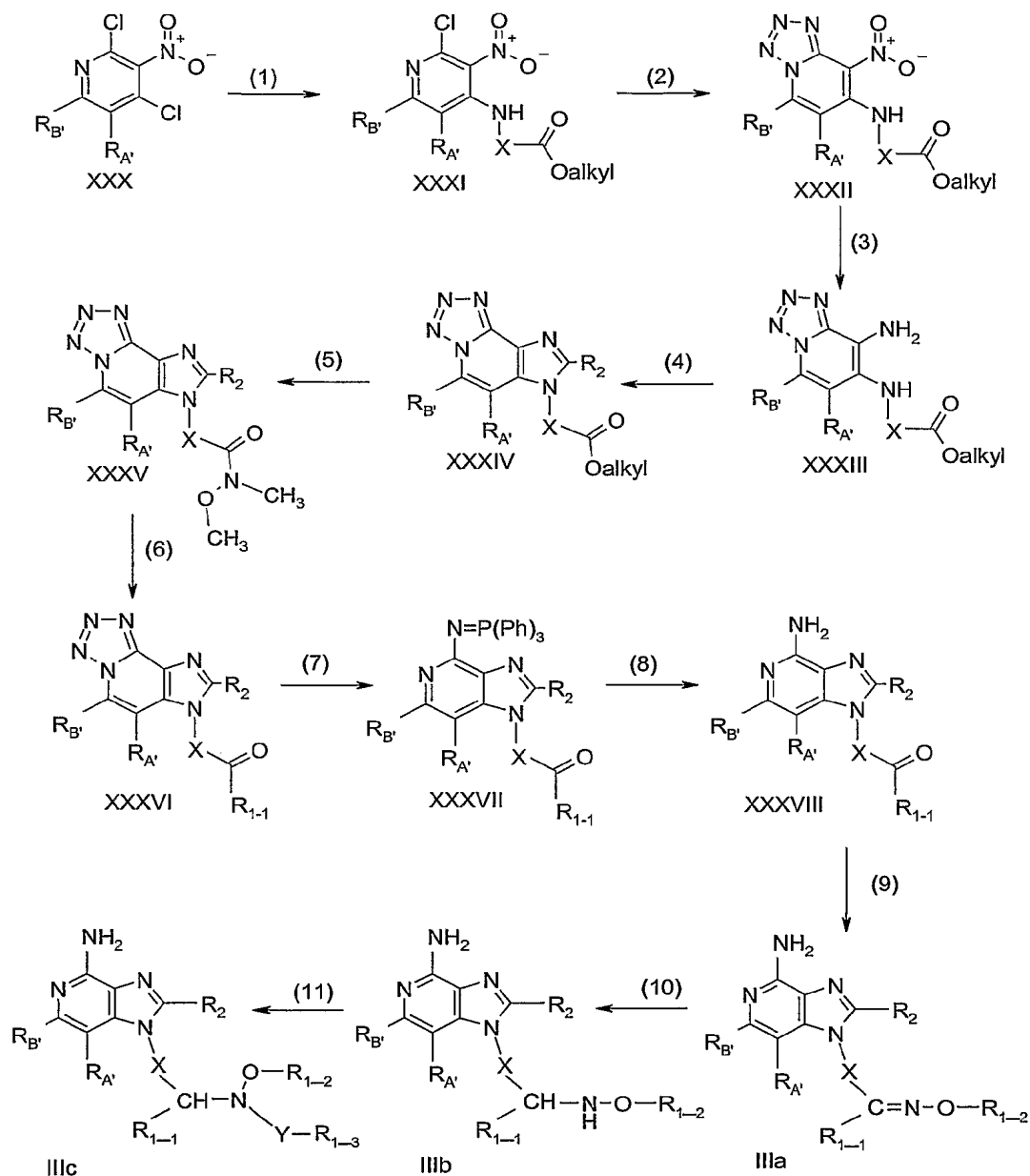
In step (7) of Reaction Scheme V, a 7*H*-imidazo[4,5-*c*]tetrazolo[1,5-*a*]pyridine of Formula XXXVI is reacted with triphenylphosphine to form an *N*-
25 triphenylphosphinyl intermediate of Formula XXXVII. The reaction with triphenylphosphine can be run in a suitable solvent such as toluene or 1,2-dichlorobenzene under an atmosphere of nitrogen with heating, for example at the reflux temperature. The product can be isolated from the reaction mixture
30 using conventional methods.

In step (8) of Reaction Scheme V, an *N*-triphenylphosphinyl intermediate of Formula XXXVII is hydrolyzed to provide a ketone substituted 1*H*-

imidazo[4,5-*c*]pyridin-4-amine of Formula XXXVIII. The hydrolysis can be carried out by general methods well known to those skilled in the art, for example, by heating in a lower alkanol in the presence of an acid. The product can be isolated from the reaction mixture using conventional methods.

5 Steps (9), (10), and (11) of Reaction Scheme V can be carried out as described for steps (9), (10), and (11), respectively, of Reaction Scheme I.

Reaction Scheme V



5 Compounds of the invention can also be prepared according to Reaction Scheme VI where BOC is *tert*-butoxycarbonyl and R_{2a} is a subset of R_2 as defined above that does not include those substituents that one skilled in the art would recognize as being susceptible to reduction under the acidic hydrogenation conditions of step (5) of the reaction. These susceptible groups

include, for example, alkenyl, alkynyl, and aryl groups and groups bearing nitro substituents.

In step (1) of Reaction Scheme VI, a 2,4-dichloro-3-nitropyridine of Formula XXX is reacted with an amino alcohol of the formula $H_2N-X-CH_2-OH$ to form a 2-chloro-3-nitropyridine of Formula XXXIX. The reaction can be carried out as described in step (1) of Reaction Scheme V using the amino alcohol in lieu of the amino ester. The product can be isolated using conventional methods.

In step (2) of Reaction Scheme VI, a 2-chloro-3-nitropyridine of Formula XXXIX is reacted with an alkali metal azide to provide an 8-nitrotetrazolo[1,5-*a*]pyridin-7-amine of Formula XL. The reaction can be carried out as described in step (2) of Reaction Scheme V.

In step (3) of Reaction Scheme VI, an 8-nitrotetrazolo[1,5-*a*]pyridin-7-amine of Formula XL is reduced to provide a tetrazolo[1,5-*a*]pyridine-7,8-diamine of Formula XLI. The reduction can be carried out as described in step (3) of Reaction Scheme V.

In step (4) of Reaction Scheme VI, a tetrazolo[1,5-*a*]pyridine-7,8-diamine of Formula XLI is reacted with a carboxylic acid equivalent to provide a 7*H*-imidazo[4,5-*c*]tetrazolo[1,5-*a*]pyridine of Formula XLII. The reaction can be carried out as described in step (3) of Reaction Scheme I, and the product can be isolated from the reaction mixture using conventional methods.

In step (5) of Reaction Scheme VI, the tetrazolo ring is reductively removed from a 7*H*-imidazo[4,5-*c*]tetrazolo[1,5-*a*]pyridine of the Formula XLII to provide a substituted 1*H*-imidazo[4,5-*c*]pyridin-4-amine of the Formula XLIII. The reaction can be carried out by reacting the 7*H*-imidazo[4,5-*c*]tetrazolo[1,5-*a*]pyridine of Formula XLII with hydrogen in the presence of a catalyst and an acid. The hydrogenation can be conveniently run at ambient temperature on a Parr apparatus with a suitable catalyst, such as platinum (IV) oxide, and a suitable acid, such as trifluoroacetic acid.

In step (6) of Reaction Scheme VI, the alcohol group of an 1*H*-imidazo[4,5-*c*]pyridin-4-amine of the Formula XLIII is converted to a protected hydroxylamine using Mitsunobu conditions. The reaction can be carried out by

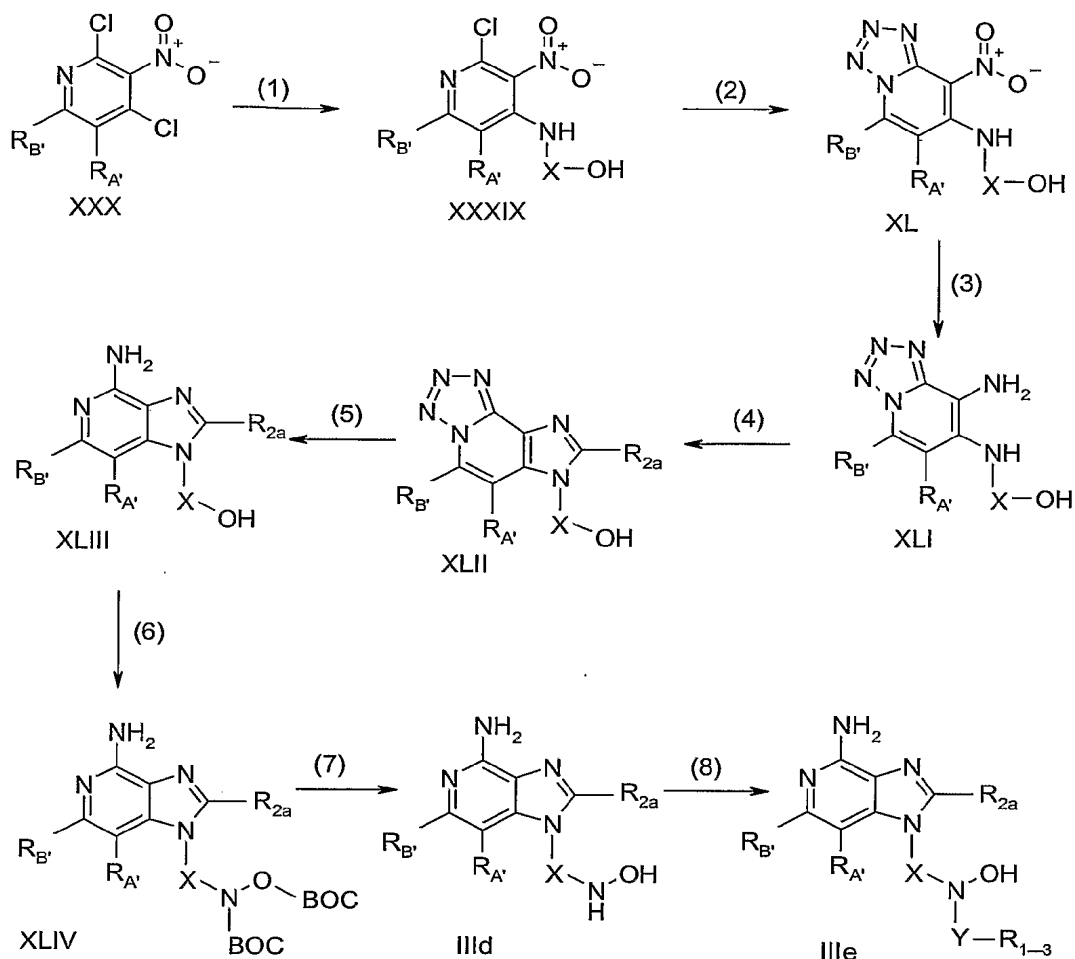
adding diisopropyl azodicarboxylate to a solution of the 1*H*-imidazo[4,5-
c]pyridin-4-amine of the Formula XLIII, triphenylphosphine, and *tert*-butyl *N*-
(*tert*-butoxycarbonyloxy)carbamate in a suitable solvent such as DMF. The
reaction can be carried out at sub-ambient temperature, such as 0 °C, and the
5 product can be isolated using conventional methods.

In step (7) of Reaction Scheme VI, the amine protecting groups of the
1*H*-imidazo[4,5-*c*]pyridine of Formula XLIV are removed by acid catalyzed
hydrolysis. The reaction can be carried out by adding a solution of hydrochloric
acid in dioxane to a solution of the 1*H*-imidazo[4,5-*c*]pyridine of Formula XLIV
10 in a suitable solvent such as dichloromethane. The reaction can be carried out at
ambient temperature.

Step (8) of Reaction Scheme VI can be carried out as described for step
(11) in Reaction Scheme I. The product or a pharmaceutically acceptable salt
thereof can be isolated using conventional methods.

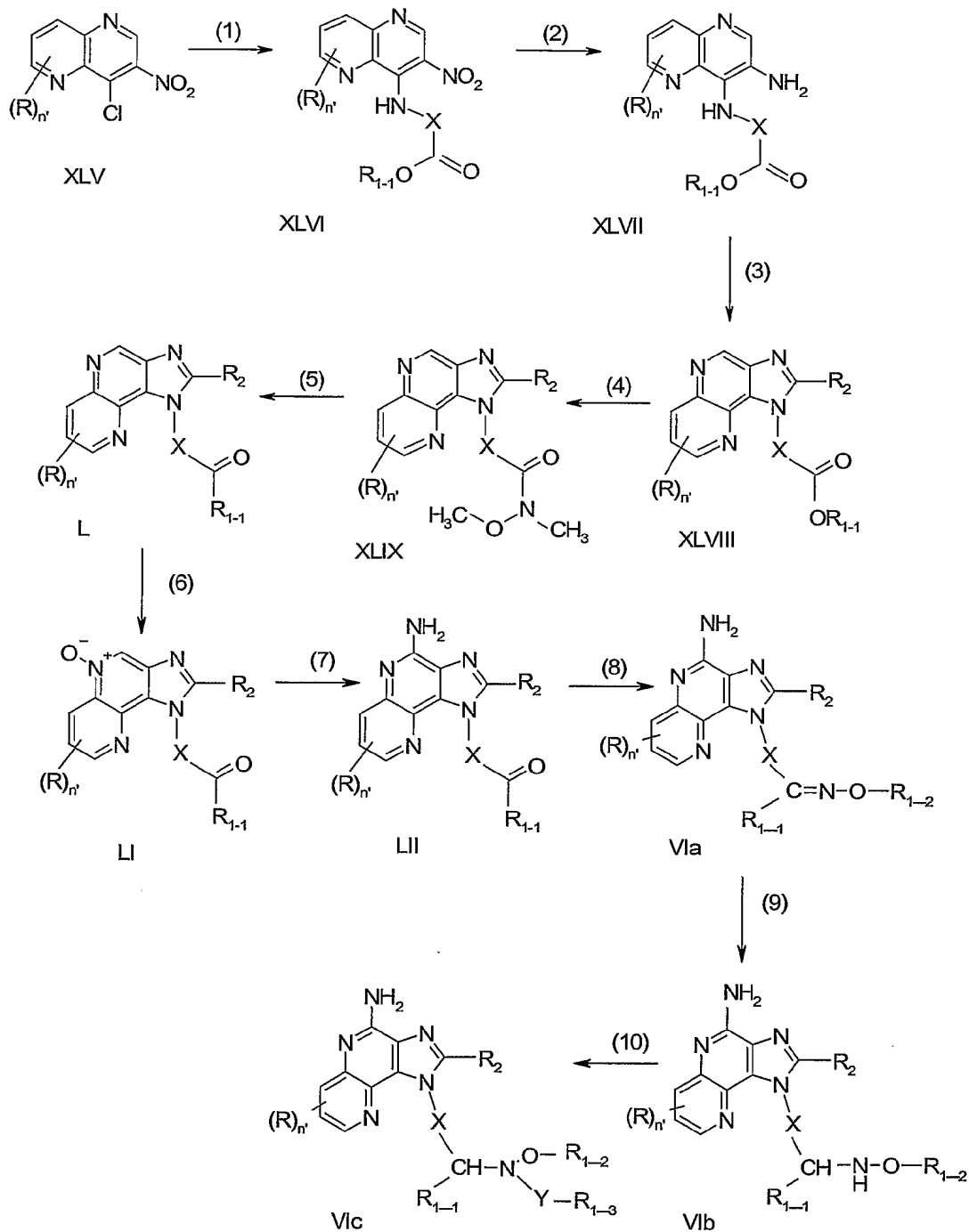
15

Reaction Scheme VI



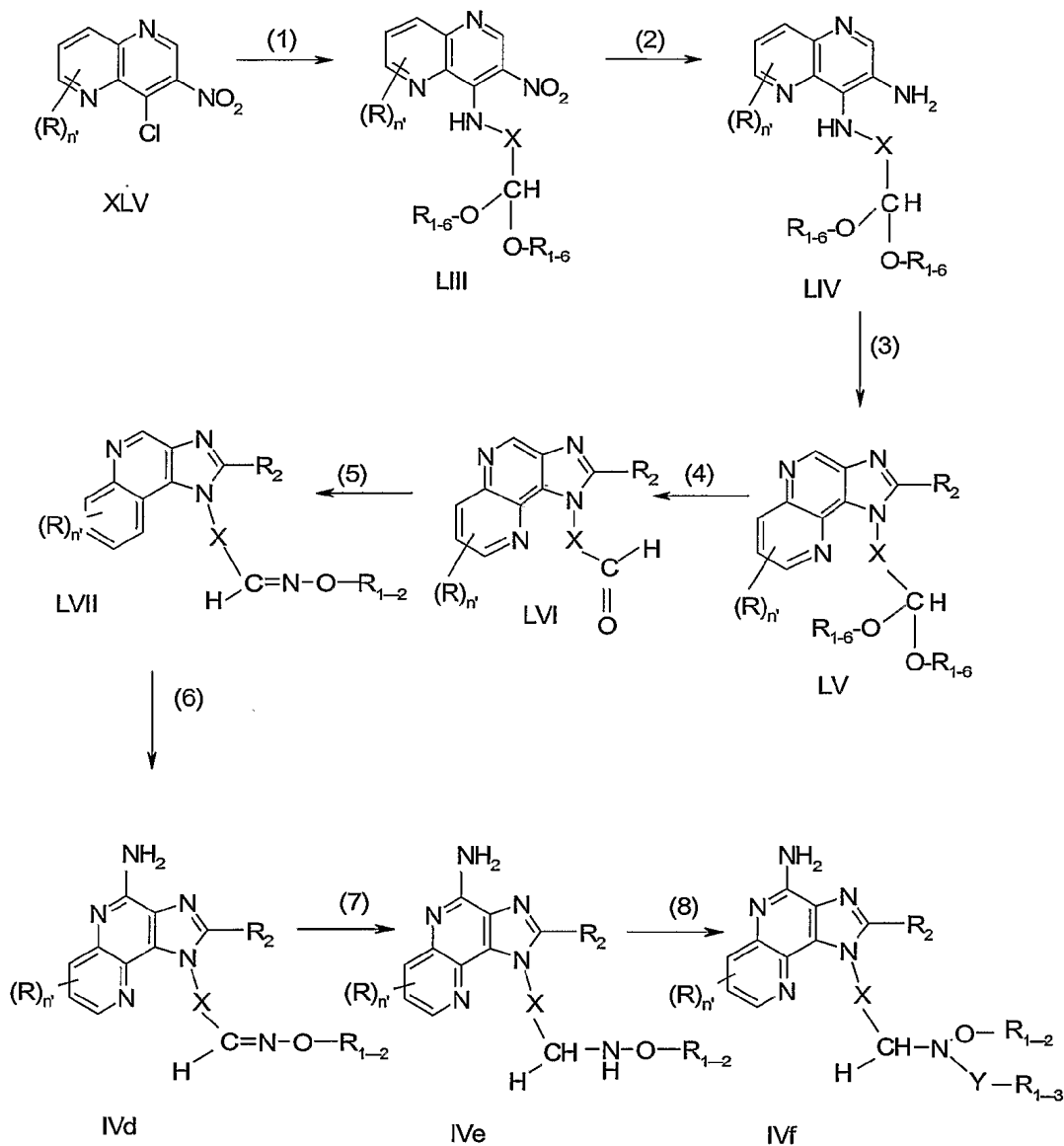
- 5 Compounds of the invention can be prepared according to Reaction Scheme VII. Reaction Scheme VII begins with a 4-chloro-3-nitro[1,5]naphthyridine of Formula XLV. Compounds of Formula XLV and their preparation are known; see, for example, U.S. Patents Nos. 6,194,425 (Gerster) and 6,518,280 (Gerster). Steps (1) through (10) of Reaction Scheme
- 10 VII can be carried out as described for the corresponding steps (1) through (10) of Reaction Scheme III to provide 1H-imidazo[4,5-c][1,5]naphthyridin-4-amines of Formulae VIa, VIb, and VI c. The product or pharmaceutically acceptable salt thereof can be isolated by conventional methods.

Reaction Scheme VII



Compounds of the invention can be prepared according to Reaction Scheme VIII. Steps (1) through (3) of Reaction Scheme VIII can be carried out as described for the corresponding steps (1) through (3) of Reaction Scheme II; steps (4) through (8) can be carried out as described for steps (1) through (5) respectively of Reaction Scheme IV to provide 1H-imidazo[4,5-c][1,5]naphthyridin-4-amines of Formulas VIId, VIe, and VIIf. The products or pharmaceutically acceptable salts thereof can be isolated by conventional methods.

Reaction Scheme VIII



5

Compounds of the invention can be prepared according to Reaction Scheme IX where R_{2a} and R_a are subsets of R₂ and R as defined above that do not include those substituents that one skilled in the art would recognize as being susceptible to reduction under the acidic hydrogenation conditions of step (2) of the reaction. These susceptible groups include, for example, alkenyl, alkynyl, and aryl groups and groups bearing nitro substituents.

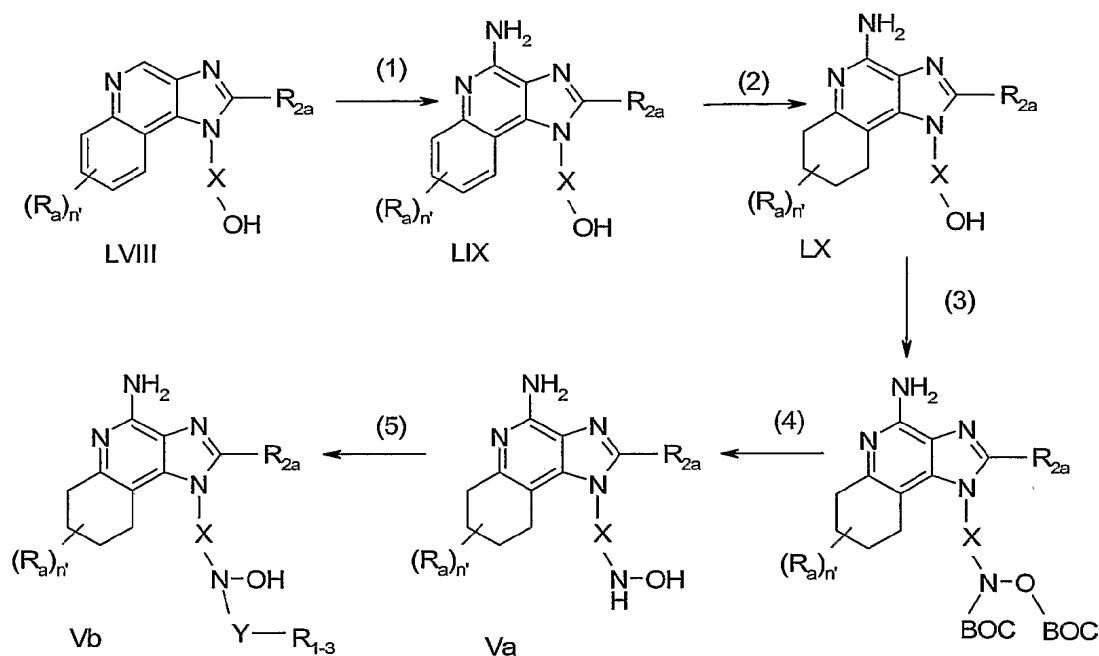
10

In step (1) of Reaction Scheme IX, a 1*H*-imidazo[4,5-*c*]quinoline of Formula LVIII is oxidized and then aminated to provide a 1*H*-imidazo[4,5-*c*]quinolin-4-amine of Formula LIX. The reaction can be carried out as described in steps (7) and (8) of Reaction Scheme I. Compounds of Formula LVIII can be prepared as described in steps (1) through (3) of Reaction Scheme I.

In step (2) of Reaction Scheme IX, a 1*H*-imidazo[4,5-*c*]quinolin-4-amine of Formula LIX is reduced to provide a 6,7,8,9-tetrahydro-1*H*-imidazo[4,5-*c*]quinolin-4-amine of Formula LX. The reaction can be carried out by reacting the compound of Formula LIX with hydrogen in the presence of a catalyst and an acid. The hydrogenation can be conveniently run at ambient temperature on a Parr apparatus with a suitable catalyst, such as platinum (IV) oxide, and a suitable acid, such as trifluoroacetic acid.

Steps (3), (4) and (5) of Reaction Scheme IX can be carried out as described for steps (6), (7), and (8), respectively, of Reaction Scheme VI to provide 6,7,8,9-tetrahydro-1*H*-imidazo[4,5-*c*]quinolin-4-amines of Formulas Va and Vb. The products or pharmaceutically acceptable salts thereof can be isolated by conventional methods.

Reaction Scheme IX



5

Compounds of the invention can be prepared according to Reaction Scheme X where R_{3a} is $-R_{4a}$, $-X'_a-R_{4a}$, or $-X'_b-Y'-R_{4a}$, where R_{4a} is aryl, heteroaryl, arylalkylenyl, heteroarylalkylenyl where the aryl, heteroaryl, arylalkylenyl and heteroarylalkylenyl groups can be unsubstituted or substituted as defined in R_4 above; X'_a is alkenylene; X'_b is arylene, heteroarylene, alkylene interrupted or terminated on the end distal from the imidazoquinoline ring by arylene or heteroarylene, and alkenylene interrupted or terminated on the end distal from the imidazoquinoline ring by arylene or heteroarylene; and Y' and R_4 are as defined above.

15

Steps (1) through (3) of Reaction Scheme X can be carried out as described in steps (1) through (3) of Reaction Scheme II.

Step (4) of Reaction Scheme X can be carried out as described in step (1) of Reaction Scheme IV.

Step (5) of Reaction Scheme X can be carried out as described in step (5) of Reaction Scheme I.

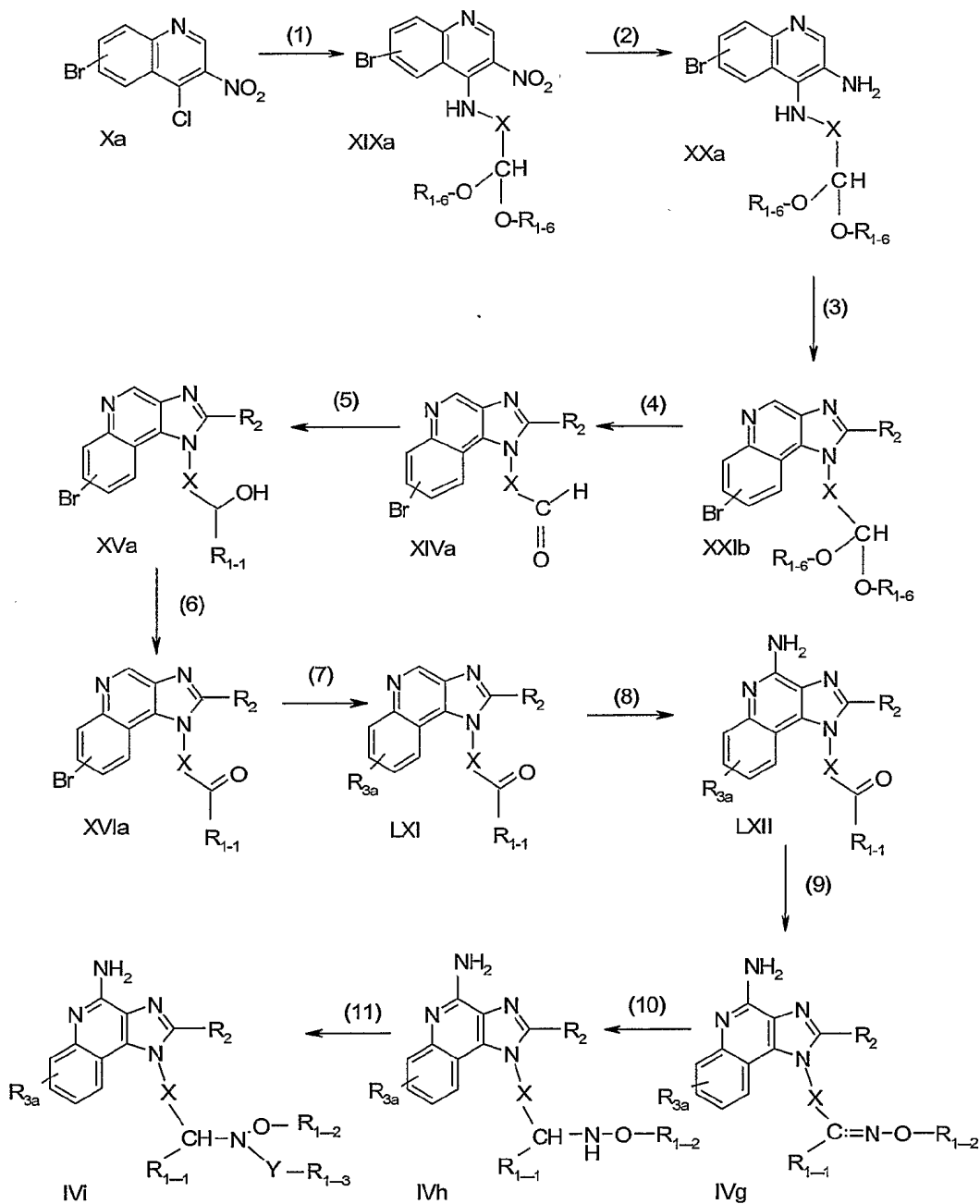
In step (6) of Reaction Scheme X, the alcohol group of a 1*H*-imidazo[4,5-*c*]quinoline of Formula XVa is oxidized using Dess-Martin oxidation conditions to provide a ketone substituted 1*H*-imidazo[4,5-*c*]quinoline of Formula XVIa. Triacetoxyperiodinane is added to a solution of the compound of Formula XVa in suitable solvent such as dichloromethane. The product can be isolated using conventional methods.

In step (7) of Reaction Scheme X, a bromo substituted 1*H*-imidazo[4,5-*c*]quinoline of Formula XVIa is coupled with a boronic acid of the formula $R_{3a}\text{-B(OH)}_2$ using Suzuki coupling. A compound of Formula XVIa is combined with a boronic acid of the formula $R_{3a}\text{-B(OH)}_2$ in the presence of palladium (II) acetate, triphenylphosphine and a base such as sodium carbonate in a suitable solvent such as a mixture of *n*-propanol and water. The reaction can be carried out at an elevated temperature (e.g., 80-100 °C). Many boronic acids of the formula $R_{3a}\text{-B(OH)}_2$ are commercially available; others can be readily prepared using known synthetic methods. See for example, Li, W. et al., *J. Org. Chem.*, 67, 5394-5397 (2002). The Suzuki coupling reaction can also be carried out using boronic acid esters of the formula $R_{3a}\text{-B(O-alkyl)}_2$ and anhydrides of boronic acids. The product can be isolated using conventional methods.

In step (8) of Reaction Scheme X, a 1*H*-imidazo[4,5-*c*]quinoline of Formula LXI is oxidized and then aminated to provide a 1*H*-imidazo[4,5-*c*]quinolin-4-amine of Formula LXII. The reaction can be carried out as described in steps (7) and (8) of Reaction Scheme I. The product can be isolated using conventional methods.

Steps (9), (10), and (11) of Reaction Scheme X can be carried out as described in steps (9), (10), and (11) of Reaction Scheme I. The compounds of Formulas IVg, IVh, and IVi or pharmaceutically acceptable salts thereof can be isolated using conventional methods.

Reaction Scheme X



5

Compounds of the invention can be prepared according to Reaction Scheme XI where R_{2a} and R_a are as described above.

In step (1) of Reaction Scheme XI, a 1*H*-imidazo[4,5-*c*][1,5]naphthyridine of Formula LXIII is oxidized and then aminated to provide a 1*H*-imidazo[4,5-*c*][1,5]naphthyridin-4-amine of Formula LXIV. The reaction can be carried out as described in steps (7) and (8) of Reaction Scheme I.

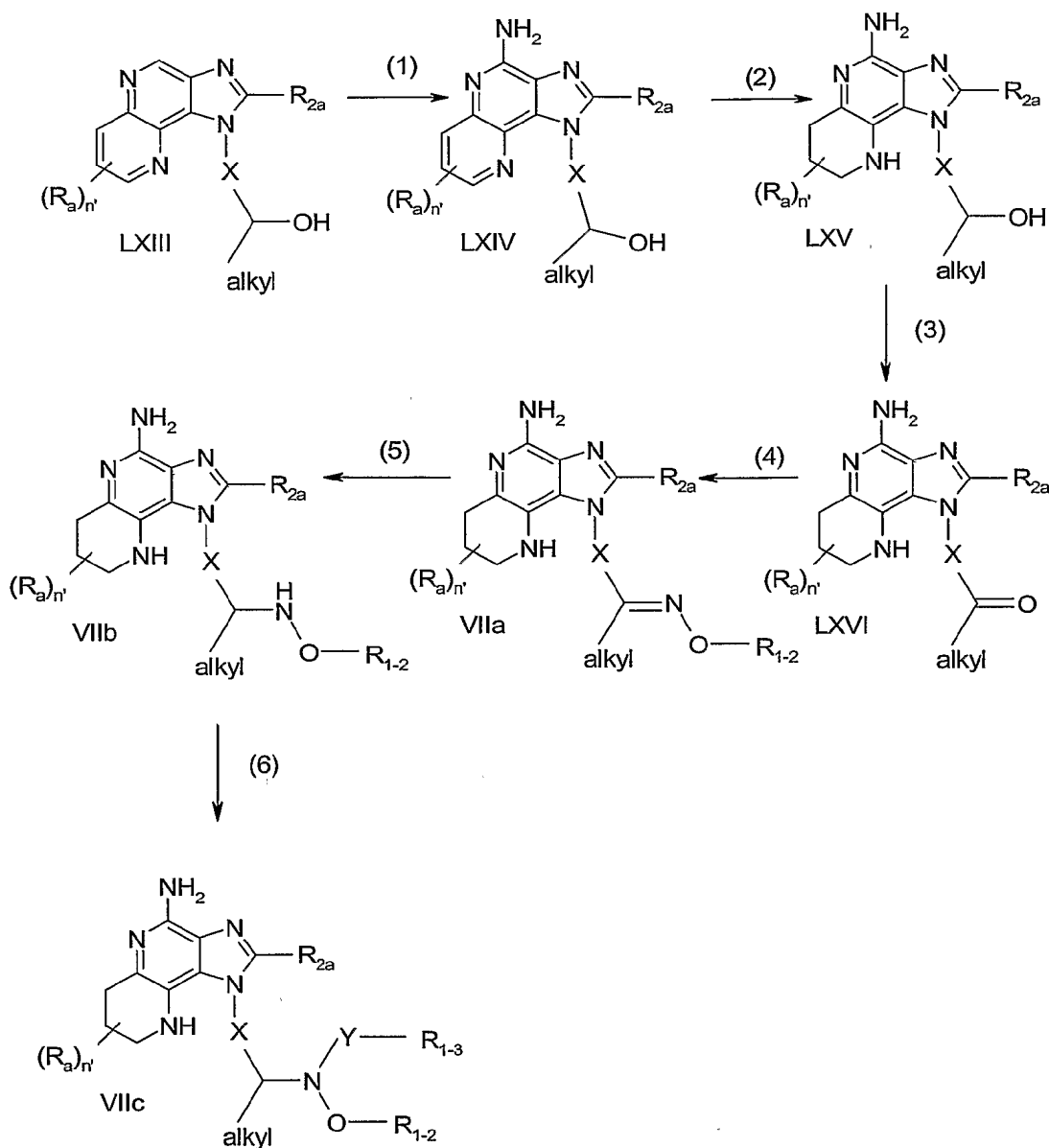
5 Compounds of Formula LXIII can be prepared as described in steps (1) through (3) of Reaction Scheme I using 4-chloro-3-nitro[1,5]naphthyridine in lieu of 4-chloro-3-nitroquinoline.

In step (2) of Reaction Scheme XI, a 1*H*-imidazo[4,5-*c*][1,5]naphthyridin-4-amine of Formula LXIV is reduced to provide a 6,7,8,9-tetrahydro-1*H*-imidazo[4,5-*c*][1,5]naphthyridin-4-amine of Formula LXV. The reduction can be carried out as described in step (2) of Reaction Scheme IX.

10 In step (3) of Reaction Scheme XI, the alcohol group of a 6,7,8,9-tetrahydro-1*H*-imidazo[4,5-*c*][1,5]naphthyridin-4-amine of Formula LXV is oxidized using mild conditions to provide a ketone substituted 6,7,8,9-tetrahydro-1*H*-imidazo[4,5-*c*][1,5]naphthyridin-4-amine of Formula LXVI. The reaction can be carried out using Dess-Martin oxidation conditions as described in step (6) of Reaction Scheme X.

15 Steps (4), (5), and (6) can be carried out as described in steps (9), (10), and (11), respectively, of Reaction Scheme I to provide compounds of Formulas VIIa, VIIb, and VIIc. The products or pharmaceutically acceptable salts thereof can be isolated using conventional methods.

Reaction Scheme XI



5

Compounds of the invention can also be prepared according to Reaction Scheme XII.

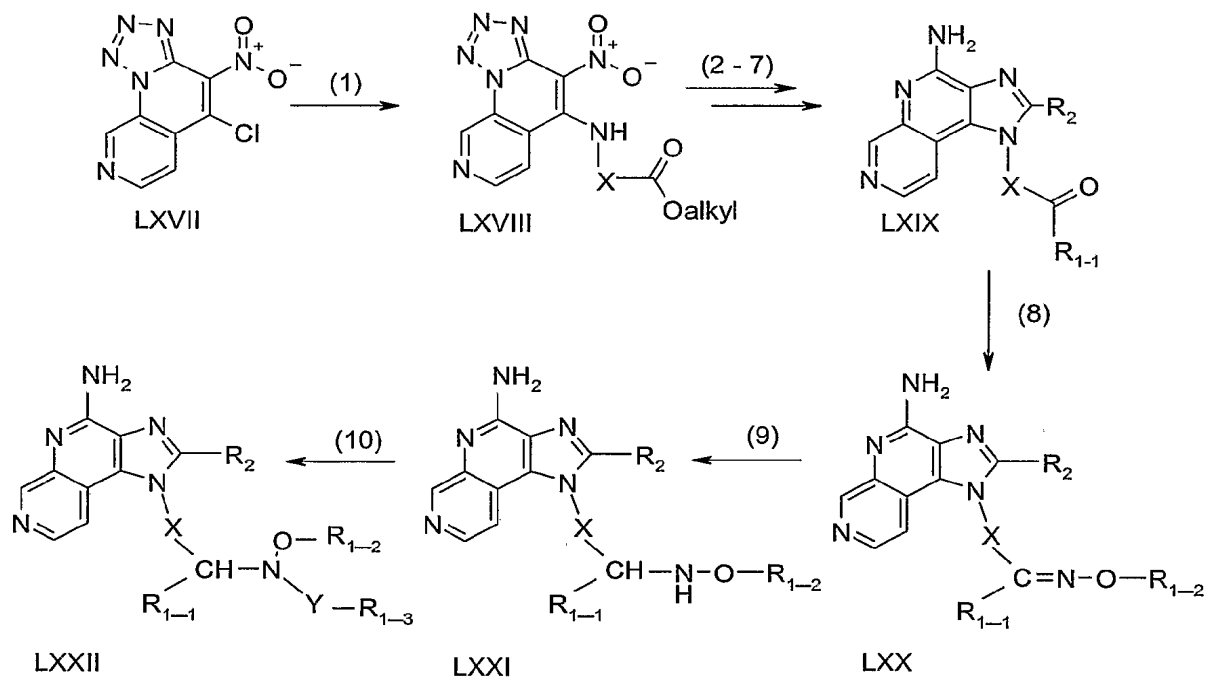
In step (1) of Reaction Scheme XII, a 5-chloro-4-nitrotetrazolo[1,5- α][1,7]naphthyridine of Formula LXVII is reacted with an amino ester of the
 10 Formula $H_2N-X-C(O)-O$ -alkyl or a hydrochloride salt thereof to provide an ester

substituted 4-nitrotetrazolo[1,5-*a*][1,7]naphthyridine of Formula LXVIII. The reaction can be carried out as described in step (1) of Reaction Scheme V. Compounds of Formula LXVII can be prepared using the synthetic methods described in U.S. Patent 6,194,425.

5 In steps 2 through 7 of Reaction Scheme XII, an ester substituted 4-nitrotetrazolo[1,5-*a*][1,7]naphthyridine of Formula LXVIII is converted to a ketone substituted 1*H*-imidazo[4,5-*c*][1,7]naphthyridin-4-amine of Formula LXIX. The reactions can be carried out as described for steps 3 through 8 of Reaction Scheme V.

10 Steps (8), (9), and (10) of Reaction Scheme XII can be carried out as described for steps (9), (10), and (11) respectively of Reaction Scheme I.

Reaction Scheme XII



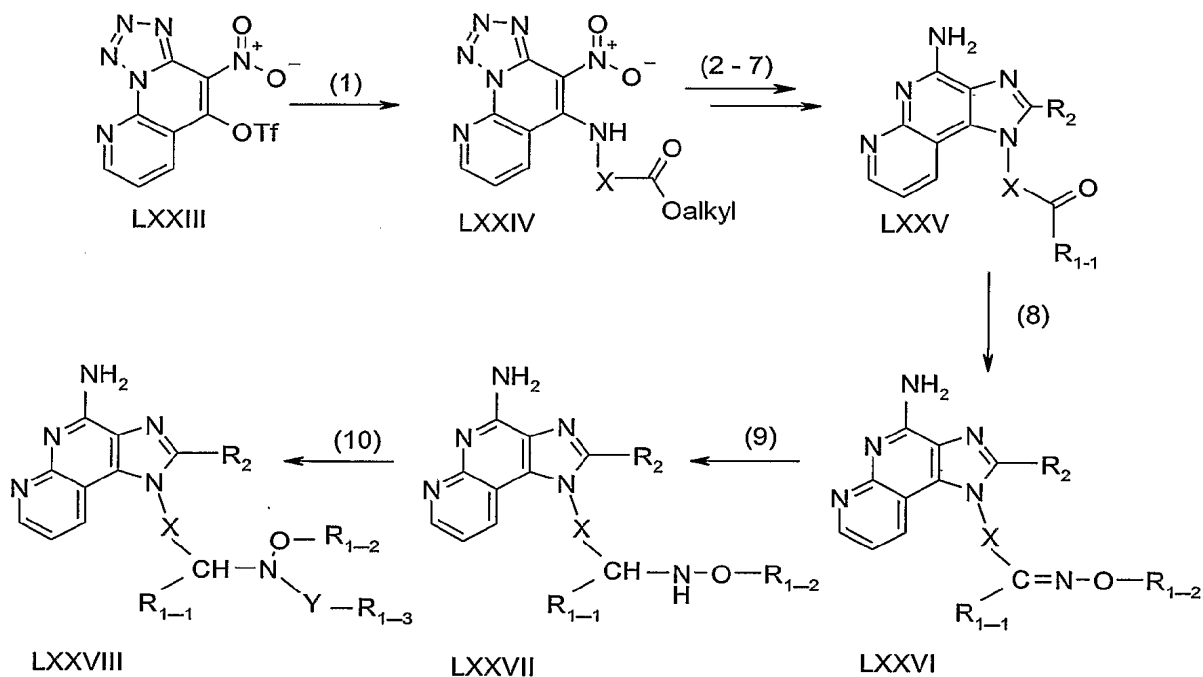
Compounds of the invention can also be prepared according to Reaction Scheme XIII wherein -OTf is a trifluoromethanesulfonate group.

In step (1) of Reaction Scheme XIII, a 4-nitrotetrazolo[1,5-*a*][1,8]naphthyridine of Formula LXXIII is reacted with an amino ester of the Formula $H_2N-X-C(O)-O\text{-alkyl}$ or a hydrochloride salt thereof to provide an ester substituted 4-nitrotetrazolo[1,5-*a*][1,8]naphthyridine of Formula LXXIV. The reaction can be carried out as described in step (1) of Reaction Scheme V. Compounds of Formula LXXIII can be prepared using the synthetic methods described in U.S. Patent 6,194,425.

Steps 2 through 10 of Reaction Scheme XIII can be carried out as described for steps 2 through 10 of Reaction Scheme XII.

10

Reaction Scheme XIII



15

Compounds of the invention can also be prepared according to Reaction Scheme XIV wherein Bz is benzyl, E' is carbon (imidazoquinoline ring) or nitrogen (imidazonaphthyridine ring), R_{3b} is $-O-R_{4b}$, $-O-X'-R_4$, $-O-X'-Y'-R_4$, or $-O-X'-R_5$; wherein R_4 , R_5 , X' and Y' are as defined above, and R_{4b} is aryl or heteroaryl where the aryl or heteroaryl groups can be unsubstituted or substituted as defined in R_4 above.

20

In step (1) of Reaction Scheme XIV, an aniline or aminopyridine of Formula LXXIX is treated with the condensation product generated from 2,2-dimethyl-1,3-dioxane-4,6-dione (Meldrum's acid) and triethyl orthoformate to provide an imine of Formula LXXX. The reaction can be conveniently carried out by adding a solution of an aniline or aminopyridine of Formula LXXIX to a heated mixture of Meldrum's acid and triethyl orthoformate and heating the reaction at an elevated temperature. The product can be isolated using conventional methods. Many anilines and aminopyridines of Formula LXXIX are commercially available; others can be prepared by known synthetic methods. For example, benzyloxy pyridines of Formula LXXIX can be prepared using the method of Holladay et al., *Biorg. Med. Chem. Lett.*, 8, pp. 2797-2802, (1998).

In step (2) of Reaction Scheme XIV, an imine of Formula LXXX undergoes thermolysis and cyclization to provide a compound of Formula LXXXI. The reaction is conveniently carried out in a medium such as DOWTHERM A heat transfer fluid at a temperature between 200 and 250 °C. The product can be isolated using conventional methods.

In step (3) of Reaction Scheme XIV, a compound of Formula LXXXI is nitrated under conventional nitration conditions to provide a compound of Formula LXXXII. The reaction is conveniently carried out by adding nitric acid to the compound of Formula LXXXI in a suitable solvent such as propionic acid and heating the mixture at an elevated temperature. The product can be isolated using conventional methods.

In step (4) of Reaction Scheme XIV, a 3-nitro[1,5]naphthyridin-4-ol or 3-nitroquinolin-4-ol of Formula LXXXII is chlorinated using conventional chlorination chemistry to provide a 4-chloro-3-nitro[1,5]naphthyridine or 4-chloro-3-nitroquinoline of Formula LXXXIII. The reaction is conveniently carried out by treating the compound of Formula LXXXII with phosphorous oxychloride in a suitable solvent such as *N,N*-dimethylformamide (DMF). The reaction can be carried out at ambient temperature or at an elevated temperature such as 100 °C, and the product can be isolated using conventional methods.

In steps (5) through (12) of Reaction Scheme XIV, a 4-chloro-3-nitro[1,5]naphthyridine or 4-chloro-3-nitroquinoline of Formula LXXXIII is

converted to a ketone substituted 1*H*-imidazo[4,5-*c*]quinolin-4-amine or ketone substituted 1*H*-imidazo[4,5-*c*][1,5]naphthyridin-4-amine of Formula LXXXIV. The reactions can be carried out as described for steps (1) through (8) of Reaction Scheme I.

5 In step (13) of Reaction Scheme XIV, the benzyl group in a benzyloxy-substituted 1*H*-imidazo[4,5-*c*][1,5]naphthyridin-4-amine or 1*H*-imidazo[4,5-*c*]quinolin-4-amine of Formula LXXXIV is cleaved to provide a hydroxy substituted compound of Formula LXXXV. The cleavage is conveniently carried out on a Parr apparatus under hydrogenolysis conditions using a suitable
10 heterogeneous catalyst such as palladium or platinum on carbon in a solvent such as ethanol. Alternatively, the reaction can be carried out by transfer hydrogenation in the presence of a suitable hydrogenation catalyst. The transfer hydrogenation is conveniently carried out by adding ammonium formate to a solution of a compound of Formula LXXXIV in a suitable solvent such as
15 ethanol in the presence of a catalyst such as palladium on carbon. The reaction is carried out at an elevated temperature, for example, the refluxing temperature of the solvent.

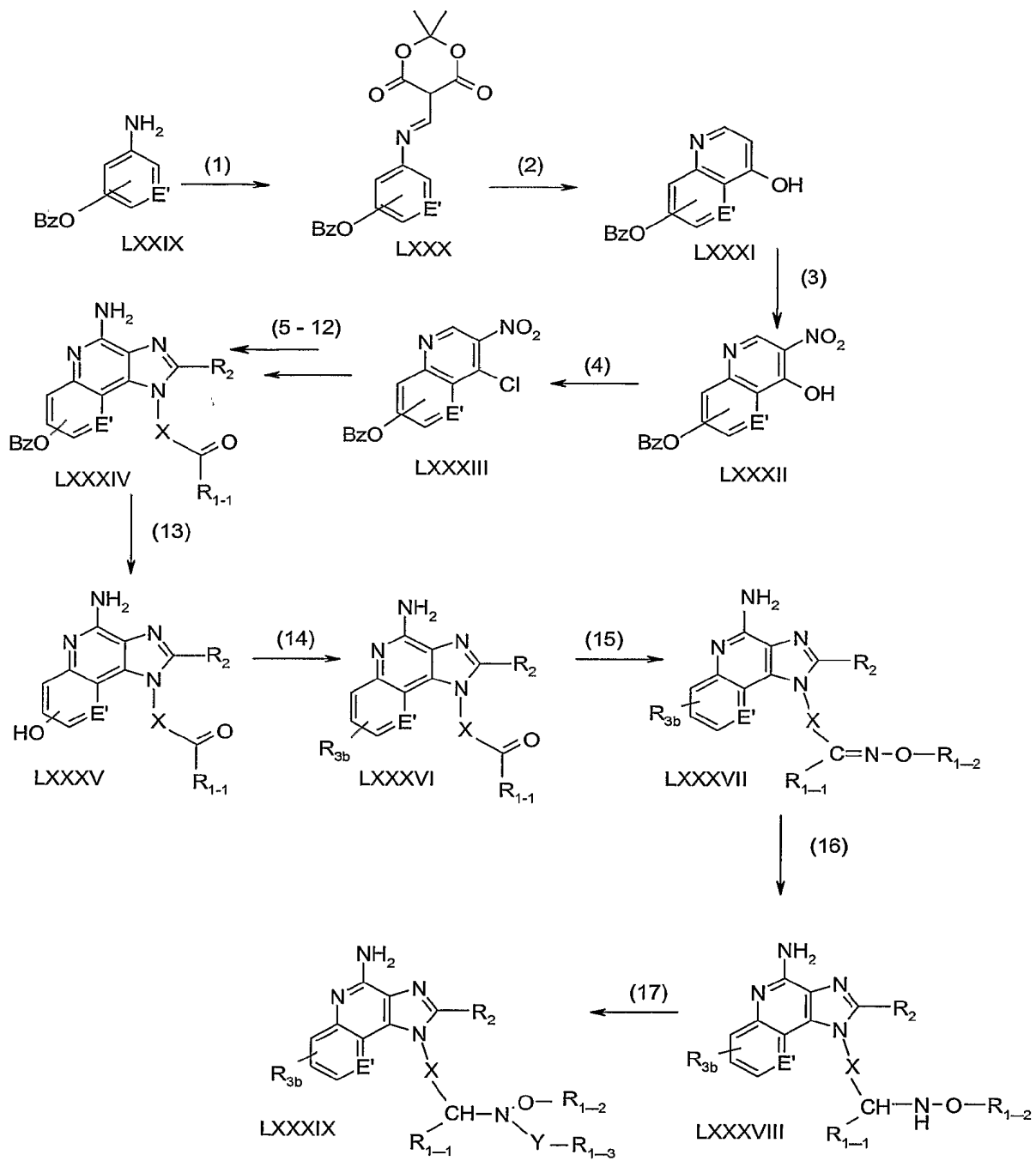
 In step (14) of Reaction Scheme XIV, a hydroxy-substituted compound of Formula LXXXV is converted to an ether-substituted compound of Formula
20 LXXXVI using a Williamson-type ether synthesis. The reaction is effected by treating a compound of Formula LXXXV with an aryl or alkyl halide of Formula Halide-R_{4b}, Halide-alkylene-R₄, Halide-alkylene-Y'-R₄ or Halide-alkylene-R₅ in the presence of a base. Numerous alkyl or aryl halides of these formulas are commercially available, including substituted benzyl bromides and chlorides,
25 substituted or unsubstituted alkyl or arylalkylenyl bromides and chlorides, and substituted fluorobenzenes. Other alkyl or aryl halides of these Formulas can be prepared using conventional synthetic methods. The reaction is conveniently carried out by combining a reagent of Formula Halide-R_{4b}, Halide-alkylene-R₄, Halide-alkylene-Y'-R₄ or Halide-alkylene-R₅ with a hydroxy-substituted
30 compound of Formula LXXXV in a solvent such as DMF in the presence of a suitable base such as cesium carbonate. Optionally, catalytic tetrabutylammonium bromide can be added. The reaction can be carried out at

ambient temperature or at an elevated temperature, for example 65 °C or 85 °C, depending on the reactivity of the aryl or alkyl halide.

Alternatively, step (14) may be carried out using the Ullmann ether synthesis, in which an alkali metal aryloxide of a compound of Formula
5 LXXXV reacts with an aryl halide in the presence of copper salts, to provide a compound of Formula LXXXVI, where R_{3b} is $-O-R_{4b}$, $-O-X'-R_4$, or $-O-X'-Y'-R_4$, wherein X' is an arylene or heteroarylene. Numerous substituted and unsubstituted aryl halides are commercially available; others can be prepared using conventional methods.

10 Steps (15), (16), and (17) of Reaction Scheme XIV can be carried out as described for steps (9), (10), and (11) respectively of Reaction Scheme I.

Reaction Scheme XIV



Compounds of the invention can also be prepared using variations of the synthetic routes shown in Reaction Schemes I through XI that would be apparent to one of skill in the art. For example, the synthetic route shown in Reaction Scheme X for the preparation of quinolines having a R_{3a} substituent can be used to prepare [1,5]naphthyridines having a R_{3a} substituent by using a bromo substituted 4-chloro-3-nitro[1,5]naphthyridine in lieu of the bromo substituted 4-chloro-3-nitroquinoline. Compounds of the invention can also be prepared using the synthetic routes described in the EXAMPLES below.

10 Pharmaceutical Compositions and Biological Activity

Pharmaceutical compositions of the invention contain a therapeutically effective amount of a compound or salt of the invention as described above in combination with a pharmaceutically acceptable carrier.

The terms "a therapeutically effective amount" and "effective amount" mean an amount of the compound or salt sufficient to induce a therapeutic or prophylactic effect, such as cytokine induction, immunomodulation, antitumor activity, and/or antiviral activity. Although the exact amount of active compound or salt used in a pharmaceutical composition of the invention will vary according to factors known to those of skill in the art, such as the physical and chemical nature of the compound or salt, the nature of the carrier, and the intended dosing regimen, it is anticipated that the compositions of the invention will contain sufficient active ingredient to provide a dose of about 100 nanograms per kilogram (ng/kg) to about 50 milligrams per kilogram (mg/kg), preferably about 10 micrograms per kilogram (μg/kg) to about 5 mg/kg, of the compound or salt to the subject. A variety of dosage forms may be used, such as tablets, lozenges, capsules, parenteral formulations, syrups, creams, ointments, aerosol formulations, transdermal patches, transmucosal patches and the like.

The compounds or salts of the invention can be administered as the single therapeutic agent in the treatment regimen, or the compounds or salts of the invention may be administered in combination with one another or with other active agents, including additional immune response modifiers, antivirals, antibiotics, antibodies, proteins, peptides, oligonucleotides, etc.

Compounds or salts of the invention have been shown to induce and certain compounds or salts may inhibit the production of certain cytokines in experiments performed according to the tests set forth below. These results indicate that the compounds or salts are useful as immune response modifiers that can modulate the immune response in a number of different ways, rendering them useful in the treatment of a variety of disorders.

Cytokines whose production may be induced by the administration of compounds or salts of the invention generally include interferon- α (IFN- α) and/or tumor necrosis factor- α (TNF- α) as well as certain interleukins (IL).

Cytokines whose biosynthesis may be induced by compounds or salts of the invention include IFN- α , TNF- α , IL-1, IL-6, IL-10 and IL-12, and a variety of other cytokines. Among other effects, these and other cytokines can inhibit virus production and tumor cell growth, making the compounds or salts useful in the treatment of viral diseases and neoplastic diseases. Accordingly, the invention provides a method of inducing cytokine biosynthesis in an animal comprising administering an effective amount of a compound or salt or composition of the invention to the animal. The animal to which the compound or salt or composition is administered for induction of cytokine biosynthesis may have a disease as described *infra*, for example a viral disease or a neoplastic disease, and administration of the compound or salt may provide therapeutic treatment. Alternatively, the compound or salt may be administered to the animal prior to the animal acquiring the disease so that administration of the compound or salt may provide a prophylactic treatment.

In addition to the ability to induce the production of cytokines, compounds or salts of the invention can affect other aspects of the innate immune response. For example, natural killer cell activity may be stimulated, an effect that may be due to cytokine induction. The compounds or salts may also activate macrophages, which in turn stimulate secretion of nitric oxide and the production of additional cytokines. Further, the compounds or salts may cause proliferation and differentiation of B-lymphocytes.

Compounds or salts of the invention can also have an effect on the acquired immune response. For example, the production of the T helper type 1

(T_H1) cytokine IFN- γ may be induced indirectly and the production of the T helper type 2 (T_H2) cytokines IL-4, IL-5 and IL-13 may be inhibited upon administration of the compounds or salts.

5 Other cytokines whose production may be inhibited by the administration of compounds or salts of the invention include tumor necrosis factor- α (TNF- α). Among other effects, inhibition of TNF- α production can provide prophylaxis or therapeutic treatment of TNF- α mediated diseases in animals, making the compounds or salts useful in the treatment of, for example, autoimmune diseases. Accordingly, the invention provides a method of inhibiting TNF- α biosynthesis in an animal comprising administering an effective amount of a
10 compound or salt or composition of the invention to the animal. The animal to which the compound or salt or composition is administered for inhibition of TNF- α biosynthesis may have a disease as described *infra*, for example an autoimmune disease, and administration of the compound or salt may provide
15 therapeutic treatment. Alternatively, the compound or salt may be administered to the animal prior to the animal acquiring the disease so that administration of the compound or salt may provide a prophylactic treatment.

Whether for prophylaxis or therapeutic treatment of a disease, and whether for effecting innate or acquired immunity, the compound or salt or
20 composition may be administered alone or in combination with one or more active components as in, for example, a vaccine adjuvant. When administered with other components, the compound or salt and other component or components may be administered separately; together but independently such as in a solution; or together and associated with one another such as (a) covalently
25 linked or (b) non-covalently associated; e.g., in a colloidal suspension.

Conditions for which compounds or salts identified herein may be used as treatments include, but are not limited to:

(a) viral diseases such as, for example, diseases resulting from infection by an adenovirus, a herpesvirus (e.g., HSV-I, HSV-II, CMV, or VZV), a
30 poxvirus (e.g., an orthopoxvirus such as variola or vaccinia, or molluscum contagiosum), a picornavirus (e.g., rhinovirus or enterovirus), an orthomyxovirus (e.g., influenza virus), a paramyxovirus (e.g., parainfluenza virus, mumps virus,

measles virus, and respiratory syncytial virus (RSV)), a coronavirus (e.g., SARS), a papovavirus (e.g., papillomaviruses, such as those that cause genital warts, common warts, or plantar warts), a hepadnavirus (e.g., hepatitis B virus), a flavivirus (e.g., hepatitis C virus or Dengue virus), or a retrovirus (e.g., a lentivirus such as HIV);

(b) bacterial diseases such as, for example, diseases resulting from infection by bacteria of, for example, the genus *Escherichia*, *Enterobacter*, *Salmonella*, *Staphylococcus*, *Shigella*, *Listeria*, *Aerobacter*, *Helicobacter*, *Klebsiella*, *Proteus*, *Pseudomonas*, *Streptococcus*, *Chlamydia*, *Mycoplasma*, *Pneumococcus*, *Neisseria*, *Clostridium*, *Bacillus*, *Corynebacterium*, *Mycobacterium*, *Campylobacter*, *Vibrio*, *Serratia*, *Providencia*, *Chromobacterium*, *Brucella*, *Yersinia*, *Haemophilus*, or *Bordetella*;

(c) other infectious diseases, such chlamydia, fungal diseases including but not limited to candidiasis, aspergillosis, histoplasmosis, cryptococcal meningitis, or parasitic diseases including but not limited to malaria, pneumocystis carinii pneumonia, leishmaniasis, cryptosporidiosis, toxoplasmosis, and trypanosome infection;

(d) neoplastic diseases, such as intraepithelial neoplasias, cervical dysplasia, actinic keratosis, basal cell carcinoma, squamous cell carcinoma, renal cell carcinoma, Kaposi's sarcoma, melanoma, leukemias including but not limited to myelogenous leukemia, chronic lymphocytic leukemia, multiple myeloma, non-Hodgkin's lymphoma, cutaneous T-cell lymphoma, B-cell lymphoma, and hairy cell leukemia, and other cancers;

(e) T_H2-mediated, atopic diseases, such as atopic dermatitis or eczema, eosinophilia, asthma, allergy, allergic rhinitis, and Ommen's syndrome;

(f) certain autoimmune diseases such as systemic lupus erythematosus, essential thrombocythaemia, multiple sclerosis, discoid lupus, alopecia areata; and

(g) diseases associated with wound repair such as, for example, inhibition of keloid formation and other types of scarring (e.g., enhancing wound healing, including chronic wounds).

Additionally, compounds or salts of the present invention may be useful as a vaccine adjuvant for use in conjunction with any material that raises either humoral and/or cell mediated immune response, such as, for example, live viral, bacterial, or parasitic immunogens; inactivated viral, tumor-derived, protozoal, organism-derived, fungal, or bacterial immunogens, toxoids, toxins; self-antigens; polysaccharides; proteins; glycoproteins; peptides; cellular vaccines; DNA vaccines; autologous vaccines; recombinant proteins; and the like, for use in connection with, for example, BCG, cholera, plague, typhoid, hepatitis A, hepatitis B, hepatitis C, influenza A, influenza B, parainfluenza, polio, rabies, measles, mumps, rubella, yellow fever, tetanus, diphtheria, hemophilus influenza b, tuberculosis, meningococcal and pneumococcal vaccines, adenovirus, HIV, chicken pox, cytomegalovirus, dengue, feline leukemia, fowl plague, HSV-1 and HSV-2, hog cholera, Japanese encephalitis, respiratory syncytial virus, rotavirus, papilloma virus, yellow fever, and Alzheimer's Disease.

Compounds or salts of the present invention may be particularly helpful in individuals having compromised immune function. For example, compounds or salts may be used for treating the opportunistic infections and tumors that occur after suppression of cell mediated immunity in, for example, transplant patients, cancer patients and HIV patients.

Thus, one or more of the above diseases or types of diseases, for example, a viral disease or a neoplastic disease may be treated in an animal in need thereof (having the disease) by administering a therapeutically effective amount of a compound or salt of the invention to the animal.

An amount of a compound or salt effective to induce or inhibit cytokine biosynthesis is an amount sufficient to cause one or more cell types, such as monocytes, macrophages, dendritic cells and B-cells to produce an amount of one or more cytokines such as, for example, IFN- α , TNF- α , IL-1, IL-6, IL-10 and IL-12 that is increased (induced) or decreased (inhibited) over a background level of such cytokines. The precise amount will vary according to factors known in the art but is expected to be a dose of about 100 ng/kg to about 50 mg/kg, preferably about 10 μ g/kg to about 5 mg/kg. The invention also provides a method of treating a viral infection in an animal and a method of treating a

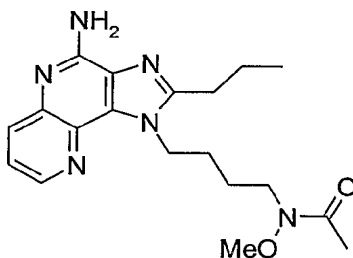
neoplastic disease in an animal comprising administering an effective amount of a compound or salt or composition of the invention to the animal. An amount effective to treat or inhibit a viral infection is an amount that will cause a reduction in one or more of the manifestations of viral infection, such as viral lesions, viral load, rate of virus production, and mortality as compared to untreated control animals. The precise amount that is effective for such treatment will vary according to factors known in the art but is expected to be a dose of about 100 ng/kg to about 50 mg/kg, preferably about 10 μ g/kg to about 5 mg/kg. An amount of a compound or salt effective to treat a neoplastic condition is an amount that will cause a reduction in tumor size or in the number of tumor foci. Again, the precise amount will vary according to factors known in the art but is expected to be a dose of about 100 ng/kg to about 50 mg/kg, preferably about 10 μ g/kg to about 5 mg/kg.

EXAMPLES

Objects and advantages of this invention are further illustrated by the following examples, but the particular materials and amounts thereof recited in these examples, as well as other conditions and details, should not be construed to unduly limit this invention.

Example 1

N-[4-(4-Amino-2-propyl-1*H*-imidazo[4,5-*c*]-1,5-naphthyridin-1-yl)butyl]-*N*-methoxyacetamide



Part A

Phosphorus oxychloride (38 mL, 408 mmol) was added dropwise over a period of 70 minutes to a stirred suspension of 4-hydroxy-3-

nitro[1,5]naphthyridine (60 g, 313.9 mmol). The orange suspension was stirred at ambient temperature for 5 hours and then poured into ice water (1.9 L) and stirred for 30 minutes. The solid was isolated by filtration, washed with water (3 x 200 mL), and then dissolved in dichloromethane (1.2 L). The solution was
5 dried over magnesium sulfate, filtered, and concentrated under reduced pressure to provide 61.1 g of 4-chloro-3-nitro[1,5]naphthyridine as an orange solid.

Part B

Triethylamine (3.9 mL, 27.9 mmol, 1.2 eq) was added to a suspension of 4-chloro-3-nitro[1,5]naphthyridine (4.87 g, 23.3 mmol, 1.0 eq) in
10 dichloromethane (100 mL). The resulting solution was cooled to 5 °C and 4,4-diethoxybutylamine (5.36 mL, 27.9 mmol, 1.2 eq) was added dropwise over a period of 5 minutes. The reaction mixture was allowed to stir at ambient temperature for 2 hours and then diluted with saturated aqueous sodium bicarbonate (100 mL). The phases were separated and the aqueous phase was
15 extracted with dichloromethane (2 x 50 mL). The combined organics were dried over magnesium sulfate, filtered, and then concentrated under reduced pressure to provide 7.93 g of (4,4-diethoxybutyl)(3-nitro[1,5] naphthyridin-4-yl)-amine as a red solid.

Part C

Catalyst (0.78 g of 5% platinum on carbon) was added to a suspension of
20 (4,4-diethoxybutyl)(3-nitro[1,5] naphthyridin-4-yl)amine (7.8 g, 23.3 mmol) in ethyl acetate (100 mL). The mixture was placed under hydrogen pressure ((30 psi (2.1 x 10⁵ Pa)) for 2 hours. The reaction mixture was filtered through a layer of CELITE filter aid and the filter cake was rinsed with ethyl acetate (40 mL).
25 The filtrate was concentrated under reduced pressure to provide *N*⁴-(4,4-diethoxybutyl)[1,5]naphthyridine-3,4-diamine as a thick yellow oil which was carried on to the next without further purification.

Part D

Trimethyl orthobutyrate (4.8 mL, 30.3 mmol, 1.3 eq) and pyridine
30 hydrochloride (0.14 g, 1.2 mmol, 0.05 eq) were added sequentially to *N*⁴-(4,4-diethoxybutyl)[1,5]naphthyridine-3,4-diamine (7.09 g, 23.3 mmol) in toluene (90 mL) and heated to reflux for 2 hours. The reaction mixture was allowed to

cool to ambient temperature and was concentrated under reduced pressure. The residue was dissolved in dichloromethane (120 mL) and washed with saturated aqueous sodium bicarbonate (100 mL). The aqueous wash was extracted with dichloromethane (2 x 25 mL). The combined organics were dried over
5 magnesium sulfate, filtered, and then concentrated under reduced pressure to provide 8.83 g of *N*⁴-(4,4-diethoxybutyl)-2-propyl-1*H*-imidazo[4,5-*c*][1,5]naphthyridine as an orange oil.

Part E

At ambient temperature, 6M hydrochloric acid (2 mL) was added to a
10 solution of *N*⁴-(4,4-diethoxybutyl)-2-propyl-1*H*-imidazo[4,5-*c*][1,5]naphthyridine (7.24 g, 20.3 mmol) in tetrahydrofuran (52.5 mL) and water (17.5 mL) and stirred for 1 hour. Analysis by high performance liquid chromatography (HPLC) indicated the reaction was incomplete. An additional amount of 6M hydrochloric acid (3 mL) was added to the mixture, which was
15 stirred for an additional 2 hours. The reaction mixture was adjusted to a pH of 7 with potassium carbonate and concentrated under reduced pressure. The residue was dissolved in dichloromethane (100 mL) and brine (50 mL) and the phases were separated. The aqueous phase was extracted with dichloromethane (25 mL) and the combined organics were dried over magnesium sulfate, filtered, and
20 concentrated under reduced pressure to afford 6.23 g of 4-(2-propyl-1*H*-imidazo[4,5-*c*][1,5]naphthyridin-1-yl)butyraldehyde as a yellow oil.

Part F

Methoxylamine hydrochloride (3.39 g, 40.6 mmol, 2 eq) and 6M sodium hydroxide solution (7.5 mL, 44.7 mmol, 2.2 eq) were added sequentially to a
25 solution of 4-(2-propyl-1*H*-imidazo[4,5-*c*][1,5]naphthyridin-1-yl)butyraldehyde (5.73 g, 20.3 mmol, 1 eq) in methanol (80 mL) and stirred overnight. The mixture was concentrated under reduced pressure and the residue was dissolved in dichloromethane (100 mL) and water (60 mL). The pH of the mixture was adjusted to 7 and the layers were separated. The aqueous layer was extracted
30 with dichloromethane (2 x 20 mL) and the combined organics were washed with brine (75 mL), dried over magnesium sulfate, filtered, and concentrated under reduced pressure to afford 6.45 g of 4-(2-propyl-1*H*-imidazo[4,5-

c][1,5]naphthyridin-1-yl)butyraldehyde O-methyloxime as an orange oil with an E/Z ratio of 77:23. The material was used in subsequent steps without any further purification.

Part G

5 3-Chloroperoxybenzoic acid (3.43 g of 70%, 19.9 mmol, 2.0 eq) was added to a solution of 4-(2-propyl-1*H*-imidazo[4,5-*c*][1,5]naphthyridin-1-yl)butyraldehyde O-methyloxime (3.1 g, 9.96 mmol, 1.0 eq) in chloroform (45 mL). The reaction was stirred at ambient temperature for one hour. Analysis by thin layer chromatography indicated that the reaction was incomplete so
10 additional 3-chloroperoxybenzoic acid (0.70 g) was added. After one additional hour of stirring, ammonium hydroxide (12 mL of 15M) and *p*-toluenesulfonyl chloride (2.1 g, 11 mmol, 1.1 eq) were added dropwise. The reaction mixture was stirred for an additional hour, filtered to remove the resulting white solid, and diluted with dichloromethane (60 mL) and saturated aqueous sodium
15 bicarbonate (75 mL). The phases were separated and the aqueous phase was extracted with dichloromethane (2 x 20 mL). The combined organics were dried over magnesium sulfate, filtered, and then concentrated under reduced pressure to provide a dark orange oil. The material was triturated with acetonitrile to afford 0.94 g of 4-(4-amino-2-propyl-1*H*-imidazo[4,5-*c*][1,5]naphthyridin-1-yl)butyraldehyde O-methyloxime as a tan solid material. The filtrate from the
20 trituration was purified by BIOTAGE HORIZON High-Performance Flash Chromatography (HPFC) instrument (eluting with chloroform/methanol/ammonium hydroxide (CMA) (80/18/2):chloroform ranging in ratios from 0:100 to 25:75) to provide an additional 0.84 g of product.

25 Part H

Sodium cyanoborohydride (0.54 g, 8.64 mmol, 3 eq) and acetic acid (7 mL) were added to a solution of 4-(4-amino-2-propyl-1*H*-imidazo[4,5-*c*][1,5]naphthyridin-1-yl)butyraldehyde O-methyloxime (0.94 g, 2.88 mmol, 1 eq) in methanol (7 mL) and stirred at ambient temperature for 20 minutes. The
30 reaction mixture was concentrated under reduced pressure and diluted with dichloromethane (60 mL) and saturated aqueous sodium bicarbonate (40 mL). The phases were separated and the aqueous phase was adjusted to pH ~8 with

solid sodium bicarbonate and extracted with dichloromethane (2 x 20 mL). The combined organics were dried over magnesium sulfate, filtered, and then concentrated under reduced pressure to provide 1.01 g of 1-[4-(methoxyamino)butyl]-2-propyl-1*H*-imidazo[4,5-*c*]-1,5-naphthyridin-4-amine as a yellow solid.

5

Part I

Triethylamine (0.24 mL, 1.69 mmol, 1.2 eq) was added to 1-[4-(methoxyamino)butyl]-2-propyl-1*H*-imidazo[4,5-*c*]-1,5-naphthyridin-4-amine (0.46 g, 1.41 mmol, 1.0 eq) in dichloromethane (6 mL) and cooled to 0 °C.

10

Acetic anhydride (0.13 mL, 1.41 mmol, 1.0 eq) was added dropwise and the reaction mixture was stirred for 1 hour. The reaction was then diluted with dichloromethane (40 mL) and saturated aqueous sodium bicarbonate (30 mL).

The phases were separated and the aqueous phase was extracted with dichloromethane (20 mL). The combined organics were dried over magnesium sulfate, filtered, and concentrated to afford a yellow solid, which was purified by HPFC (silica gel eluting with 0-25% CMA in chloroform) to afford 0.49 g of a pale yellow substance. The material was dissolved in acetonitrile (10 mL), sonicated for 2 minutes, filtered, and dried under vacuum at 100 °C for 24 hours to afford 0.278 g of *N*-[4-(4-amino-2-propyl-1*H*-imidazo[4,5-

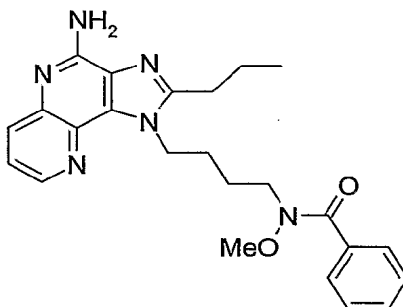
15

c][1,5]naphthyridin-1-yl)butyl]-*N*-methoxyacetamide as off-white needles, mp 155-156 °C. Anal. calcd for C₁₉H₂₆N₆O₂: C, 61.60; H, 7.07; N, 22.69. Found: C, 61.58; H, 7.31; N, 22.64.

20

Example 2

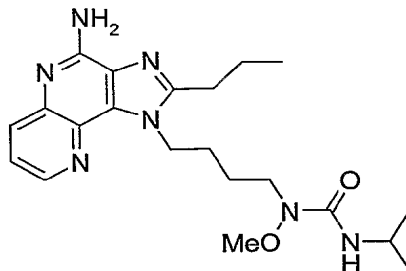
N-[4-(4-Amino-2-propyl-1*H*-imidazo[4,5-*c*][1,5]naphthyridin-1-yl)butyl]-*N*-methoxybenzamide



5 Triethylamine (0.32 mL, 2.29 mmol, 1.2 eq) was added to a solution of
 1-[4-(methoxyamino)butyl]-2-propyl-1*H*-imidazo[4,5-*c*]-1,5-naphthyridin-4-
 amine (0.626 g, 1.91 mmol, 1.0 eq), prepared as described in Parts A-H of
 Example 1, in dichloromethane (10 mL) and cooled to -8 °C. Benzoyl chloride
 (0.22 mL, 1.91 mmol, 1.0 eq) was added dropwise and the reaction mixture was
 10 stirred for 2 hours. The reaction was then diluted with dichloromethane (80 mL)
 and saturated aqueous sodium bicarbonate (40 mL). The phases were separated
 and the aqueous phase was extracted with dichloromethane (30 mL). The
 combined organics were dried over magnesium sulfate, filtered, concentrated,
 and purified by HPFC (silica gel eluting with 0-25% CMA in chloroform) to
 15 afford 0.47 g of a pale yellow substance. The material was dissolved in
 acetonitrile, sonicated, filtered, and dried under vacuum at 100 °C for 24 hours
 to afford 0.225 g of *N*-[4-(4-amino-2-propyl-1*H*-imidazo[4,5-
c][1,5]naphthyridin-1-yl)butyl]-*N*-methoxybenzamide as off-white needles, mp
 125-127 °C. Anal. calcd for C₂₄H₂₈N₆O₂: C, 66.65; H, 6.53; N, 19.43. Found: C,
 20 66.43; H, 6.47; N, 19.60.

Example 3

N-[4-(4-Amino-2-propyl-1*H*-imidazo[4,5-*c*][1,5]naphthyridin-1-yl)butyl]-*N'*-isopropyl-*N*-methoxyurea

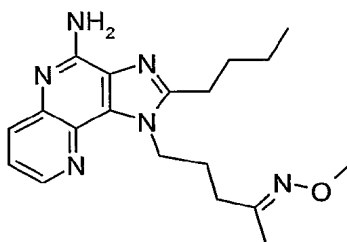


5 The general method of Example 2 was followed using isopropyl isocyanate (0.23 mL, 2.38 mmol, 1 eq) in lieu of benzoyl chloride. The reaction was allowed to slowly warm to 10 °C over 3 hours. Purification after HPFC by recrystallization from acetonitrile and subsequent drying at 100 °C under high vacuum afforded 0.504 g of *N*-[4-(4-amino-2-propyl-1*H*-imidazo[4,5-

10 *c*][1,5]naphthyridin-1-yl)butyl]-*N'*-isopropyl-*N*-methoxyurea as an off-white powder, mp 161-162 °C. Anal. calcd for C₂₁H₃₁N₇O₂: C, 61.00; H, 7.56; N, 23.71. Found: C, 60.82; H, 7.78; N, 24.00.

Example 4

15 5-(4-Amino-2-butyl-1*H*-imidazo[4,5-*c*][1,5]naphthyridin-1-yl)-pentan-2-one *O*-methyloxime



Part A

20 The preparation of 4-chloro-3-nitro[1,5]naphthyridine is described in Part A of Example 1. Ethyl 4-aminobutyrate hydrochloride (9.6 g, 57.3 mmol, 1.2 eq) was added to a suspension of 4-chloro-3-nitro[1,5]naphthyridine (10.0 g, 47.7 mmol, 1.0 eq) in dichloromethane (200 mL) and stirred at 5 °C. Triethylamine (16.6 mL, 119.3 mmol, 2.5 eq) was added and the reaction

mixture was stirred for 2 hours and allowed to warm to ambient temperature. The mixture was diluted with dichloromethane (200 mL) and washed with saturated aqueous sodium bicarbonate (2 x 150 mL). The phases were separated and the combined aqueous layers were extracted with chloroform (100 mL). The
5 combined organics were dried over magnesium sulfate, filtered, and concentrated under reduced pressure to afford 14.5 g of ethyl 4-[(3-nitro[1,5]naphthyridin-4-yl)amino]butyrate as a yellow solid.

Part B

Ethyl 4-[(3-nitro[1,5]naphthyridin-4-yl)amino]butyrate (8.47 g, 27.8
10 mmol, 1 eq) was combined in a pressure vessel with catalyst (0.85 g of 5% platinum on carbon), and ethyl acetate (140 mL). The reaction mixture was placed under hydrogen pressure ((30 psi, $(2.1 \times 10^5 \text{ Pa})$) for 3 hours. The reaction mixture was filtered through a layer of CELITE filter aid and the filter cake was washed with ethyl acetate (80 mL). The filtrate was concentrated
15 under reduced pressure to provide ethyl 4-[(3-amino[1,5]naphthyridin-4-yl)amino]butyrate as a thick, yellow oil.

Part C

Valeryl chloride (1.8 mL, 15.3 mmol, 1.1 eq) was added dropwise to a solution of ethyl 4-[(3-amino[1,5]naphthyridin-4-yl)amino]butyrate (3.8 g, 13.9
20 mmol, 1 eq) in dichloromethane (55 mL) and stirred for one hour. The reaction mixture was concentrated under reduced pressure and was dissolved in pyridine (55 mL). Pyridine hydrochloride (0.16 g, 1.39 mmol, 0.1 eq) was added and the reaction mixture was heated to reflux for 18 hours. The reaction mixture was concentrated under reduced pressure and diluted with dichloromethane (100 mL)
25 and saturated aqueous sodium bicarbonate (75 mL). The phases were separated and the aqueous phase was extracted with dichloromethane (2 x 30 mL). The combined organics were dried over magnesium sulfate, stirred over decolorizing charcoal, filtered through CELITE filter aid, concentrated under reduced pressure, and dried at 35 °C under high vacuum to afford 4.18 g of ethyl 4-(2-
30 butyl-1*H*-imidazo[4,5-*c*][1,5]naphthyridin-1-yl)butyrate as a brown solid.

Part D

Aqueous sodium hydroxide (6M, 4 mL, 24 mmol, 2 eq) was added to a solution of ethyl 4-(2-butyl-1*H*-imidazo[4,5-*c*][1,5]naphthyridin-1-yl)butyrate (4.1 g, 12.0 mmol, 1.0 eq) in ethanol (50 mL) and stirred overnight at ambient
5 temperature. The reaction mixture was concentrated under reduced pressure, dissolved in water (15 mL) and adjusted to a pH of 4. The precipitate was filtered and dried at 65 °C under vacuum to afford 3.53 g of 4-(2-butyl-1*H*-imidazo[4,5-*c*][1,5]naphthyridin-1-yl)butyric acid as a tan powder.

Part E

10 One drop of *N,N*-dimethylformamide (DMF) was added to a solution of 4-(2-butyl-1*H*-imidazo[4,5-*c*][1,5]naphthyridin-1-yl)butyric acid (3.53 g, 11.3 mmol, 1.0 eq) in dichloromethane (55 mL). Oxalyl chloride (3.0 mL, 33.9 mmol, 3.0 eq) was added dropwise over 5 minutes to the reaction mixture, which was subsequently stirred for 2 hours at ambient temperature. The mixture was
15 concentrated under reduced pressure to provide 4-(2-butyl-1*H*-imidazo[4,5-*c*][1,5]naphthyridin-1-yl)butyryl chloride.

Part F

The material from Part E (1.0 eq) was dissolved in dichloromethane (55 mL) and cooled to 0 °C. *N,O*-Dimethylhydroxylamine hydrochloride (1.65 g,
20 16.95 mmol, 1.5 eq) and triethylamine (4.7 mL, 33.9 mmol, 3 eq) were added sequentially to the reaction mixture. The reaction mixture was allowed to warm to ambient temperature and stirred for 3 hours, upon which time the mixture was diluted with dichloromethane (30 mL) and saturated aqueous sodium bicarbonate (50 mL). The aqueous layer was extracted with dichloromethane (25 mL) and
25 the combined organic layers were dried over magnesium sulfate, filtered, and concentrated under reduced pressure to afford 4.58 g of 4-(4-amino-2-butyl-1*H*-imidazo[4,5-*c*][1,5]naphthyridin-1-yl)-*N*-methoxy-*N*-methylbutanamide as a brown oil.

Part G

30 Methylmagnesium iodide (3M solution in tetrahydrofuran, 5.6 mL, 16.9 mmol, 1.5 eq) was added dropwise over 10 minutes to a chilled (0 °) solution of 4-(4-amino-2-butyl-1*H*-imidazo[4,5-*c*][1,5]naphthyridin-1-yl)-*N*-methoxy-*N*-

methylbutanamide (4.0 g, 11.25 mmol, 1 eq) in tetrahydrofuran (THF) (50 mL). The reaction mixture was stirred at ambient temperature for 4 hours, quenched with 1 M hydrochloric acid, and concentrated under reduced pressure. The residue was diluted with dichloromethane (75 mL) and saturated aqueous sodium bicarbonate (50 mL). The aqueous layer was extracted with dichloromethane (2 x 30 mL) and the combined organic layers were dried over magnesium sulfate, filtered, and concentrated under reduced pressure to produce 3.12 g of 5-(2-butyl-1*H*-imidazo[4,5-*c*][1,5]naphthyridin-1-yl)pentan-2-one as a tan solid.

10 Part H

3-Chloroperoxybenzoic acid (70% pure, 5.46 g, 22.16 mmol) (mCPBA) was added to a solution of 5-(2-butyl-1*H*-imidazo[4,5-*c*][1,5]naphthyridin-1-yl)pentan-2-one (3.44 g, 11.08 mmol, 1 eq) in chloroform (45 mL), and the reaction was stirred for one hour at ambient temperature and then cooled to 5 °C. Ammonium hydroxide (10 mL) and *p*-toluenesulfonyl chloride (2.32 g, 12.19 mmol, 1.1 eq) were sequentially added and the reaction mixture was stirred at 5 – 10 °C for 1 hour, filtered, and then diluted with dichloromethane (100 mL) and saturated aqueous sodium bicarbonate (75 mL). The aqueous layer was extracted with dichloromethane (2 x 30 mL) and the combined organic solutions were dried over magnesium sulfate, filtered, and concentrated under reduced pressure to provide a brown oil. The material was triturated with acetonitrile to afford 1.65 g of 5-(4-amino-2-butyl-1*H*-imidazo[4,5-*c*][1,5]naphthyridin-1-yl)pentan-2-one. The filtrate from the trituration was purified by BIOTAGE HORIZON High-Performance Flash Chromatography (HPFC) instrument (eluting with chloroform/methanol/ammonium hydroxide (CMA) (80/18/2):chloroform ranging in ratios from 0:100 to 25:75) and subjected to trituration again in acetonitrile to produce an additional 0.240 g of material as an off-white powder, mp 168-169 °C. Anal. calcd for C₁₈H₂₃N₅O: C, 66.44; H, 7.12; N, 21.52. Found: C, 66.19; H, 7.08; N, 21.22.

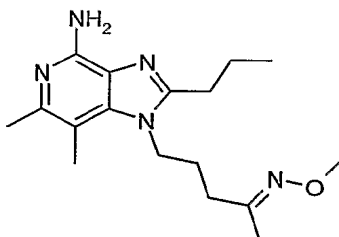
30 Part I

Methoxylamine hydrochloride (0.59 g, 21 mmol, 1.5 eq) was added to a solution of 5-(4-amino-2-butyl-1*H*-imidazo[4,5-*c*][1,5]naphthyridin-1-yl)pentan-

2-one (1.54 g, 4.73 mmol, 1 eq) in methanol (20 mL) and stirred overnight. The mixture was concentrated under reduced pressure and the residue was dissolved in dichloromethane (100 mL) and saturated aqueous sodium bicarbonate (75 mL). The aqueous layer was extracted with dichloromethane (2 x 25 mL) and
5 the combined organic layers were dried over magnesium sulfate, filtered, and concentrated under reduced pressure to afford a yellow solid. The material was subjected to HPFC (silica gel, eluting with 0-25% CMA in chloroform), triturated with hot acetonitrile, filtered, and dried at 100 °C under vacuum for 24
10 hours to afford 1.66 g of 5-(4-amino-2-butyl-1*H*-imidazo[4,5-*c*][1,5]naphthyridin-1-yl)pentan-2-one O-methyloxime as a white powder with an E/Z ratio of 80:20, mp 132-134 °C. Anal. calcd for C₁₉H₂₆N₆O: C, 64.38; H, 7.39; N, 23.71. Found: C, 64.19; H, 7.42; N, 23.76.

Example 5

15 5-(4-Amino-6,7-dimethyl-2-propyl-1*H*-imidazo[4,5-*c*]pyridine-1-yl)pentan-2-one O-methyloxime



Part A

2,4-Dichloro-5,6-dimethyl-3-nitropyridine (135.0 g, 0.488 mol) and ethyl
20 4-aminobutyrate hydrochloride (114.0 g, 0.683 mol) were triturated in *N,N*-dimethylformamide (675 mL) (DMF) at 0 °C. Triethylamine (272.6 mL, 1.95 mol) was added to generate a brown slurry. After 15 minutes, the reaction mixture was allowed to warm to ambient temperature and the reaction was stirred overnight. Analysis by ¹H NMR indicated the reaction was incomplete.
25 An additional amount of triethylamine (102.2 mL, 0.73 mol) and ethyl 4-aminobutyrate hydrochloride (35.28 g, 0.159 mol) in DMF (200 mL) were added to the reaction mixture and allowed to stir over an additional 24 hours. The incomplete reaction mixture was separated into 2 equal sized aliquots. Each

aliquot was combined with water (3 L) and stirred for 1 hour. The resulting precipitate in each flask was harvested by filtration and dried under reduced pressure. The crude product was recrystallized from ethyl acetate and filtered to yield 86.20 g of ethyl 4-[(2-chloro-5,6-dimethyl-3-nitropyridin-4-yl)amino]butyrate as a yellow granular solid.

Part B

Ethyl 4-[(2-chloro-5,6-dimethyl-3-nitropyridin-4-yl)amino]butyrate (86.2 g, 0.276 mol), sodium azide (35.49 g, 0.552 mol), and cerium chloride heptahydrate (50.86 g, 0.138 mol) were triturated in a 9:1 mixture of acetonitrile:water (1012 mL). The reaction mixture was stirred and heated to reflux for 18 hours. The reaction was filtered while still hot and the yellow filtrate was concentrated under reduced pressure to yield 90.94 g of crude product. The material was triturated at 95 °C with 360 mL ethyl acetate and filtered. The filtrate produced pale yellow crystals at ambient temperature to afford 64.3 g of ethyl 4-[(5,6-dimethyl-8-nitrotetrazolo[1,5-*a*]pyridin-7-yl)amino]butyrate as a yellow solid.

Part C

Ethyl 4-[(5,6-dimethyl-8-nitrotetrazolo[1,5-*a*]pyridin-7-yl)amino]butyrate (64.3 g, 0.198 mol) was mixed with acetonitrile (2 L), and catalytic 10% palladium on carbon was added. The mixture was placed on a hydrogenator for 72 hours and filtered through a layer of CELITE filter aid. The filtrate was concentrated under reduced pressure to yield 58.2 g of ethyl 4-[(8-amino-5,6-dimethyltetrazolo[1,5-*a*]pyridin-7-yl)amino]butyrate.

Part D

Pyridinium chloride (8.57 g, 74 mmol) and ortho-*n*-butyric acid trimethyl ester (34.6 mL, 217 mmol) were sequentially added to ethyl 4-[(8-amino-5,6-dimethyltetrazolo[1,5-*a*]pyridin-7-yl)amino]butyrate (58.2 g, 198 mmol) triturated in toluene (1165 mL) and heated to reflux for 0.5 hour. The reaction mixture was concentrated under reduced pressure and partitioned between dichloromethane and saturated aqueous sodium bicarbonate. The organic layer was isolated, concentrated under reduced pressure, and 70.51 g of ethyl 4-(5,6-

dimethyl-8-propyl-1*H*-imidazo[4,5-*c*]tetrazolo[1,5-*a*]pyridin-7-yl)butyrate solid was recrystallized from ethyl acetate and used without additional purification.

Part E

5 Ethyl 4-(5,6-dimethyl-8-propyl-1*H*-imidazo[4,5-*c*]tetrazolo[1,5-*a*]pyridin-7-yl)butyrate (52.99 g, 0.153 mol) was slurried in ethanol (550 mL) and treated with a 50% sodium hydroxide solution for 0.5 hour. The reaction was concentrated under reduced pressure, maintained overnight, and dissolved in water (250 mL). The pH was adjusted to 5 using concentrated hydrochloric acid and the resulting white precipitate was filtered. The residue was triturated at
10 ambient temperature with methanol (1 L) and concentrated under reduced pressure to afford 4-(5,6-dimethyl-8-propyl-1*H*-imidazo[4,5-*c*]tetrazolo[1,5-*a*]pyridin-7-yl)butyric acid which was used without any further purification.

Part F

Five drops of *N,N*-dimethylformamide (DMF) were added to 4-(5,6-
15 dimethyl-8-propyl-1*H*-imidazo[4,5-*c*]tetrazolo[1,5-*a*]pyridin-7-yl)butyric acid (36.22 g, 113.8 mmol) and dichloromethane (725 mL). Oxalyl chloride (29.8 mL, 341.3 mmol) was added dropwise to the reaction mixture. After 10 minutes, the reaction mixture was concentrated under reduced pressure to afford 4-(5,6-
20 dimethyl-8-propyl-1*H*-imidazo[4,5-*c*]tetrazolo[1,5-*a*]pyridin-7-yl)butyryl chloride.

Part G

4-(5,6-Dimethyl-8-propyl-1*H*-imidazo[4,5-*c*]tetrazolo[1,5-*a*]pyridin-7-
yl)butyryl chloride (38.39 g, 114 mmol) was triturated with chloroform (768 mL) and cooled to 0 °C. *N,O*-Dimethylhydroxylamine hydrochloride (16.68 g,
25 171 mmol) and triethylamine (47.7 mL, 342 mmol, dropwise addition) were sequentially added to the reaction mixture and stirred for 0.5 hour. The reaction mixture was stirred for 10 additional minutes after addition of saturated aqueous sodium bicarbonate solution (400 mL). The organic phase was isolated, dried over sodium sulfate, and concentrated under reduced pressure to afford 40.04 g
30 of 4-(5,6-dimethyl-8-propyl-1*H*-imidazo[4,5-*c*]tetrazolo[1,5-*a*]pyridin-7-yl)-*N*-methoxy-*N*-methylbutyramide as a yellow oil.

Part H

Methylmagnesium iodide (5.5 mL, 41.5 mmol) was added slowly dropwise to a triturated mixture of 4-(5,6-dimethyl-8-propyl-1*H*-imidazo[4,5-*c*]tetrazolo[1,5-*a*]pyridin-7-yl)-*N*-methoxy-*N*-methylbutyramide (10.0 g, 27.7 mmol) and tetrahydrofuran (125 mL) at 0 °C. The reaction was warmed to ambient temperature and ¹H NMR indicated the reaction was incomplete after stirring overnight. An additional amount of methyl magnesium iodide (5.5 mL, 41.5 mmol) was added at 18 and 21.75 hours after the initial addition. A final addition of methyl magnesium iodide (3.6 mL, 27 mmol) was added at 23 hours after the initial addition and allowed to react for one additional hour. Addition of 1N aqueous hydrogen chloride solution (35 mL) followed to generate a yellow-orange slurry and the mixture was concentrated under reduced pressure. The residue was dissolved in dichloromethane (200 mL), washed with saturated aqueous sodium bicarbonate (100 mL), dried over sodium sulfate and concentrated under reduced pressure to afford 8.15 g of 5-(5,6-dimethyl-8-propyl-1*H*-imidazo[4,5-*c*]tetrazolo[1,5-*a*]pyridin-7-yl)pentan-2-one without any further purification.

Part I

Triphenylphosphine (13.5 g, 51.5 mmol) was added to a mixture of 5-(5,6-dimethyl-8-propyl-1*H*-imidazo[4,5-*c*]tetrazolo[1,5-*a*]pyridin-7-yl)pentan-2-one (8.15 g, 25.8 mmol) and 1,2-dichlorobenzene (163 mL) and heated to 133 °C for 13.5 hours. The reaction temperature was incrementally increased to 140 °C over an additional 1.5 hours. Additional triphenylphosphine (3.39 g, 12.9 mmol) was then added and the reaction was heated for one additional hour. The resulting dark brown solution was cooled to ambient temperature and concentrated under reduced pressure. The resulting residue was dissolved in methanol (150 mL) and 1 N aqueous hydrochloric acid (75 mL) was added to create a slurry. The reaction was stirred at 40 °C for an hour, upon which the resulting mixture was filtered, concentrated under reduced pressure, dissolved in dichloromethane (100 mL) and washed with 1 N aqueous hydrochloric acid. The aqueous layer was adjusted to pH 14 with saturated aqueous sodium bicarbonate and 50% sodium hydroxide solutions and the product was extracted

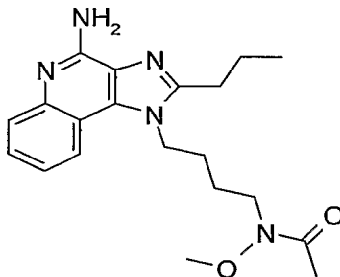
into chloroform (250 mL). The organic layer was dried with sodium sulfate and concentrated under reduced pressure to produce 4.61 g of a brown solid material. The material was recrystallized from acetonitrile to yield 2.53 g of isolated material. A portion of the material (1.22 g) was purified by column
5 chromatography on a BIOTAGE HORIZON High-Performance Flash Chromatography instrument (eluting with chloroform/methanol/ammonium hydroxide (80/18/2):chloroform ranging in ratios from 0:100 to 40:60) and dried overnight at 70 °C to provide 0.81 g of 5-(4-amino-6,7-dimethyl-2-propyl-1*H*-imidazo[4,5-*c*]pyridin-1-yl)pentan-2-one as an off-white powder, mp 148.5-
10 149.5 °C. ¹H NMR (300 MHz, DMSO-*d*₆) δ 5.58 (s, 2H), 4.16 (t, *J* = 8.1 Hz, 2H), 2.77 (t, *J* = 8.1 Hz, 2H), 2.58 (t, *J* = 6.9 Hz, 2H), 2.37 (s, 3H), 2.30 (s, 3H), 2.10 (s, 3H), 1.80 (m, *J* = 7.5 Hz, 4H), 1.00 (t, *J* = 7.5 Hz, 3H; MS (APCI) *m/z* 289 (M + H)⁺; Anal. calcd for C₂₀H₂₆N₆O₂: C, 66.64; H, 8.39; N, 19.43. Found: C, 66.40; H, 8.63; N, 19.44.

15 Part J

Methoxylamine hydrochloride (0.57 g, 6.8 mmol) was added to a solution of 5-(4-amino-6,7-dimethyl-2-propyl-1*H*-imidazo[4,5-*c*]pyridine-1-yl) pentan-2-one (1.31 g, 4.5 mmol) in methanol (30 mL) and stirred for 15 minutes. The reaction mixture was concentrated under reduced pressure, dissolved in
20 dichloromethane (150 mL), washed with saturated aqueous sodium bicarbonate, dried over sodium sulfate and concentrated under reduced pressure to afford 1.33 g of crude material. The crude material was purified by HPFC (silca gel, CMA 0-40% in chloroform) and dried overnight at 70 °C at 28 psi (1.9 x 10⁵ Pa) to afford 0.75 g of 5-(4-amino-6,7-dimethyl-2-propyl-1*H*-imidazo[4,5-*c*]pyridine-
25 1-yl)pentan-2-one *O*-methyloxime as an off-white powder, mp 144.0-145.5 °C. ¹H NMR (300 MHz, DMSO-*d*₆) δ 5.58 (s, 2H), 4.23 (t, *J* = 8.1 Hz, 2H), 3.74 (s, H), 3.71 (s, H), 2.77 (t, *J* = 7.5 Hz, 2H), 2.36 (s, 3H), 2.30 (s, 3H), 2.25 (t, *J* = 7.5 Hz, 2H), 1.80 (m, *J* = 7.5 Hz, 8H), 1.00 (t, *J* = 6.9 Hz, 3H; MS (APCI) *m/z* 318 (M + H)⁺; Anal. calcd for C₂₀H₂₆N₆O₂: C, 64.32; H, 8.57; N, 22.06. Found:
30 C, 64.19; H, 8.86; N, 22.32.

Example 6

N-[4-(4-Amino-2-propyl-1*H*-imidazo[4,5-*c*]quinolin-1-yl)butyl]-*N*-methoxyacetamide



5 Part A

Triethylamine (26.1 mL, 0.187 mmol) was added to a slurry of 4-chloro-3-nitro-quinoline (21.0 g, 0.1 mol) and dichloromethane (100 mL).

Aminobutyraldehyde diethylacetal (20.0 g, 0.112 mmol) in dichloromethane (25 mL) was added dropwise over 15 minutes to the reaction mixture, which was

10 then stirred overnight at ambient temperature. The mixture was diluted with dichloromethane (100 mL) and washed with water (2 x 50 mL). Water (250 mL), sodium dithionite (61.5 g, 300 mmol), ethyl viologen dibromide (0.250 g, 0.67 mmol), and potassium carbonate (55.3 g, 400 mmol) were added to the crude reaction mixture and stirred overnight. Air was bubbled through the blue

15 mixture for 20 minutes and then the reaction mixture was diluted with dichloromethane (100 mL) and water (100 mL). The layers were separated and the organic layer was washed with water (2 x 100 mL), diluted with methanol, dried over potassium carbonate, filtered, and concentrated under reduced pressure to afford 29.9 g of *N*⁴-(4,4-diethoxybutyl)quinoline-2,4 diamine as a

20 brown oil.

Part B

Trimethyl orthobutyrate (17.8 g, 120 mmol) was added to a mixture of *N*⁴-(4,4-diethoxybutyl)quinoline-2,4 diamine (29.9 g, 99 mmol) and pyridinium tosylate (0.20 g) in toluene (350 mL) and heated to reflux overnight under a

25 Dean-Stark trap. Analysis by LCMS indicated the reaction was incomplete, so additional trimethyl orthobutyrate (5 g) and pyridinium tosylate (0.20 g) were added to the reaction mixture and it was refluxed for an additional hour. The

reaction mixture was cooled to ambient temperature and stirred overnight. The reaction mixture was concentrated under reduced pressure, diluted with dichloromethane (200 mL), washed with saturated aqueous sodium carbonate, filtered, and concentrated under reduced pressure to afford 35.2 g of crude material. The material was purified by flash column chromatography on silica gel (eluting with 0-7% methanol in dichloromethane) to afford 29.8 g of 1-(4,4-diethoxybutyl)-2-propyl-1*H*-imidazo[4,5-*c*]quinoline.

Part C

1-(4,4-diethoxybutyl)-2-propyl-1*H*-imidazo[4,5-*c*]quinoline (25.3 g, 71.2 mmol) was added to a solution of concentrated hydrochloric acid (35 mL) and water (35 mL) cooled to 0 °C and the reaction mixture was allowed to warm to ambient temperature and was stirred for 30 minutes. The reaction mixture was diluted with water (100 mL) and dichloromethane (200 mL) and the pH of the reaction mixture was slowly made basic with addition of potassium carbonate. The aqueous and organic layers were separated and the organic layer was dried over potassium carbonate, filtered, and concentrated to afford 22.7g of 4-(2-propyl-1*H*-imidazo[4,5-*c*]quinolin-1-yl)butyraldehyde.

Part D

Methoxylamine hydrochloride (3.37 g, 40.3 mmol) was added to a stirred solution of 4-(2-propyl-1*H*-imidazo[4,5-*c*]quinolin-1-yl)butyraldehyde (10.0 g, 35.5 mmol) in ethanol (100 mL) cooled to 0 °C, followed by addition of 50% sodium hydroxide solution (12.5 M, 3.2 mL, 40 mmol) in water (7 mL). The reaction mixture was allowed to warm to ambient temperature and stirred for 3 days. The reaction mixture was then concentrated under reduce pressure and diluted with dichloromethane (150 mL) and water (50 mL). The layers were separated and the aqueous layer was extracted with dichloromethane (50 mL). The combined organics were dried over potassium carbonate, filtered and concentrated to afford 11.6 g of 4-(2-propyl-1*H*-imidazo[4,5-*c*]quinolin-1-yl)-butyraldehyde O-methyloxime as a reddish oil.

Part E

Sodium cyanoborohydride (0.22 g, 3.5 mmol) and acetic acid (2 mL) were added to 4-(2-propyl-1*H*-imidazo[4,5-*c*]quinolin-1-yl)butyraldehyde O-

methyloxime in ethanol (6 mL) and stirred for 2 hours. The pH of the reaction mixture was made basic with potassium carbonate and the reaction mixture was diluted with water (5 mL) and dichloromethane (50 mL). The layers were separated, and the organic layer was dried over potassium carbonate, filtered, and concentrated under reduced pressure to afford 0.62 g of crude material with a small amount of ethanol present. Silica gel (1 g) was added to the crude material and the mixture was heated for 2.5 hours at 100 °C. The mixture was cooled and the material was filtered with a 1:1 mixture of dichloromethane and methanol. The filtrate was concentrated under reduced pressure to afford 0.35 g of *O*-methyl-*N*-[4-(2-propyl-1*H*-imidazo[4,5-*c*]quinolin-1-yl)butyl]hydroxylamine as an oil.

Part F

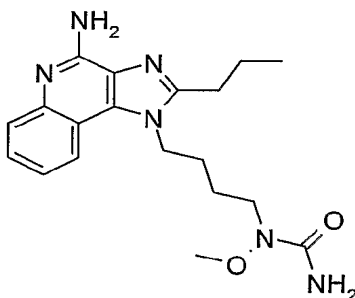
Triethylamine (0.167 mL, 1.2 mmol) was added to *O*-methyl-*N*-[4-(2-propyl-1*H*-imidazo[4,5-*c*]quinolin-1-yl)butyl]hydroxylamine (0.32 g, 1.0 mmol) in dichloromethane (10 mL) and cooled to 0 °C. Acetic anhydride (0.103 mL, 1.1 mmol) was added dropwise and the reaction mixture was stirred for 6 hours. The reaction was then diluted with dichloromethane (40 mL) and saturated aqueous sodium bicarbonate (10 mL) and stirred overnight. The phases were separated and the aqueous phase was extracted with dichloromethane (50 mL). The combined organics were dried over potassium carbonate, filtered, and concentrated to afford 0.35 g of *N*-methoxy-*N*-[4-(2-propyl-1*H*-imidazo[4,5-*c*]quinolin-1-yl)butyl]acetamide.

Part G

3-Chloroperoxybenzoic acid (77% pure, 0.44 g, 1.95 mmol) (mCPBA) was added to a solution of *N*-methoxy-*N*-[4-(2-propyl-1*H*-imidazo[4,5-*c*]quinolin-1-yl)butyl] acetamide (1.0 mmol) in dichloromethane (25 mL) cooled to 0 °C and stirred for 10 minutes, and then the reaction was stirred for one hour at ambient temperature. Concentrated ammonium hydroxide (10 mL) and phenylsulfonyl chloride (0.22 mL, 1.75 mmol) were sequentially added and the reaction mixture was stirred for 1 hour and then diluted with dichloromethane (50 mL) and saturated aqueous sodium bicarbonate solution (2 x 50 mL) containing 5% sodium hydroxide (5 mL). The layers were separated and the

aqueous layer was extracted with dichloromethane (2 x 25 mL) and the combined organic solutions were dried over potassium carbonate, filtered, and concentrated under reduced pressure to provide a brown oil. The material was purified by flash column chromatography on silica gel (eluting with 5% methanol and concentrated ammonium hydroxide (2 mL/L) in dichloromethane). The resulting crystalline solid was recrystallized twice from acetonitrile and water and dried overnight under vacuum at 70 °C to afford 0.26 g of *N*-[4-(4-amino-2-propyl-1*H*-imidazo[4,5-*c*]quinolin-1-yl)butyl]-*N*-methoxyacetamide as light yellow needles, mp 138-140 °C. MS (APCI) *m/z* 370 (M + H⁺); Anal. calcd for C₂₀H₂₇N₅O₂: C, 65.02; H, 7.37; N, 18.96. Found: C, 64.97; H, 7.04; N, 18.80.

Example 7

1-[4-(4-Amino-2-propyl-1*H*-imidazo[4,5-*c*]quinolin-1-yl)butyl]-1-methoxyurea

15 Part A

The general method of Part G of Example 6 was followed using 4-(2-propyl-1*H*-imidazo[4,5-*c*]quinolin-1-yl)butyraldehyde *O*-methyloxime (17.5 g, 56.5 mmol), prepared as described in Parts A-D of Example 6, in lieu of *N*-methoxy-*N*-[4-(2-propyl-1*H*-imidazo[4,5-*c*]quinolin-1-yl)butyl]acetamide.

20 Purification by flash column chromatography on silica gel afforded 11.4 g of 4-(4-amino-2-propyl-1*H*-imidazo[4,5-*c*]quinolin-1-yl)butyraldehyde *O*-methyloxime.

Part B

25 Sodium cyanoborohydride (5.40 g, 86 mmol) was added to a mixture of 4-(4-amino-2-propyl-1*H*-imidazo[4,5-*c*]quinolin-1-yl)butyraldehyde *O*-methyloxime (5.60 g, 17.2 mmol), acetic acid (30 mL), and ethanol (75 mL) and stirred for 1 hour. The reaction mixture was cooled to 0 °C and the pH was

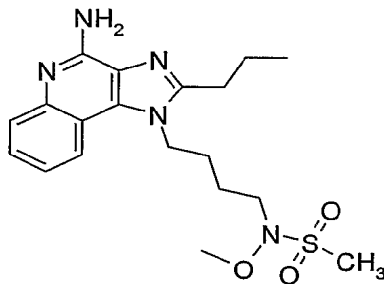
adjusted to 8 with 25% sodium hydroxide solution. The reaction mixture was then concentrated under reduced pressure and diluted with dichloromethane (200 mL) and saturated aqueous sodium bicarbonate solution (75 mL). The layers were separated and the aqueous layer was extracted with dichloromethane (2 x 75 mL). The combined organics were washed with water (2 x 50 mL), dried over potassium carbonate, filtered, and concentrated under reduced pressure to afford 5.2 g of *N*-[4-(4-amino-2-propyl-1*H*-imidazo[4,5-*c*]quinolin-1-yl)butyl]-*O*-methyl-hydroxylamine as a light brown solid.

Part C

Trimethylsilyl isocyanate (0.250 mL, 1.85 mmol) was added dropwise to a solution of *N*-[4-(4-amino-2-propyl-1*H*-imidazo[4,5-*c*]quinolin-1-yl)butyl]-*O*-methyl-hydroxylamine in dichloromethane (10 mL) cooled to -16 °C. The reaction temperature was cooled to -20 °C over 10 minutes. After stirring for 1.5 hours, the reaction was warmed to 0 °C and stirred for an additional hour. A drop of 1,8-diazabicyclo[5.4.0]undec-7-ene (DBU) (0.250 mL, 1.85 mmol) was added to the reaction mixture and stirred for 3 days. The reaction mixture was diluted with dichloromethane (50 mL) and saturated aqueous sodium bicarbonate and stirred for 30 minutes. The layers were separated, and the organic layer was dried over potassium carbonate, filtered, and concentrated under reduced pressure to afford 0.82 g of 1-[4-(4-amino-2-propyl-1*H*-imidazo[4,5-*c*]quinolin-1-yl)butyl]-1-methoxyurea as off-white crystals, mp 179-181 °C. MS (APCI) *m/z* 371 (*M* + *H*⁺); Anal. calcd for C₁₉H₂₆N₆O₂: C, 61.36; H, 7.09; N, 22.60. Found: C, 61.08; H, 7.41; N, 22.69.

Example 8

N-[4-(4-Amino-2-propyl-1*H*-imidazo[4,5-*c*]quinolin-1-yl)butyl]-*N*-methoxymethanesulfonamide



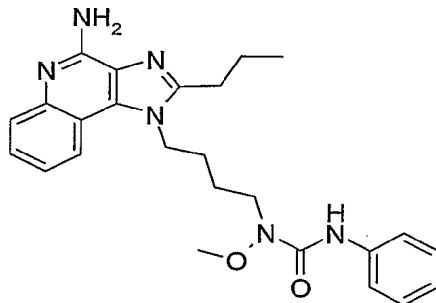
5 Triethylamine (0.49 mL, 3.5 mmol) and methylsulfonyl anhydride (0.40 g, 2.3 mmol) were sequentially added to a mixture of *N*-[4-(4-amino-2-propyl-1*H*-imidazo[4,5-*c*]quinolin-1-yl)butyl]-*O*-methylhydroxylamine (0.77 g, 2.3 mmol), prepared as described in Parts A-B of Example 7, in dichloromethane (15 mL) cooled to $-18\text{ }^{\circ}\text{C}$. After one hour, an additional amount of the

10 anhydride (50 mg) was added and the reaction was stirred for an additional 2 hours. The reaction mixture was diluted with methanol (10 mL), allowed to warm to ambient temperature and stirred for one hour. The reaction mixture was diluted with dichloromethane (100 mL) and saturated aqueous sodium bicarbonate (25 mL) and the layers were separated. The combined organic

15 layers were dried over potassium carbonate, filtered, and concentrated under reduced pressure to afford 0.93 g of material. The material was purified by flash column chromatography on silica gel (eluting with 5% methanol and concentrated ammonium hydroxide (2 mL/L) in dichloromethane). The resulting crystalline solid was recrystallized from methanol and water and dried

20 overnight under vacuum at $70\text{ }^{\circ}\text{C}$ to afford 0.216 g of *N*-[4-(4-amino-2-propyl-1*H*-imidazo[4,5-*c*]quinolin-1-yl)butyl]-*N*-methoxymethanesulfonamide as light yellow needles, mp $178\text{-}188\text{ }^{\circ}\text{C}$. MS (APCI) m/z 406 ($M + H^{+}$); Anal. calcd for $\text{C}_{19}\text{H}_{27}\text{N}_5\text{O}_3\text{S}$: C, 56.28; H, 6.71; N, 17.27. Found: C, 55.99; H, 6.94; N, 17.23.

Example 9

1-[4-(4-Amino-2-propyl-1*H*-imidazo[4,5-*c*]quinolin-1-yl)butyl]-1-methoxy-3-phenylurea

5 Phenyl isocyanate (0.340 mL, 3.1 mmol) was added dropwise to a solution of *N*-[4-(4-Amino-2-propyl-1*H*-imidazo[4,5-*c*]quinolin-1-yl)butyl]-*O*-methoxyhydroxylamine (1.0 g, 3.05 mmol), prepared as described in Parts A-B of Example 7, in dichloromethane (25 mL) cooled to $-78\text{ }^{\circ}\text{C}$. After one hour, 25% sodium hydroxide solution (10 mL) was added and the reaction was allowed to

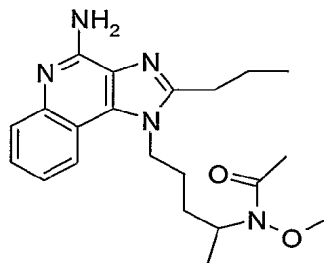
10 warm to ambient temperature while stirring overnight. The reaction was diluted with dichloromethane (75 mL) and the layers were separated. The combined organic layers were dried over potassium carbonate, filtered, and concentrated under reduced pressure to afford 1.32 g of a dark foam. The crude material was purified by flash column chromatography on silica gel (eluting with 5%

15 methanol and concentrated ammonium hydroxide (2 mL/L) in dichloromethane). The resulting crystalline solid was recrystallized from methanol and water and dried overnight under vacuum at $70\text{ }^{\circ}\text{C}$ to afford 1-[4-(4-amino-2-propyl-1*H*-imidazo[4,5-*c*]quinolin-1-yl)butyl]-1-methoxy-3-phenylurea, as light yellow needles, mp $164\text{--}166\text{ }^{\circ}\text{C}$. MS (APCI) m/z 447 ($M + H^+$); Anal. calcd for

20 $\text{C}_{25}\text{H}_{30}\text{N}_6\text{O}_2 \cdot 0.28\text{CH}_3\text{OH} \cdot 0.24\text{H}_2\text{O}$: C, 66.07; H, 6.87; N, 18.29. Found: C, 66.22; H, 6.60; N, 18.11.

Example 10

N-[4-(4-Amino-2-propyl-1*H*-imidazo[4,5-*c*]quinolin-1-yl)-1-methylbutyl]-*N*-methoxy-acetamide



5 Part A

The preparation of 4-(2-propyl-1*H*-imidazo[4,5-*c*]quinolin-1-yl)butyraldehyde is described in parts A-C of Example 6. The general procedure of Part G of Example 4 was repeated using 4-(2-propyl-1*H*-imidazo[4,5-*c*]quinolin-1-yl)butyraldehyde (6.4 g, 22.74 mmol) in lieu of 4-(4-amino-2-butyl-1*H*-imidazo[4,5-*c*][1,5]naphthyridin-1-yl)-*N*-methoxy-*N*-methylbutanamide to provide 5.2 g of 5-(2-propyl-1*H*-imidazo[4,5-*c*]quinolin-1-yl)pentan-2-ol as a tan oil.

Part B

Oxalyl chloride (4.99 mL, 57.28 mmol) was added to a mixture of methyl sulfoxide (DMSO) (5.54 g, 71.46 mmol) in dichloromethane (50 mL) at -78 °C and stirred for 5 minutes. 5-(2-Propyl-1*H*-imidazo[4,5-*c*]quinolin-1-yl)pentan-2-ol (14.2 g, 47.74 mmol) was added dropwise, followed by the addition of triethylamine (19.96 mL, 143.2 mmol). The reaction was allowed to warm to ambient temperature and the reaction was stirred for 2 hours. Saturated aqueous sodium bicarbonate solution was added and the layers were separated. The organic layer was washed with saturated aqueous sodium bicarbonate and brine, filtered over magnesium sulfate, and concentrated under reduced pressure to afford 10.7 g of 5-(2-propyl-1*H*-imidazo[4,5-*c*]quinolin-1-yl)pentan-2-one as a brown oil.

25 Part C

The general procedure of Part I of Example 4 was followed with the following modification. 5-(2-Propyl-1*H*-imidazo[4,5-*c*]quinolin-1-yl)pentan-2-

one (5.0 g, 16.92 mmol) was used in lieu of 5-(4-amino-2-butyl-1*H*-imidazo[4,5-*c*][1,5]naphthyridin-1-yl)-pentan-2-one to afford 4.60 g of 5-(2-propyl-1*H*-imidazo[4,5-*c*]quinolin-1-yl)pentan-2-one *O*-methyl oxime.

Part D

5 A modification of the general procedure of Part E of Example 6 was followed to treat 5-(2-propyl-1*H*-imidazo[4,5-*c*]quinolin-1-yl)pentan-2-one *O*-methyloxime (4.6 g, 14.17 mmol) in lieu of 4-(2-propyl-1*H*-imidazo[4,5-*c*]quinolin-1-yl)butyraldehyde *O*-methyloxime. Purification with flash column chromatography on silica gel (eluting with 5% methanol in dichloromethane)
10 afforded 2.81 g of *O*-methyl-*N*-[1-methyl-4-(2-propyl-1*H*-imidazo[4,5-*c*]quinolin-1-yl)butyl]hydroxylamine.

Part E

 The general procedure of Part F of Example 6 was followed using *O*-methyl-*N*-[1-methyl-4-(2-propyl-1*H*-imidazo[4,5-*c*]quinolin-1-
15 yl)butyl]hydroxylamine (0.91 g, 2.78 mmol) in lieu of *O*-methyl-*N*-[4-(2-propyl-1*H*-imidazo[4,5-*c*]quinolin-1-yl)butyl] hydroxylamine to afford 1.0 g of *N*-methoxy-*N*-[1-methyl-4-(2-propyl-1*H*-imidazo[4,5-*c*]quinolin-1-yl)butyl]acetamide.

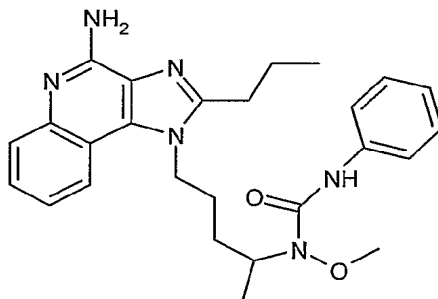
Part F

20 A modification to the general procedure of Part G of Example 6 was followed using *N*-methoxy-*N*-[1-methyl-4-(2-propyl-1*H*-imidazo-[4,5-*c*]quinolin-1-yl)butyl]-acetamide (1.0 g, 2.71 mmol) in lieu of *N*-methoxy-*N*-[4-(2-propyl-1*H*-imidazo[4,5-*c*]quinolin-1-yl)butyl]acetamide. The reaction mixture was cooled to 0 °C before addition of the ammonium hydroxide.
25 Recrystallization from hot acetonitrile following flash column chromatography provided 0.059 g of *N*-[4-(4-amino-2-propyl-1*H*-imidazo[4,5-*c*]quinolin-1-yl)-1-methylbutyl]-*N*-methoxyacetamide as a tan crystalline solid, mp 140-142 °C.
 MS (APCI) *m/z* 384.1(M+H⁺); Theor. Mass: 384.240 Da. Meas. Mass: 384.2406 Da. Mass Dev. 1.6 ppm.

30

Example 11

1-[4-(4-Amino-2-propyl-1*H*-imidazo[4,5-*c*]quinolin-1-yl)-1-methylbutyl]-1-methoxy-3-phenylurea



5 Part A

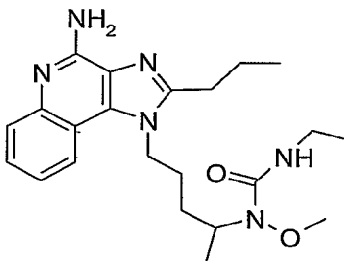
The preparation of *O*-methyl-*N*-[1-methyl-4-(2-propyl-1*H*-imidazo[4,5-*c*]quinolin-1-yl)butyl]hydroxylamine is described in parts A-D of Example 10. Phenyl isocyanate (0.49 mL, 4.59 mmol) was added to a solution of *O*-methyl-*N*-[1-methyl-4-(2-propyl-1*H*-imidazo[4,5-*c*]quinolin-1-yl)butyl]hydroxylamine (1.0 g, 3.06 mmol) in tetrahydrofuran (THF) (20 mL) and stirred for 4 hours at ambient temperature. The reaction mixture was concentrated under reduced pressure to afford 1.02 g of 1-[4-(2-propyl-1*H*-imidazo[4,5-*c*]quinolin-1-yl)-1-methylbutyl]-1-methoxy-3-phenylurea which was used without any further purification.

15 Part B

The general procedure of Part F of 10 was repeated using the material from Part A (1.02 g, 2.28 mmol) in lieu of *N*-methoxy-*N*-[1-methyl-4-(2-propyl-1*H*-imidazo[4,5-*c*]quinolin-1-yl)butyl]acetamide to afford 0.479 g of 1-[4-(4-amino-2-propyl-1*H*-imidazo[4,5-*c*]quinolin-1-yl)-1-methylbutyl]-1-methoxy-3-phenylurea as a tan crystalline solid, mp 140-142 °C. MS (APCI) *m/z* 461.2(*M*+*H*⁺); Anal. calcd for C₂₆H₃₂N₆O₂ · 0.23 H₂O: C, 67.8; H, 7.00; N, 18.25. Found: C, 66.8; H, 6.74; N, 17.75.

Example 12

1-[4-(4-Amino-2-propyl-1*H*-imidazo[4,5-*c*]quinolin-1-yl)-1-methylbutyl]-3-ethyl-1-methoxyurea



5 Part A

Ethyl isocyanate (0.49 mL, 4.59 mmol) was added to a solution of *O*-methyl-*N*-[1-methyl-4-(2-propyl-1*H*-imidazo[4,5-*c*]quinolin-1-yl)butyl]hydroxylamine (0.600 g, 1.83 mmol) in tetrahydrofuran (THF) (25 mL) at 0 °C and stirred for 1 hour at ambient temperature. Analysis by LC-MS
10 showed the reaction was incomplete and additional ethyl isocyanate (0.19 mL) was added to the reaction mixture. After 1 hour of stirring at ambient temperature, the reaction mixture was concentrated under reduced pressure to afford 0.700 g of 1-[4-(2-propyl-1*H*-imidazo[4,5-*c*]quinolin-1-yl)-1-methylbutyl]-3-ethyl-1-methoxyurea.

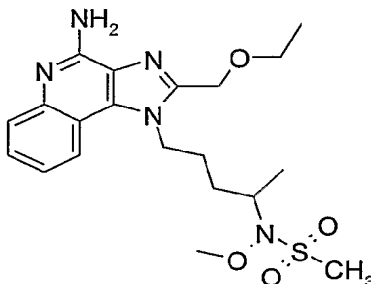
15 Part B

The general procedure of Part F of 10 was repeated using 1-[4-(2-propyl-1*H*-imidazo[4,5-*c*]quinolin-1-yl)-1-methylbutyl]-3-ethyl-1-methoxyurea (0.700 g, 1.76 mmol) in lieu of *N*-methoxy-*N*-[1-methyl-4-(2-propyl-1*H*-imidazo[4,5-*c*]quinolin-1-yl)butyl]-acetamide. Purification of the crude material by
20 recrystallization from hot acetonitrile afforded 0.159 g of 1-[4-(4-amino-2-propyl-1*H*-imidazo[4,5-*c*]quinolin-1-yl)-1-methylbutyl]-1-methoxy-3-phenylurea as a fluffy white solid, mp 193-194 °C. MS (APCI) *m/z* 383.2(M+H⁺); Anal. calcd for C₂₂H₃₂N₆O₂ · 0.92 H₂O: C, 61.59; H, 7.95; N, 19.59. Found: C, 61.41; H, 8.03; N, 19.51.

25

Example 13

N-[4-(4-Amino-2-ethoxymethyl-1*H*-imidazo[4,5-*c*]quinolin-1-yl)-1-methylbutyl]-*N*-methoxymethanesulfonamide



5 Part A

Methoxylamine hydrochloride (0.25 g, 3.0 mmol) in water (4 mL) was added to a solution of 5-(4-amino-2-ethoxymethyl-1*H*-imidazo[4,5-*c*]quinolin-1-yl)pentan-2-one (0.81 g, 2.5 mmol) in ethanol (25 mL) and stirred at ambient temperature for 3 hours. Addition of acetic acid (20 mL) and sodium
 10 cyanoborohydride (2.0 g, 32 mmol) to the reaction mixture followed. After 2.5 hours, the reaction mixture was cooled to 0 °C and the pH was adjusted to ~8 with 25% sodium hydroxide solution. The mixture was concentrated under reduced pressure, diluted with dichloromethane (75 mL) and saturated aqueous sodium bicarbonate and the layers were separated. The combined organic layers
 15 were washed with water (25 mL), dried over potassium carbonate, filtered, and concentrated under reduced pressure to afford 0.64 g of *N*-[4-(4-amino-2-ethoxymethyl-1*H*-imidazo[4,5-*c*]quinolin-1-yl)-1-methylbutyl]-*O*-ethylhydroxylamine.

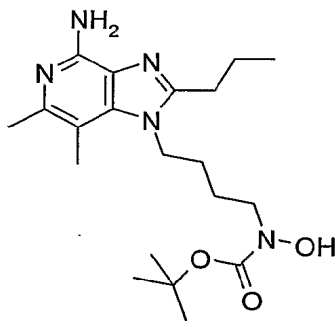
Part B

20 Triethylamine (0.56 mL, 4.0 mmol) and mesyl anhydride (0.52 g, 3.0 mmol) were added sequentially to a solution of *N*-[4-(4-amino-2-ethoxymethyl-1*H*-imidazo[4,5-*c*]quinolin-1-yl)-1-methylbutyl]-*O*-ethylhydroxylamine (2.3 mmol, 1 eq) in dichloromethane (25 mL) cooled to -20° C. The reaction mixture was allowed to warm to ambient temperature and was stirred overnight. The
 25 reaction was cooled to 0° C and additional mesyl anhydride (0.20 g) was introduced to the reaction mixture. After 1.5 hours, the reaction was diluted with 25% sodium hydroxide solution (10 mL), stirred for 10 minutes, warmed to

ambient temperature, and the layers were separated. The combined organics were dried over potassium carbonate, filtered, and concentrated under reduced pressure to afford a brown solid. The material was purified by flash column chromatography on silica gel (eluting with 5% methanol in dichloromethane containing ammonium hydroxide (2 mL/L of eluent)) and dried overnight under vacuum at 70 °C to afford 0.754 g of *N*-[4-(4-amino-2-ethoxymethyl-1*H*-imidazo[4,5-*c*]quinolin-1-yl)-1-methylbutyl]-*N*-methoxymethanesulfonamide as light yellow needles, mp 146-148 °C. MS (APCI) *m/z* 436 (*M* + *H*⁺); Anal. calcd for C₂₀H₂₉N₅O₄S: C, 55.15; H, 6.71; N, 16.08. Found: C, 54.87; H, 6.88; N, 15.89.

Example 14

N-[4-(4-Amino-6,7-dimethyl-2-propyl-1*H*-imidazo[4,5-*c*]pyridin-1-yl)butyl]-*N*-[*tert*-butyl carbamate]hydroxylamine



15

Part A

Under a nitrogen atmosphere, triethylamine (14.19 mL, 101.8 mmol, 1.5 eq) was added in a single portion to a mixture of 2,4-dichloro-5,6-dimethyl-3-nitropyridine (15.0 g, 67.86 mmol, 1.0 eq) and *N,N*-dimethylformamide (DMF) (200 mL). The reaction mixture was stirred for 10 minutes, 4-amino-1-butanol (8.76 mL, 95 mmol, 1.4 eq) in DMF (20 mL) was added, and the reaction mixture was stirred overnight. The reaction mixture was concentrated under reduced pressure to provide crude product as an oil. The oil was partitioned between ethyl acetate (300 mL) and water (50 mL). The aqueous layer was back-extracted with ethyl acetate (2 x 50 mL). The combined organic phases were separated, washed with water (3 x 30 mL) and brine (30 mL), dried over

25

magnesium sulfate, filtered, and then concentrated under reduced pressure to provide an orange solid. This material was recrystallized from ethyl acetate/hexanes to provide 12.2 g of 4-(2-chloro-5,6-dimethyl-3-nitropyridin-1-yl)butan-1-ol.

5 Part B

Under a nitrogen atmosphere, a mixture of 4-(2-chloro-5,6-dimethyl-3-nitropyridin-1-yl)butan-1-ol (12.19 g, 44.53 mmol, 1.0 eq), sodium azide (5.8 g, 2.0 eq), cerium(III) chloride heptahydrate (6.2 g, 0.5 eq), and acetonitrile/water (9:1 180 mL) was heated at reflux overnight. Additional sodium azide (0.3 g) and cerium(III) chloride heptahydrate (0.3 g) were added to the mixture and stirred at reflux for another 2 hours. The reaction mixture was filtered while still hot and the filter cake was rinsed with warm acetonitrile and methanol. The filtrate was concentrated under reduced pressure and then dried under high vacuum to provide 12.5 g of crude 4-[(5,6-dimethyl-8-nitrotetraazolo[1,5-*a*]pyridin-7-yl)amino]butan-1-ol.

15

Part C

Crude 4-[(5,6-dimethyl-8-nitrotetraazolo[1,5-*a*]pyridin-7-yl)amino]butan-1-ol was combined in a pressure vessel with catalyst (1.3 g of 5% platinum on carbon), and acetonitrile (222 mL). The reaction mixture was placed under hydrogen pressure (30 psi, 2.1×10^5 Pa) for 3 hours, filtered through a layer of CELITE filter aid, and the filter cake was washed with methanol. The filtrate was concentrated under reduced pressure to provide 11.15 g of 4-[(8-amino-5,6-dimethyl-tetraazolo[1,5-*a*]pyridin-7-yl)amino]butan-1-ol.

20

Part D

Under a nitrogen atmosphere, pyridine hydrochloride (1.93 g, 0.375 eq) and trimethyl orthobutyrate (7.8 mL, 1.1 eq) were added sequentially to a suspension of 4-[(8-amino-5,6-dimethyl-tetraazolo[1,5-*a*]pyridin-7-yl)amino]butan-1-ol (11.15 g, 44.5 mmol, 1 eq) in toluene (300 mL). The reaction mixture was heated at reflux for 1.5 hours, allowed to stand at ambient temperature overnight, and then concentrated under reduced pressure. The crude material was partitioned between chloroform (300 mL) and saturated aqueous sodium bicarbonate (100 mL). The phases were separated and the combined

25

30

organics were washed with saturated aqueous sodium bicarbonate (3 x 25 mL), dried over magnesium sulfate, filtered, and concentrated under reduced pressure. Analysis by ¹H NMR indicated presence of starting material. The material was resubjected to the reaction conditions with additional trimethyl orthobutyrate (~2
5 mL) and heated at reflux for 1 hour and the reaction was worked up as before. Analysis by ¹H NMR shows the presence of ester. The crude material was dissolved in ethanol (300 mL) and was stirred overnight at ambient temperature after addition of 6N sodium hydroxide (2 mL). The reaction mixture was concentrated under reduced pressure and partitioned between chloroform (300
10 mL) and water (25 mL). The phases were separated and the organic layer was washed with saturated sodium bicarbonate solution (30 mL), dried over magnesium sulfate, filtered, and then concentrated under reduced pressure to provide 13.47 g of 4-(5,6-dimethyl-8-propyl-1*H*-imidazo[4,5-*c*]tetrazolo[1,5-*a*]pyridin-7-yl)butan-1-ol as an off white solid.

15 Part E

Platinum (IV) oxide (200 mg), 4-(5,6-dimethyl-8-propyl-1*H*-imidazo[4,5-*c*]tetrazolo[1,5-*a*]pyridin-7-yl)butan-1-ol (1.0 g, 3.3 mmol), and trifluoroacetic acid (33 mL) were combined in a pressure vessel and placed
under hydrogen pressure (50 psi, 3.4 x 10⁵ Pa) for 2 days. The reaction mixture
20 was filtered and the filter paper was washed with methanol. The filtrate was concentrated under reduced pressure and the residue was diluted with concentrated hydrochloric acid (7 mL) and then stirred at ambient temperature for 2 hours. The mixture was diluted with chloroform (100 mL) and the pH was adjusted to 14 by adding 6N sodium hydroxide. The pH of the mixture was then
25 adjusted to 8 with 1N hydrochloric acid and the product was then extracted with chloroform (3 x 50 mL). The combined organics were washed with brine, dried over magnesium sulfate, filtered, concentrated under reduced pressure, and then dried under high vacuum to afford 0.97 g of 4-(4-amino-6,7-dimethyl-2-propyl-1*H*-imidazo[4,5-*c*]pyridin-1-yl)butan-1-ol as a white foam.

30 Part F

Triphenylphosphine (0.845 g, 3.22 mmol, 1.1 eq), 4-(4-amino-6,7-dimethyl-2-propyl-1*H*-imidazo[4,5-*c*]pyridin-1-yl)butan-1-ol (0.81 g, 2.93

mmol), and *tert*-butyl *N*-(*tert*-butoxycarbonyloxy)carbamate (0.751 g, 3.22 mmol) were dissolved in DMF and cooled to 0° C. Diisopropyl azodicarboxylate (0.634 mL, 3.22 mmol) was added dropwise over 10 minutes to the reaction mixture and was allowed to warm to ambient temperature and stirred overnight. Analysis by HPLC indicated the reaction was incomplete. An additional amount of reagents (0.5 eq) were added to the reaction mixture (cooled to 0° C before addition of the diisopropyl azodicarboxylate) and stirred for an additional 2 hours. The reaction mixture was concentrated under reduced pressure, dissolved in ethyl acetate (150 mL), washed with a water and brine mixture (1:1, 4 x 30 mL), dried over sodium sulfate, filtered, and concentrated under reduced pressure. The residue was purified by column chromatography on a BIOTAGE HORIZON High-Performance Flash Chromatography instrument (silica gel, eluting with 2-30% CMA in chloroform) and concentrated under reduced pressure to provide 1.19 g of *tert*-butyl 4-(4-amino-6,7-dimethyl-2-propyl-1*H*-imidazo[4,5-*c*]pyridin-1-yl)butyl[(*tert*-butoxycarbonyl)oxy]carbamate.

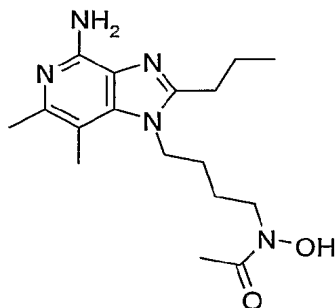
Part G

Potassium carbonate (62 mg, 0.45 mmol, 1.1 eq) was added to a solution of the material from Part F dissolved in methanol (4 mL) and stirred overnight at ambient temperature. The reaction mixture was concentrated under reduced pressure and diluted with chloroform (20 mL), water (5 mL), and saturated aqueous sodium bicarbonate (5 mL) and the phases were separated. The aqueous phase was back-extracted with chloroform (2 x 10 mL) and the combined organic phases were washed with saturated aqueous sodium bicarbonate (5 mL), dried over sodium sulfate, filtered, and concentrated under reduced pressure to produce a white foam. The crude material was triturated with acetonitrile and dried under high vacuum at 80 °C for 2 hours to afford *N*-[(4-amino-6,7-dimethyl-2-propyl-1*H*-imidazo[4,5-*c*]pyridin-1-yl)butyl]-*N*-[*tert*-butyl carbamate]hydroxylamine as a white powder, mp 157.0-158.5 °C. ¹H NMR (300 MHz, DMSO-*d*₆) δ 9.19 (s, 1H), 5.56 (s, 2H), 4.20 (dd, *J* = 7.7, 6.4 Hz, 2H), 3.38 (dd, *J* = 6.1, 5.8 Hz, 2H), 2.75 (dd, *J* = 7.7, 7.4 Hz, 2H), 2.36 (s, 3H), 2.29 (s, 3H), 1.86-1.50 (m, 6H), 1.38 (s, 9H), 0.99 (t, *J* = 7.4 Hz, 3H); MS

(APCI) m/z 392 (M)⁺; Anal. Calcd for C₂₀H₃₃N₅O₃•0.1H₂O C, 61.08; H, 8.51; N, 17.81; Found: C, 60.79; H, 8.71; N, 17.84.

Example 15

5 *N*-[4-(4-Amino-6,7-dimethyl-2-propyl-1-imidazo[4,5-*c*]pyridin-1-yl)butyl]-
N-hydroxyacetamide

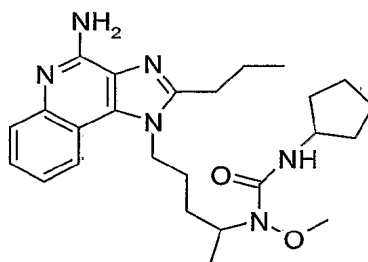


The preparation of *tert*-butyl 4-(4-amino-6,7-dimethyl-2-propyl-1*H*-
imidazo[4,5-*c*]pyridin-1-yl)butyl[(*tert*-butoxycarbonyl)oxy]carbamate is
10 described in Parts A-F of Example 14. A solution of 4M hydrochloric acid in
dioxane (1.8 mL, 7.2 mmol, 20 eq) is added to a solution of *tert*-butyl 4-(4-
amino-6,7-dimethyl-2-propyl-1*H*-imidazo[4,5-*c*]pyridin-1-yl)butyl[(*tert*-
butoxycarbonyl)oxy]carbamate (175 mg, 0.36 mmol, 1.0 eq) in dichloromethane
(4 mL) and stirred at ambient temperature for 2 hours. The reaction mixture was
15 concentrated under reduced pressure and the resulting crude material was
dissolved in 1-methyl-2-pyrrolidinone (NMP) (4 mL) and cooled to -8° C.
Triethylamine (0.500 mL, 10 eq) and acetic anhydride (0.034 mL, 0.36 mmol)
were sequentially added dropwise to the reaction mixture and stirred for 1 hour.
The crude reaction mixture was concentrated reduced pressure at 70 °C. The
20 residue was partitioned between saturated aqueous sodium carbonate and
chloroform and the phases were separated. The aqueous phase was back-
extracted with chloroform and the combined organics were dried over sodium
sulfate, filtered, and concentrated under reduced pressure to afford crude
material. The material was purified by column chromatography on a BIOTAGE
25 HORIZON High-Performance Flash Chromatography instrument (silica gel,
eluting with 10-50% CMA in chloroform) and trituration with chloroform/ethyl
acetate. The resulting material was filtered and washed with ethyl acetate and

dried under high vacuum to afford 0.025 g of *N*-[4-(4-amino-6,7-dimethyl-2-propyl-1*H*-imidazo[4,5-*c*]pyridin-1-yl)butyl]-*N*-hydroxyacetamide as a white powder, mp 164.0-166.0 °C. MS (APCI) *m/z* 334 (*M*)⁺; Anal. Calcd for C₁₇H₂₇N₅O₂•0.05CHCl₃ C, 60.34; H, 8.03; N, 20.64; Found: C, 60.05; H, 7.97; N, 20.43.

Example 16

1-[4-(4-Amino-2-propyl-1*H*-imidazo[4,5-*c*]quinolin-1-yl)-1-methylbutyl]-*N*-methoxy-3-cyclopentylurea



Part A

The preparation of *O*-methyl-*N*-[1-methyl-4-(2-propyl-1*H*-imidazo-[4,5-*c*]quinolin-1-yl)butyl]hydroxylamine is described in parts A-D of Example 10. Cyclopentyl isocyanate (0.88 mL, 7.8 mmol) was added to a solution of *O*-methyl-*N*-[1-methyl-4-(2-propyl-1*H*-imidazo-[4,5-*c*]quinolin-1-yl)butyl]hydroxylamine (1.7 g, 5.20 mmol) in tetrahydrofuran (THF) (25 mL) and stirred for 2 hours at ambient temperature. The reaction mixture was concentrated under reduced pressure, diluted in dichloromethane, washed with saturated aqueous sodium bicarbonate, dried over magnesium sulfate, and concentrated under reduced pressure to afford 2.15 g of 1-[4-(4-amino-2-propyl-1*H*-imidazo[4,5-*c*]quinolin-1-yl)-1-methylbutyl]-*N*-methoxy-3-cyclopentylurea.

Part B

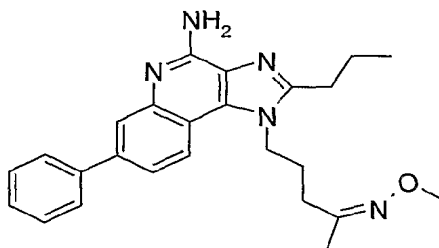
The general procedure of Part G of Example 6 was repeated using 1-[4-(2-propyl-1*H*-imidazo[4,5-*c*]quinolin-1-yl)-1-methylbutyl]-*N*-methoxy-3-cyclopentylurea (2.15 g, 4.9 mmol) in the place of *N*-methoxy-*N*-[1-methyl-4-(2-propyl-1*H*-imidazo-[4,5-*c*]quinolin-1-yl)butyl]acetamide. Chloroform (30 mL), in lieu of dichloromethane, was used as solvent. After purification, the process

afforded 0.154 g of 1-[4-(4-amino-2-propyl-1*H*-imidazo[4,5-*c*]quinolin-1-yl)-1-methylbutyl]-*N*-methoxy-3-cyclopentylurea as a tan powder, mp 182-184 °C. MS (APCI) *m/z* 453.3 (*M* + *H*⁺); Anal. calcd for C₂₅H₃₆N₆O₂ · 0.53H₂O: C, 64.97; H, 8.08; N, 18.18. Found: C, 64.95; H, 7.78; N, 17.92.

5

Example 17

5-(4-Amino-7-phenyl-2-propyl-1*H*-imidazo[4,5-*c*]quinolin-1-yl)pentan-2-one
O-methyloxime



10 Part A

4-Aminobutyraldehyde dimethylacetal (29.41 g, 208.6 mmol), triethylamine (36.36 mL), and potassium carbonate (24.0 g, 173.9 mmol) were added sequentially to a solution of 7-bromo-4-chloro-3-nitroquinoline (50.1 g, 173.9 mmol) in chloroform (200 mL) cooled to 0 °C. The reaction was allowed to warm to ambient temperature and was stirred for 4 hours. The reaction mixture was then diluted with water (100 mL) and the reaction was stirred for 10 minutes and the layers were separated. The organic layer was washed with saturated aqueous sodium bicarbonate and brine, dried over magnesium sulfate, and concentrated under reduced pressure to afford 66.9 g of (7-bromo-3-nitroquinolin-4-yl)(4,4-dimethoxybutyl)amine as a yellow solid.

15

20 Part B

Water (200 mL), sodium hydrosulfite (90.9 g, 522.3 mmol), ethyl viologen dibromide (0.64 g, 1.74 mmol) and potassium carbonate (95.0 g, 687 mmol) were sequentially added to a solution of (7-bromo-3-nitroquinolin-4-yl)(4,4-dimethoxybutyl)amine in dichloromethane and stirred overnight at ambient temperature. The layers were separated and the organic layer was washed sequentially with water (5 x 200 mL), saturated aqueous sodium bicarbonate, and brine, dried over magnesium sulfate, and concentrated under

25

reduced pressure to afford 59.3 g of 7-bromo-*N*⁴-(4,4-dimethoxybutyl)quinoline-3,4 diamine as a brown oil.

Part C

A modification of the general method of Part B of Example 6 was followed using 7-bromo-*N*⁴-(4,4-dimethoxybutyl)quinoline-3,4 diamine (59.3 g, 167.39 mmol) in lieu of *N*⁴-(4,4-diethoxybutyl)quinoline-2,4 diamine. The reaction was incomplete after running overnight. Trimethyl orthobutyrate (5 mL) was added to the reaction mixture and heated to reflux for an additional 2 hours, upon which an additional amount of trimethyl orthobutyrate (5 mL) and pyridinium tosylate (5 mL) were added. After 2 hours of heating to reflux, the mixture was concentrated under reduced pressure, diluted in dichloromethane (300 mL) and methanol (45 mL), washed with saturated aqueous sodium bicarbonate solution, dried over magnesium sulfate, and the mixture was concentrated under reduced pressure to afford 57.0 g of 7-bromo-1-(4,4-dimethoxybutyl)-2-propyl-1*H*-imidazo[4,5-*c*]quinoline as a brown solid.

Part D

Concentrated hydrochloric acid (8 mL) was added to a mixture of 7-bromo-1-(4,4-dimethoxybutyl)-2-propyl-1*H*-imidazo[4,5-*c*]quinoline (57.0 g, 140.3 mmol) in THF (250 mL) and water (70 mL) and stirred overnight at ambient temperature. Additional concentrated hydrochloric acid (10 mL) was added and the reaction mixture was stirred for 4 hours. The reaction mixture was concentrated under reduced pressure and the residue was diluted with water and neutralized with saturated aqueous sodium bicarbonate solution. The mixture was diluted with 10% methanol in dichloromethane, the phases were separated, and the combined organics were dried over magnesium sulfate and concentrated under reduced pressure to afford 50.3 g of 4-(7-bromo-2-propyl-1*H*-imidazo[4,5-*c*]quinolin-1-yl)butyraldehyde.

Part E

4-(7-Bromo-2-propyl-1*H*-imidazo[4,5-*c*]quinolin-1-yl)butyraldehyde (2.77 g, 7.68 mmol) was dissolved in THF (75 mL), stirred at ambient temperature for 30 minutes, and cooled to 0° C. Methylmagnesium iodide (3.33 mL, 9.99 mmol, 3 M in diethyl ether) was added over 5 minutes. The reaction

mixture was allowed to warm to ambient temperature. After 2 hours, 10% hydrochloric acid was added and the reaction mixture was concentrated under reduced pressure. The residue was neutralized with saturated aqueous sodium bicarbonate, extracted in 10% methanol in dichloromethane, dried over
5 magnesium sulfate and concentrated under reduced pressure to provide 2.6 g of 5-(7-bromo-2-propyl-1*H*-imidazo[4,5-*c*]quinolin-1-yl)pentan-2-ol as an orange-brown solid.

Part F

Dess-Martin periodinan (3.51 g, 8.29 mmol) was added to a solution of
10 5-(7-bromo-2-propyl-1*H*-imidazo[4,5-*c*]quinolin-1-yl)pentan-2-ol (2.6 g, 6.9 mmol) in dichloromethane and stirred overnight at ambient temperature. The reaction mixture was diluted with sodium thiosulfite (2 x 50 mL) and the layers were separated. The organic layer was dried over magnesium sulfate and concentrated under reduced pressure. The residue was dissolved in
15 dichloromethane, washed with saturated aqueous sodium bicarbonate (twice) and brine, dried over magnesium sulfate, and concentrated under reduced pressure to afford 2.50 g of 5-(7-bromo-2-propyl-1*H*-imidazo[4,5-*c*]quinolin-1-yl)pentan-2-one.

Part G

20 5-(7-Bromo-2-propyl-1*H*-imidazo[4,5-*c*]quinolin-1-yl)pentan-2-one (2.5 g, 6.68 mmol) was dissolved in propanol (25 mL) and water (5 mL) and degassed with nitrogen for 5 minutes. Phenylboronic acid (1.97 g, 7.35 mmol), palladium (II) acetate (7 mg, 0.03 mmol), triphenylphosphine (0.17 g, 0.06 mmol), and sodium carbonate (0.85 g, 8.01 mmol) were added sequentially to
25 the reaction mixture and heated at 100 °C overnight. The mixture was concentrated under reduced pressure and the residue was diluted with dichloromethane, washed with saturated aqueous sodium bicarbonate solution and brine, dried over magnesium sulfate, and concentrated under reduced pressure. Purification was performed with flash column chromatography on
30 silica gel (eluting with 3% methanol in dichloromethane) to obtain 1.0 g of 5-(7-phenyl-2-propyl-1*H*-imidazo[4,5-*c*]quinolin-1-yl)pentan-2-one.

Part H

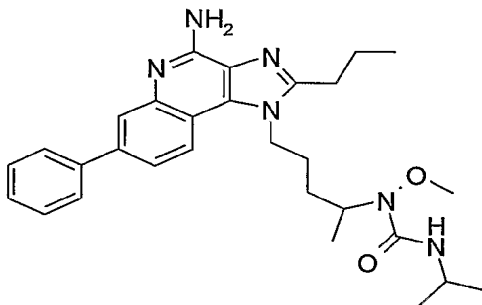
The general method described in Part G of Example 6 was followed using 5-(7-phenyl-2-propyl-1*H*-imidazo[4,5-*c*]quinolin-1-yl)pentan-2-one (1.0 g, 2.69 mmol) in lieu of *N*-methoxy-*N*-[4-(2-propyl-1*H*-imidazo[4,5-*c*]quinolin-1-yl)butyl]acetamide. Recrystallization from hot methanol and water afforded 0.1815 g of 5-(4-amino-7-phenyl-2-propyl-1*H*-imidazo[4,5-*c*]quinolin-1-yl)pentan-2-one as a tan powder, mp 202-204 °C. MS (APCI) *m/z* 387.1 (M + H⁺); Anal. calcd for C₂₄H₂₆N₄O • 0.66H₂O: C, 72.36; H, 6.91; N, 14.06. Found: C, 64.95; H, 7.78; N, 17.92. C₂₄H₂₆N₄O • 0.66H₂O Exact Mass: Theor. Mass: 387.2185 Da. Meas. Mass: 387.2191 Da. Mass Dev. 1.5 ppm.

Part I

Methoxylamine hydrochloride (0.98 g, 11.79 mmol) was added to a solution of 5-(4-amino-7-phenyl-2-propyl-1*H*-imidazo[4,5-*c*]quinolin-1-yl)pentan-2-one (3.8 g, 9.83 mmol) in ethanol (50 mL) and water (10 mL) and stirred at ambient temperature for 3 hours. The mixture was then concentrated under reduced pressure, diluted with dichloromethane, washed with saturated aqueous sodium bicarbonate solution and brine, dried over magnesium sulfate, and concentrated under reduced pressure. The residue was purified by flash column chromatography on silica gel (eluting with 5% methanol in dichloromethane) and recrystallized from methanol and water to afford 3.6 g of 5-(4-amino-7-phenyl-2-propyl-1*H*-imidazo[4,5-*c*]quinolin-1-yl)pentan-2-one *O*-methyloxime as a tan solid, mp 191-192 °C. MS (APCI) *m/z* 416.2 (M + H⁺); C₂₅H₂₉N₅O Exact Mass: Theor. Mass: 416.2450 Da. Meas. Mass: 416.2448 Da. Mass. Dev. -0.5 ppm.

Example 18

1-[4-(4-Amino-7-phenyl-2-propyl-1*H*-imidazo[4,5-*c*]quinolin-1-yl)-1-methylbutyl]-3-isopropyl-1-methoxyurea



5 Part A

Sodium cyanoborohydride (2.26 g, 36.1 mmol) was added to a solution of 5-(4-amino-7-phenyl-2-propyl-1*H*-imidazo[4,5-*c*]quinolin-1-yl)pentan-2-one *O*-methyloxime (3.0 g, 7.22 mmol) in ethanol (50 mL) and acetic acid (3 mL) and stirred at ambient temperature overnight. Another portion of sodium cyanoborohydride was added (1.0 g) and the reaction was stirred for an additional 4 hours. The reaction mixture was concentrated under reduced pressure and the residue was diluted in water and neutralized to pH ~8 with 10% sodium hydroxide solution. The product was extracted into dichloromethane, washed with saturated sodium bicarbonate solution and brine, dried over magnesium sulfate, and concentrated under reduced pressure to provide 2.73 g of *N*-[4-(4-amino-7-phenyl-2-propyl-1*H*-imidazo[4,5-*c*]quinolin-1-yl)-1-methylbutyl]-*O*-methylhydroxylamine.

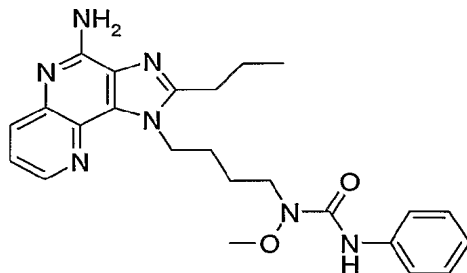
Part B

Isopropyl isocyanate (0.35 mL, 3.58 mmol) was added to a solution of *N*-[4-(4-amino-7-phenyl-2-propyl-1*H*-imidazo[4,5-*c*]quinolin-1-yl)-1-methylbutyl]-*O*-methylhydroxylamine (1.25 g, 2.99 mmol) and stirred at ambient temperature for 2 hours. The reaction mixture was concentrated under reduced pressure and purified by flash column chromatography on silica gel (eluting with 5% methanol in dichloromethane) to provide 1-[4-(4-amino-7-phenyl-2-propyl-1*H*-imidazo[4,5-*c*]quinolin-1-yl)-1-methylbutyl]-3-isopropyl-1-methoxyurea as a tan powder, mp 101-103 °C. MS (APCI) *m/z* 503.3 (M + H⁺);

Anal. calcd for $C_{29}H_{38}N_6O_2 \cdot 0.85H_2O$: C, 67.25; H, 7.73; N, 16.22. Found: C, 66.84; H, 7.64; N, 15.89.

Example 19

5 *N*-[4-(4-Amino-2-propyl-1*H*-imidazo[4,5-*c*][1,5]naphthyridin-1-yl)butyl]-*N*-methoxy-*N'*-phenylurea

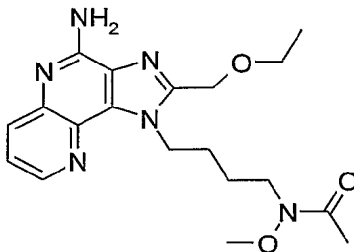


The preparation of 4-(4-amino-2-propyl-1*H*-imidazo[4,5-*c*][1,5]naphthyridin-1-yl)butyl O-methylhydroxylamine is described in Parts A-
 10 H of Example 1. Triethylamine (0.23 mL, 1.64 mmol) was added to a solution of 4-(4-amino-2-propyl-1*H*-imidazo[4,5-*c*][1,5]naphthyridin-1-yl)butyl O-methylhydroxylamine (0.45 g, 1.37 mmol) in dichloromethane (10 mL) cooled to $-10\text{ }^{\circ}\text{C}$. Phenyl isocyanate (0.15 mL, 1.37 mmol) was added to the reaction mixture and it was allowed to warm to $0\text{ }^{\circ}\text{C}$ over 1 hour. The reaction mixture
 15 was diluted with dichloromethane (50 mL) and saturated sodium bicarbonate (40 mL) and the phases were separated. The aqueous layer was extracted with dichloromethane (30 mL) and the combined organic layers were dried over magnesium sulfate, filtered, and concentrated under reduced pressure to afford a yellow material. The material was purified by HPFC (0-25% CMA in
 20 chloroform) and recrystallized from acetonitrile to afford an off-white solid. The solid was dried at $100\text{ }^{\circ}\text{C}$ under high vacuum to afford 0.388 g of *N*-[4-(4-amino-2-propyl-1*H*-imidazo[4,5-*c*][1,5]naphthyridin-1-yl)butyl]-*N*-methoxy-*N'*-phenylurea as an off-white powder, mp $155\text{-}156\text{ }^{\circ}\text{C}$. Anal. calcd for $C_{24}H_{29}N_7O_2$: C, 64.41; H, 6.53; N, 21.91. Found: C, 64.20; H, 6.64; N, 21.93.

25

Example 20

N-[4-(4-amino-2-ethoxymethyl-1*H*-imidazo[4,5-*c*][1,5]naphthyridin-1-yl)butyl]-
N-Methoxyacetamide



5 Part A

The general methods of Parts A-C of Example 1 were repeated using 4,4-dimethoxybutylamine (14.4 mL) in lieu of 4,4-diethoxybutylamine in Part B of Example 1 to transform 4-chloro-3-nitro[1,5]naphthyridine into *N*⁴-(4,4-dimethoxybutyl)-[1,5]naphthyridine-3,4-diamine.

10 Part B

Ethoxyacetyl chloride (4.2 mL, 37.4 mmol, 1.1 eq) was added dropwise over 8 minutes to a solution of *N*⁴-(4,4-dimethoxybutyl)[1,5]naphthyridine-3,4-diamine (9.50 g, 34.0 mmol) in dichloromethane (140 mL) and stirred at ambient temperature for 2 hours. The reaction mixture was concentrated under reduced pressure and the residue was dissolved in ethanol (140 mL). Sodium hydroxide (6M) solution (8.5 mL, 51 mmol) was added to the reaction mixture, which was then heated for 60 °C for 3 hours. The mixture was cooled to ambient temperature and concentrated under reduced pressure. The residue was dissolved in dichloromethane (150 mL) and water (100 mL). The pH of the mixture was adjusted to 7 and the layers were separated. The aqueous layer was back-extracted with dichloromethane (2 x 50 mL) and the combined organic layers were dried over magnesium sulfate, filtered, and concentrated under reduced pressure to afford 10.52 g of 1-(4,4-dimethoxybutyl)-2-ethoxymethyl-1*H*-imidazo[4,5-*c*][1,5]naphthyridine.

25 Part C

A modified version of the general methods described in Parts E-H of Example 1 was sequentially followed with 1-(4,4-dimethoxybutyl)-2-ethoxymethyl-1*H*-imidazo[4,5-*c*][1,5]naphthyridine (10.5 g, 30.5 mmol) used in

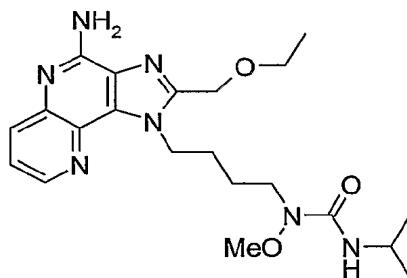
lieu of *N*⁴-(4,4-diethoxybutyl)-2-propyl-1*H*-imidazo[4,5-*c*][1,5]naphthyridine as the substrate. The formation of the *O*-methyl oxime, analogous to part F of Example 1, was accomplished in the absence of sodium hydroxide solution and the reaction was complete after 2 hours. Isolation after the last step of the sequence afforded 0.55 g of *O*-methyl-*N*-[4-(4-amino-2-ethoxymethyl-1*H*-imidazo[4,5-*c*][1,5]naphthyridin-1-yl)butyl]hydroxylamine.

Part D

The general method of Part I of Example 1 was followed using *O*-methyl-*N*-[4-(4-amino-2-ethoxymethyl-1*H*-imidazo[4,5-*c*][1,5]naphthyridin-1-yl)butyl]hydroxylamine (0.24 g, 0.70 mmol, 1.0 eq) in lieu of 4-(4-amino-2-propyl-1*H*-imidazo[4,5-*c*][1,5]naphthyridin-1-yl)butyl *O*-methylhydroxylamine. After purification by HPFC, the isolated material was recrystallized from acetonitrile, filtered, and dried at 140 °C under high vacuum to provide 0.121 g of *N*-[4-(4-amino-2-ethoxymethyl-1*H*-imidazo[4,5-*c*][1,5]naphthyridin-1-yl)butyl]-*N*-methoxyacetamide as a white powder, mp 180-181 °C. Anal. calcd for C₁₉H₂₆N₆O₃: C, 58.90; H, 6.76; N, 21.68. Found: C, 58.55; H, 6.71; N, 21.51.

Example 21

1-[4-(4-Amino-2-ethoxymethyl-1*H*-imidazo[4,5-*c*][1,5]naphthyridin-1-yl)butyl]-3-isopropyl-1-methoxyurea



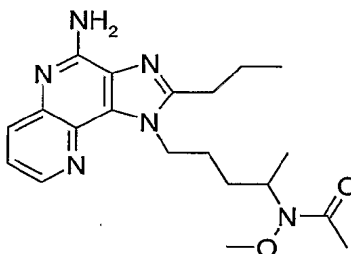
The preparation of *O*-methyl-*N*-[4-(4-amino-2-ethoxymethyl-1*H*-imidazo[4,5-*c*][1,5]naphthyridin-1-yl)butyl]-hydroxylamine is described in Parts A-C of Example 20. Triethylamine (0.14 mL, 1.01 mmol) was added to a solution of *O*-methyl-*N*-[4-(4-amino-2-ethoxymethyl-1*H*-imidazo[4,5-*c*][1,5]naphthyridin-1-yl)butyl]hydroxylamine (0.29 g, 0.84 mmol) in

dichloromethane (8 mL) and cooled to $-8\text{ }^{\circ}\text{C}$. Isopropyl isocyanate (0.08 mL, 0.84 mmol) was added dropwise to the reaction mixture, allowed to warm to ambient temperature and was stirred overnight. The reaction mixture was then diluted with dichloromethane (40 mL) and saturated aqueous sodium bicarbonate (30 mL) and the phases were separated. The aqueous phase was extracted with dichloromethane (20 mL) and the combined organic layers were dried over magnesium sulfate, filtered, and concentrated to afford a yellow solid. The material was then purified by HPFC (eluting with 0-25% CMA in chloroform) and crystallized from acetonitrile, filtered, dried at $80\text{ }^{\circ}\text{C}$ in a vacuum oven over the weekend to afford 0.178 g of 1-[4-(4-amino-2-ethoxymethyl-1*H*-imidazo[4,5-*c*][1,5]naphthyridin-1-yl)butyl]-3-isopropyl-1-methoxyurea as a white powder, mp $146\text{-}147\text{ }^{\circ}\text{C}$. Anal. calcd for $\text{C}_{21}\text{H}_{31}\text{N}_7\text{O}_3$: C, 58.72; H, 7.27; N, 22.83. Found: C, 58.54; H, 7.27; N, 22.78.

15

Example 22

N-Methoxy-N-[4-(4-amino-2-propyl-1*H*-imidazo[4,5-*c*][1,5]naphthyridin-1-yl)1-methyl-butyl]acetamide



Part A

20

The preparation of ethyl 4-[(3-amino[1,5]naphthyridine-4-yl)amino]butyrate is described in Parts A-B of Example 4. Trimethyl orthobutyrate (9.1 mL, 57.2 mmol) and pyridine hydrochloride (110 mg, 0.95 mmol) were added to a solution of ethyl 4-[(3-amino-[1,5]naphthyridine-4-yl)amino]butyrate (13.08 g, 47.7 mmol) in toluene (190 mL) and heated at reflux for 3 hours. The reaction mixture was cooled to ambient temperature and concentrated under reduced pressure. The residue was dissolved in dichloromethane (200 mL) and washed with saturated aqueous sodium bicarbonate (150 mL). The aqueous layer was extracted with dichloromethane

25

(2 x 50 mL). The combined organics were dried over magnesium sulfate, filtered, and concentrated under reduced pressure to afford 14.9 g of ethyl 4-(2-propyl-1*H*-imidazo[4,5-*c*][1,5]naphthyridin-1-yl)-butyrate as a yellow solid.

Part B

5 A modified version of the general methods described in Parts D-G of Example 4 was sequentially followed with ethyl 4-(2-propyl-1*H*-imidazo[4,5-*c*][1,5]naphthyridin-1-yl)butyrate (6.0 g, 18.4 mmol) used in lieu of ethyl 4-(2-butyl-1*H*-imidazo[4,5-*c*][1,5]naphthyridin-1-yl)butyrate as the starting substrate. Isolation after the last step of the sequence afforded 6.06 g of crude 5-(2-propyl-1*H*-imidazo[4,5-*c*][1,5]naphthyridin-1-yl)pentan-2-one.

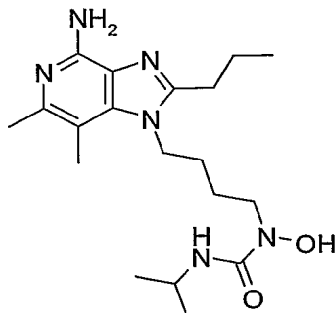
Part C

15 A modified version of the general methods described in Parts D-G of Example 6 was sequentially followed with 5-(2-propyl-1*H*-imidazo[4,5-*c*][1,5]naphthyridin-1-yl)-pentan-2-one (5.27 g, 17.8 mmol) used in lieu of 4-(2-propyl-1*H*-imidazo[4,5-*c*]quinolin-1-yl)butyraldehyde as the starting substrate. The formation of the O-methyl oxime, analogous to Part D of Example 6, was performed in the absence of sodium hydroxide and the pH of the reaction mixture was adjusted to ~8 after completion of the reaction. The reduction of the oxime, analogous to Part E of Example 6, was complete after running
20 overnight. Prior to addition of the ammonium hydroxide in the step analogous to Part G of Example 6, the reaction mixture was cooled to 0 °C and para-toluenesulfonyl chloride (1.1 eq) was substituted for phenylsulfonyl chloride. The reaction was incomplete after an hour, and additional para-toluenesulfonyl chloride (0.5 eq) was added. After the final step in the sequence, purification by
25 HPFC (0-30% CMA in chloroform), trituration from acetonitrile, filtration, and drying of the material in a vacuum oven at 80 °C afforded 77 mg of N-[4-(4-amino-2-propyl-1*H*-imidazo[4,5-*c*][1,5]naphthyridin-1-yl)1-methyl-butyl]-N-methoxyacetamide as an off-white powder, mp 158-159 °C. Anal. calcd for C₂₀H₂₈N₆O₂: C, 62.48; H, 7.34; N, 21.86. Found: C, 62.19; H, 7.61; N, 22.09.

30

Example 23

1-[4-(4-Amino-6,7-dimethyl-2-propyl-1*H*-imidazo[4,5-*c*]pyridin-1-yl)butyl]-1-hydroxy-3-isopropylurea



5 Part A

The preparation of *tert*-butyl 4-(4-amino-6,7-dimethyl-2-propyl-1*H*-imidazo[4,5-*c*]pyridin-1-yl)butyl[(*tert*-butoxycarbonyl)oxy]carbamate is described in Parts A-F of Example 14. A mixture of 4M hydrochloric acid in dioxane (2.25 mL, 9.0 mmol, 20 eq) was added to a solution of *tert*-butyl 4-(4-amino-6,7-dimethyl-2-propyl-1*H*-imidazo[4,5-*c*]pyridin-1-yl)butyl[(*tert*-butoxycarbonyl)oxy]carbamate (0.22 g, 0.45 mmol, 1 eq) in dichloromethane (5 mL) and stirred for 2 hours. The reaction mixture was concentrated under reduced pressure and the resulting white solid was concentrated from chloroform and dried under vacuum to provide N-[4-(4-amino-6,7-dimethyl-2-propyl-1*H*-imidazo[4,5-*c*]pyridin-1-yl)butyl]hydroxylamine.

15 Part B

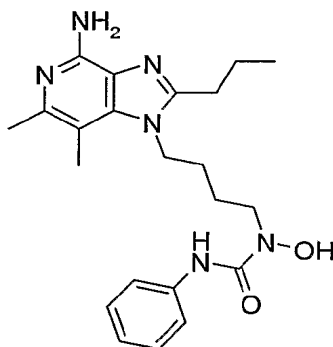
Triethylamine (0.250 mL, 1.8 mmol) was added to a suspension of the material from Part A in dichloromethane (5 mL). Addition of dichloroethane (2 mL), DMF (0.5 mL), and additional triethylamine (0.250 mL) failed to provide a homogeneous mixture. The reaction mixture was cooled to -10 °C and isopropyl isocyanate (0.045 mL, 0.45 mmol) was added dropwise to the mixture, which was then allowed to slowly warm to between 0-5° C while stirring over 1 hour. The reaction mixture was diluted with dichloromethane (20 mL) and saturated aqueous sodium bicarbonate (15 mL) and stirred vigorously and the phases were separated. The aqueous layer was extracted with dichloromethane (3 x 10 mL) and the combined organics were washed with saturated aqueous

sodium bicarbonate (10 mL), dried over sodium sulfate, filtered, and concentrated under reduced pressure to produce a white solid. The material was triturated with acetonitrile, dried under high vacuum at 80 °C overnight, recrystallized from acetonitrile, sonicated for 1 minute, filtered, and washed with cold acetonitrile to afford 0.08 g of 1-[4-(4-amino-6,7-dimethyl-2-propyl-1*H*-imidazo[4,5-*c*]pyridine-1-yl)butyl-1-hydroxy-3-isopropylurea as a white powder, mp 138.5-140.0 °C. Anal. Calcd for C₁₉H₃₂N₆O₂ C, 60.61; H, 8.57; N, 22.32; Found: C, 60.49; H, 8.80; N, 22.56.

10

Example 24

1-[4-(4-Amino-6,7-dimethyl-2-propyl-1*H*-imidazo[4,5-*c*]pyridine-1-yl)butyl]-1-hydroxy-3-phenylurea



15

A solution of 4N hydrochloric acid in dioxane (2.5 mL, 10.2 mmol, 20 eq) was added to a solution of *tert*-butyl 4-(4-amino-6,7-dimethyl-2-propyl-1*H*-imidazo[4,5-*c*]pyridin-1-yl)butyl[(*tert*-butoxycarbonyl)oxy]carbamate (250 mg, 0.51 mmol), prepared as described in Parts A-F of Example 14, and stirred for 1 hour at ambient temperature. Methanol (2 mL) was added to the reaction mixture, which was stirred overnight. The reaction mixture was concentrated under reduced pressure and the material was concentrated from methanol and chloroform and dried. The material was suspended in dichloromethane (5 mL) and triethylamine (0.71 mL, 5.1 mmol) and cooled to -5 °C. Phenyl isocyanate (0.056 mL, 0.51 mmol) was added dropwise and the reaction mixture was slowly allowed to warm to ambient temperature. After two hours, the reaction mixture was diluted with dichloromethane (10 mL) and saturated aqueous sodium bicarbonate (5 mL) and stirred vigorously and the phases were separated. The

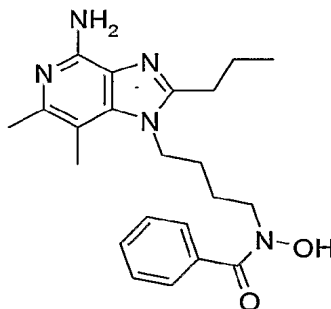
25

aqueous layer was extracted with dichloromethane (2 x 10 mL) and the combined organics were washed with saturated aqueous sodium bicarbonate (10 mL), dried over sodium sulfate, filtered, and concentrated under reduced pressure to produce a white solid. The material was purified by HPFC (eluting with 5-30% CMA in chloroform), recrystallized from acetonitrile, triturated with ethyl acetate and dried at 80 °C under high vacuum to afford 60 mg of 1-[4-(4-amino-6,7-dimethyl-2-propyl-1*H*-imidazo[4,5-*c*]pyridine-1-yl)butyl]-1-hydroxy-3-phenyl-urea as a white powder, mp 159.0-160.5 °C. Anal. Calcd for C₂₂H₃₀N₆O₂ C, 64.37; H, 7.37; N, 20.47; Found: C, 64.01; H, 7.20; N, 20.27.

10

Example 25

N-Hydroxy-*N*-[4-(4-amino-6,7-dimethyl-2-propyl-1*H*-imidazo[4,5-*c*]pyridin-1-yl)-butyl]benzamide



15 The general method of Example 24 was followed with benzoyl chloride (0.059 mL) used in lieu of phenyl isocyanate. After the addition of benzoyl chloride, the reaction mixture was stirred overnight and cooled to -5 °C. Additional portions of benzoyl chloride (0.002 and 0.005 mL) were added in one hour increments and after one additional hour, the work-up procedure of

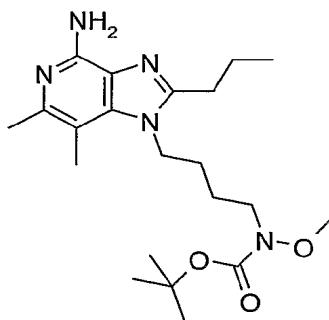
20 Example 24 was followed. Prior to purification, the crude material was dissolved in a potassium carbonate and methanol solution (10 mL, 0.5% weight/volume) and stirred. After 30 minutes, the reaction was diluted with water (5 mL) and the pH of the mixture was adjusted to 9 with 1N hydrochloric acid. The reaction mixture was concentrated under reduced pressure, diluted

25 with chloroform (50 mL), washed with saturated aqueous sodium bicarbonate (2 x 10 mL), dried over sodium sulfate, filtered and concentrated under reduced pressure. The material was purified by HPFC (5-35% CMA in chloroform) and

recrystallization from acetonitrile. The purification by HPFC and
recrystallization were repeated to afford 0.043 g of *N*-hydroxy-*N*-[4-(4-amino-
6,7-dimethyl-2-propyl-1*H*-imidazo[4,5-*c*]pyridin-1-yl)butyl]benzamide as a
white powder, mp 132.0-134.0 °C. Anal. Calcd for C₂₂H₂₉N₅O₂•0.5H₂O C,
65.32; H, 7.48; N, 17.31; Found: C, 65.45; H, 7.74; N, 17.47.

Example 26

N-[4-(4-Amino-6,7-dimethyl-2-propyl-1*H*-imidazo[4,5-*c*]pyridin-1-yl)butyl]-*N*-
[*tert*-butyl-carbamate]-*O*-methylhydroxylamine

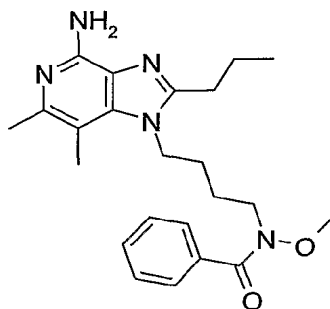


10

Sodium hydride (0.032 g, 0.81 mmol, 60% dispersion in mineral oil, 1
eq) was added to a solution of *N*-[4-(4-amino-6,7-dimethyl-2-propyl-1*H*-
imidazo[4,5-*c*]pyridine-1-yl)-butyl]-*N*-[*tert*-butyl carbamate]hydroxylamine
(0.318 g, 0.81 mmol), prepared as described in Example 14, in DMF (8 mL)
15 cooled to 0°C. The reaction mixture was stirred for 10 minutes and iodomethane
(0.061 mL, 0.97 mmol) was added. After one hour of stirring, the reaction
mixture was concentrated under reduced pressure and the residue was partitioned
between chloroform (20 mL) and saturated aqueous sodium bicarbonate (10
mL). The aqueous layer was extracted with chloroform (2 x 10 mL) and the
20 combined organics were dried over sodium sulfate, filtered, and concentrated
under reduced pressure. The residue was purified by HPFC (2-40% CMA in
chloroform), recrystallized from acetonitrile, and then dried under high vacuum
at 90 °C for 3 hours to afford 0.258 g of *N*-[4-(4-amino-6,7-dimethyl-2-propyl-
1*H*-imidazo[4,5-*c*]pyridin-1-yl)-butyl]-*N*-[*tert*-butyl-carbamate]-*O*-
25 methylhydroxylamine as a white powder, mp 127.0-128.0 °C. Anal. Calcd for
C₂₁H₃₅N₅O₃ C, 62.20; H, 8.70; N, 17.27; Found: C, 62.21; H, 8.82; N, 17.30.

Example 27

N-Methoxy-*N*-[4-(4-amino-6,7-dimethyl-2-propyl-1*H*-imidazo[4,5-*c*]pyridin-1-yl)-butyl]benzamide

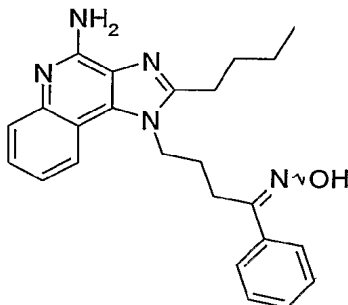


5

A solution of 4N hydrochloric acid in dioxane (2 mL, 7.8 mmol, 20 eq) was added to a solution of *N*-[4-(4-amino-6,7-dimethyl-2-propyl-imidazo[4,5-*c*]pyridin-1-yl)-butyl]-*N*-[*tert*-butyl carbamate]-*O*-methyl-hydroxylamine (160 mg, 0.39 mmol), prepared as described in Example 26, and stirred for 2 hours at ambient temperature. The reaction mixture was concentrated under reduced pressure and the material was washed with methanol and chloroform and concentrated under reduced pressure. The material was suspended in dichloromethane (4 mL) and triethylamine (0.54 mL, 3.9 mmol) and cooled to – 5 °C. Benzoyl chloride (0.045 mL, 0.39 mmol) was added dropwise and the reaction mixture was slowly allowed to warm to ambient temperature. After two hours, the reaction mixture was diluted with dichloromethane (20 mL) and washed with saturated aqueous sodium bicarbonate (3 x 5 mL), dried over sodium sulfate, filtered, and concentrated under reduced pressure to produce a white solid. The material was purified by HPFC (eluting with 2-30% CMA in chloroform), recrystallized from ethyl acetate, and dried at 100 °C under high vacuum to afford 32 mg of *N*-methoxy-*N*-[4-(4-amino-6,7-dimethyl-2-propyl-1*H*-imidazo[4,5-*c*]pyridin-1-yl)butyl]benzamide as a white powder, mp 136.0-137.0 °C. Anal. Calcd for C₂₃H₃₁N₅O₂•0.25H₂O C, 66.72; H, 7.67; N, 16.91; Found: C, 66.63; H, 7.63; N, 16.90.

20

Example 28

4-(4-Amino-2-butyl-1*H*-imidazo[4,5-*c*]quinolin-1-yl)-1-phenylbutan-1-one
oxime

5 Part A

To a stirred mixture of 4-chloro-3-nitroquinoline (100.0 g, 479 mmol) and triethylamine (72.8 g, 719 mmol) in dichloromethane (700 mL) was added dropwise 4-amino-1-butanol (42.7 g, 479 mmol). After the addition was complete, water (500 mL) was added to the reaction mixture to cause the product to precipitate. More water (2 L) was added, and the mixture was stirred overnight and then filtered. The organic solution was dried over sodium sulfate, concentrated under reduced pressure, and combined with the product isolated by filtration to provide 4-(3-nitroquinolin-4-ylamino)butan-1-ol (113 g) as a bright yellow solid.

15 Part B

To a stirred solution of 4-(3-nitroquinolin-4-ylamino)butan-1-ol (70.0 g, 268 mmol) and triethylamine (54.2 g, 536 mmol) in chloroform (900 mL) was added *tert*-butyldimethylsilyl chloride (TBDMSCl, 60.6 g, 402 mmol). After 3.5 hours, additional triethylamine (19.0 g, 188 mmol) and TBDMSCl (20.2 g, 134 mmol) were added and the mixture stirred overnight. After the addition of additional TBDMSCl (4.0 g, 27 mmol), the reaction was complete as judged by thin layer chromatography (TLC). Chloroform (900 mL) was added and the mixture washed successively with 360 mL each of a 0.10 N hydrochloric acid solution, a saturated aqueous sodium bicarbonate solution, and brine; dried over sodium sulfate; filtered; and solvent evaporated to leave a mixture of [4-(*tert*-butyldimethylsilyloxy)butyl](3-nitro-quinolin-4-yl)amine and *tert*-

butyldimethylsilanol (117 g total, about 65:35 mol:mol) which was used in the next step without further purification.

Part C

5 The mixture of [4-(*tert*-butyldimethylsilyloxy)butyl](3-nitro-quinolin-4-yl)amine and *tert*-butyldimethylsilanol (110 g) from the previous step was dissolved in toluene (880 mL) and placed in a Parr hydrogenation vessel along with 5% platinum on carbon catalyst (3.0 g). The vessel was pressurized to 50 psi (3.4×10^5 Pa) hydrogen and shaken on the Parr apparatus for 1.5 hours, occasionally adding additional hydrogen to maintain a pressure of 50 psi ($3.4 \times$
10 10^5 Pa). After 3 hours, the reaction mixture was filtered through CELITE filter agent and concentrated under reduced pressure to provide N^4 -[4-(*tert*-butyldimethylsilyloxy)butyl]quinoline-3,4-diamine as a dark oil that was used directly in the next step without further purification.

Part D

15 A solution of N^4 -[4-(*tert*-butyldimethylsilyloxy)butyl]quinoline-3,4-diamine (62.9 g, 182 mmol) and trimethyl orthovalerate (45.2 g, 278 mmol) in toluene (200 mL) was heated at reflux for 2 hours and then concentrated under reduced pressure to provide 2-butyl-1-[4-(*tert*-butyldimethylsilyloxy)butyl]-1*H*-imidazo[4,5-*c*]quinoline as an oil that was used directly in the next step
20 without further purification.

Part E

The 2-butyl-1-[4-(*tert*-butyldimethylsilyloxy)butyl]-1*H*-imidazo[4,5-*c*]quinoline from the previous step and tetrabutylammonium fluoride (142 mL of a 1 M solution in tetrahydrofuran) were dissolved in tetrahydrofuran (THF) (400
25 mL) and stirred for 1 hour, then concentrated under reduced pressure to provide 4-(2-butyl-1*H*-imidazo[4,5-*c*]quinolin-1-yl)butan-1-ol (20.0 g) as a light brown solid after chromatography on silica gel (elution with 10% methanol in dichloromethane).

Part F

30 A solution of dimethyl sulfoxide (DMSO, 7.88 g, 101 mmol) in dichloromethane (130 mL) was cooled in a dry ice/acetone bath and stirred. Oxalyl chloride (9.40 g, 74 mmol) was added dropwise, followed by a solution

of 4-(2-butyl-1*H*-imidazo[4,5-*c*]quinolin-1-yl)butan-1-ol (20.0 g, 67.3 mmol) in dichloromethane (320 mL). After five minutes triethylamine (20.42 g, 202 mmol) was added, and the mixture was allowed to warm to room temperature. After the addition of chloroform (500 mL), the mixture was washed successively with a saturated ammonium chloride solution (200 mL) and a saturated aqueous sodium bicarbonate solution (200 mL), dried over sodium sulfate, filtered, and concentrated to a dark solid. This solid was slurried in diethyl ether until a fine solid resulted. The product was filtered and dried to provide 4-(2-butyl-1*H*-imidazo[4,5-*c*]quinolin-1-yl)butyraldehyde (17.9 g) as a light brown solid.

10 Part G

To a stirred solution of 4-(2-butyl-1*H*-imidazo[4,5-*c*]quinolin-1-yl)butyraldehyde (8.0 g, 27.1 mmol) in anhydrous THF (270 mL) was added dropwise a solution of phenylmagnesium bromide (27.08 mL of a 1 M solution in THF). After 30 minutes, the solution was quenched with saturated ammonium chloride (100 mL), diluted with ethyl acetate (300 mL), and the layers separated. The organic solution was washed successively with a saturated aqueous sodium bicarbonate solution (100 mL) and brine (100 mL), dried over sodium sulfate, filtered, and concentrated to a light orange oil. Chromatography on silica gel (elution with 5% methanol in dichloromethane) provided 4-(2-butyl-1*H*-imidazo[4,5-*c*]quinolin-1-yl)-1-phenylbutan-1-ol (4.3 g) as a light orange, gummy solid.

20 Part H

A solution of DMSO (1.35 g, 17.3 mmol) in dichloromethane (22 mL) was cooled in a dry ice/acetone bath and stirred. Oxalyl chloride (1.61 g, 12.7 mmol) was added dropwise, followed by a solution of 4-(2-butyl-1*H*-imidazo[4,5-*c*]quinolin-1-yl)-1-phenylbutan-1-ol (4.3 g, 11.5 mmol) in dichloromethane (55 mL). After five minutes, triethylamine (3.49 g, 34.5 mmol) was added, and the mixture was allowed to warm to room temperature. After the addition of chloroform (300 mL), the mixture was washed successively with a saturated ammonium chloride solution (100 mL) and a saturated aqueous sodium bicarbonate solution (100 mL), dried over sodium sulfate, filtered, and

30

concentrated to provide 4-(2-butyl-1*H*-imidazo[4,5-*c*]quinolin-1-yl)-1-phenylbutan-1-one (4.15 g) as an off-white solid.

Part I

To a stirred solution of 4-(2-butyl-1*H*-imidazo[4,5-*c*]quinolin-1-yl)-1-phenylbutan-1-one (4.15 g, 11.2 mmol) in chloroform (56 mL) was added 3-chloroperoxybenzoic acid (m-CPBA, approximately 77% purity, 2.75 g, 12.3 mmol) portionwise over a several minute period. After 1 hour, the reaction was not complete as judged by TLC, so an additional charge of m-CPBA (1.0 g) was added. After stirring for 30 minutes, the mixture was diluted with chloroform (200 mL), washed successively with a saturated aqueous sodium bicarbonate solution (2 x 100 mL) and brine (100 mL), dried over sodium sulfate, filtered, and concentrated to provide 4-(2-butyl-5-oxido-1*H*-imidazo[4,5-*c*]quinolin-1-yl)-1-phenylbutan-1-one as a dark oil that was used directly in the next step without further purification.

Part J

To a vigorously stirred mixture of the 4-(2-butyl-5-oxido-1*H*-imidazo[4,5-*c*]quinolin-1-yl)-1-phenylbutan-1-one from the previous step in dichloromethane (49 mL) and ammonium hydroxide (16 mL) was added *p*-toluenesulfonyl chloride (2.34 g, 12.3 mmol) portionwise over several minutes. After 15 minutes the reaction mixture was diluted with chloroform (200 mL) and saturated aqueous sodium bicarbonate solution (100 mL). The layers were separated and the organic phase was washed again with a saturated aqueous sodium bicarbonate solution (100 mL). The aqueous portions were then back extracted with chloroform (50 mL). The organics were combined, dried over sodium sulfate, filtered, and concentrated to a dark yellow solid. The dark yellow solid was slurried in diethyl ether and filtered to form a fine off-white solid. This solid was recrystallized from *N,N*-dimethylformamide (DMF) and water to afford 4-(4-amino-2-butyl-1*H*-imidazo[4,5-*c*]quinolin-1-yl)-1-phenylbutan-1-one as an off-white fluffy solid, mp 178-180 °C.

MS (APCI) m/z 387 ($M + H$)⁺;

Anal. calcd for C₂₄H₂₆N₄O: C, 74.58; H, 6.78; N, 14.50. Found: C, 74.45; H, 6.77; N, 14.47.

Part K

By the general method described in Part F of Example 30, 4-(4-amino-2-butyl-1*H*-imidazo[4,5-*c*]quinolin-1-yl)-1-phenylbutan-1-one was reacted with hydroxylamine hydrochloride to provide 4-(4-amino-2-butyl-1*H*-imidazo[4,5-*c*]quinolin-1-yl)-1-phenylbutan-1-one oxime in about a 10 to 1 mixture of E and Z isomers as white crystals after recrystallization from methanol, mp 242-244 °C.

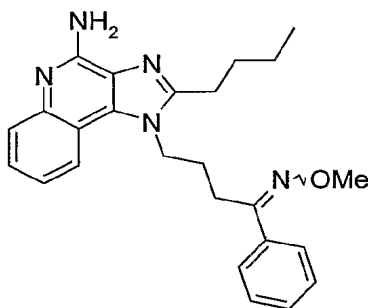
MS (APCI) m/z 402 (M + H)⁺;

Anal. calcd for C₂₄H₂₇N₅O·0.45 H₂O: C, 70.39; H, 6.86; N, 17.10. Found: C,

70.18; H, 6.78; N, 16.83.

Example 29

4-(4-Amino-2-butyl-1*H*-imidazo[4,5-*c*]quinolin-1-yl)-1-phenylbutan-1-one
O-methyloxime



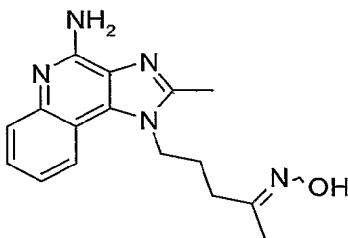
By the general method described in Part F of Example 30, 4-(4-amino-2-butyl-1*H*-imidazo[4,5-*c*]quinolin-1-yl)-1-phenylbutan-1-one was reacted with *O*-methylhydroxylamine hydrochloride to provide 4-(4-amino-2-butyl-1*H*-imidazo[4,5-*c*]quinolin-1-yl)-1-phenylbutan-1-one *O*-methyloxime) in about an 8.7 to 1 mixture of E and Z isomers as a yellow solid after recrystallization from methanol, mp 198-200 °C.

MS (APCI) m/z 416 (M + H)⁺;

Anal. calcd for C₂₅H₂₉N₅O: C, 72.26; H, 7.03; N, 16.85. Found: C, 72.12; H,

7.11; N, 16.72.

Example 30

5-(4-Amino-2-methyl-1*H*-imidazo[4,5-*c*]quinolin-1-yl)pentan-2-one oxime

Part A

5 The general method described in Part A of Example 28 was used to react 4-chloro-3-nitroquinoline (45.0 g, 216 mmol), 3-(2-methyl-[1,3]dioxolan-2-yl)propylamine (37.0 g, 255 mmol, prepared as described in PCT Publication WO 01/51486) and triethylamine (37.0 g, 366 mmol) in dichloromethane for 15 hours to provide [3-(2-methyl-[1,3]dioxolan-2-yl)propyl]-(3-nitroquinolin-4-yl)amine (44.1 g) as a yellow solid after recrystallization from a toluene/hexane mixture.

Part B

15 The product from the previous step, [3-(2-methyl-[1,3]dioxolan-2-yl)propyl]-(3-nitro-quinolin-4-yl)amine (29.5 g, 93.0 mmol), was stirred with sodium dithionite (67.0 g, approximately 85% pure), potassium carbonate (51.4 g, 372 mmol), and ethyl viologen dibromide (0.37 g, 1 mmol) in a mixture of dichloromethane and water (375 mL each) for 15 hours. The layers were then separated, and the organic phase was washed successively with a saturated aqueous sodium bicarbonate solution and water (250 mL each), dried over potassium carbonate, filtered, and concentrated under reduced pressure to provide *N*⁴-[3-(2-methyl-[1,3]dioxolan-2-yl)-propyl]quinoline-3,4-diamine (26.0 g) as a dark solid that was used directly in the next step without further purification.

Part C

25 A solution of *N*⁴-[3-(2-methyl-[1,3]dioxolan-2-yl)propyl]quinoline-3,4-diamine (6.20 g, 21.6 mmol), triethyl orthoacetate (3.10 g, 25.8 mmol) and pyridinium *p*-toluenesulfonate (0.18 g, 0.71 mmol) in toluene (250 mL) was heated at reflux under a Dean-Stark trap for 2 hours, periodically draining off the

distillate and adding fresh toluene to the reaction mixture. The solution was concentrated under reduced pressure, and the residue was taken up in dichloromethane (150 mL), washed successively with a saturated aqueous sodium bicarbonate solution and water (100 mL each), dried over potassium carbonate, filtered, and concentrated under reduced pressure to provide 2-methyl-1-[3-(2-methyl-[1,3]dioxolan-2-yl)propyl]-1*H*-imidazo[4,5-*c*]quinoline (6.70 g) as a dark oil that was used directly in the next step without further purification.

Part D

The general method described in Parts I and J of Example 28 was used to aminate 2-methyl-1-[3-(2-methyl-[1,3]dioxolan-2-yl)propyl]-1*H*-imidazo[4,5-*c*]quinoline (6.70 g, 21.5 mmol) by reaction with *m*-CPBA (9.4 g) to provide 2-methyl-1-[3-(2-methyl-[1,3]dioxolan-2-yl)-propyl]-5-oxido-1*H*-imidazo[4,5-*c*]quinoline followed by reaction with *p*-toluenesulfonyl chloride (7.20 g, 37.8 mmol) and ammonium hydroxide solution (100 mL) to provide 2-methyl-1-[3-(2-methyl-[1,3]dioxolan-2-yl)propyl]-1*H*-imidazo[4,5-*c*]quinolin-4-amine (3.9 g) as an off-white solid after recrystallization from toluene, mp 193-195 °C.

MS (APCI) m/z 327 (M + H)⁺;

Anal. calcd for C₁₈H₂₂N₄O₂: C, 66.24; H, 6.79; N, 17.17. Found: C, 66.07; H, 6.58; N, 16.91.

Part E

Concentrated hydrochloric acid (3 mL) was added to 2-methyl-1-[3-(2-methyl-[1,3]dioxolan-2-yl)propyl]-1*H*-imidazo[4,5-*c*]quinolin-4-amine (1.0 g, 2.7 mmol), and the mixture stirred for a few minutes until everything was in solution. Water (5 mL) was then added and the solution stirred for one hour at room temperature. After the addition of dichloromethane (75 mL) and water (25 mL), the solution was made basic by the slow addition of potassium carbonate (10.0 g). The layers were separated, and the organic layer was washed with a saturated aqueous sodium bicarbonate solution (25 mL), dried over potassium carbonate, filtered, and concentrated under reduced pressure to provide 5-(4-amino-2-methyl-1*H*-imidazo[4,5-*c*]quinolin-1-yl)pentan-2-one, mp 194-196 °C.

MS (APCI) m/z 283 (M + H)⁺;

Anal. calcd for $C_{16}H_{18}N_4O \cdot 0.44 H_2O$: C, 66.20; H, 6.56; N, 19.30. Found: C, 66.23; H, 6.52; N, 19.35.

Part F

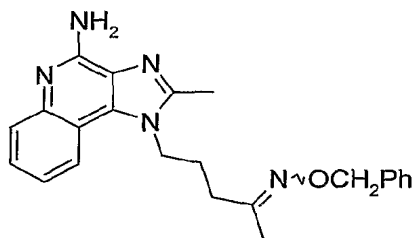
A solution of 5-(4-amino-2-methyl-1*H*-imidazo[4,5-*c*]quinolin-1-yl)pentan-2-one, 2.20 g, 7.80 mmol) in ethanol (50 mL) was heated at reflux, and a solution of hydroxylamine hydrochloride (1.08 g, 15.6 mmol) in water (10 mL) was added, followed by a solution of sodium hydroxide (0.94 g, 23.5 mmol) in water (10 mL). After 30 minutes, the reaction mixture was cooled in an ice bath to cause crystallization of the product, which was isolated by filtration and recrystallized from aqueous DMSO to provide 5-(4-amino-2-methyl-1*H*-imidazo[4,5-*c*]quinolin-1-yl)pentan-2-one oxime in about a 16 to 1 mixture of E and Z isomers as yellow crystals, mp 264-266 °C.

MS (APCI) m/z 298 (M + H)⁺;

Anal. calcd for $C_{16}H_{19}N_5O$: C, 64.63; H, 6.44; N, 23.55. Found: C, 64.39; H, 6.37; N, 23.17.

Example 31

5-(4-Amino-2-methyl-1*H*-imidazo[4,5-*c*]quinolin-1-yl)pentan-2-one *O*-benzyloxime



20

By the general method described in Part F of Example 30, 5-(4-amino-2-methyl-1*H*-imidazo[4,5-*c*]quinolin-1-yl)pentan-2-one was reacted with *O*-benzylhydroxylamine hydrochloride to provide 5-(4-amino-2-methyl-1*H*-imidazo[4,5-*c*]quinolin-1-yl)pentan-2-one *O*-benzyloxime) in about a 3 to 1 mixture of E and Z isomers as white crystals after recrystallization from a mixture of toluene and hexane, mp 146-148 °C.

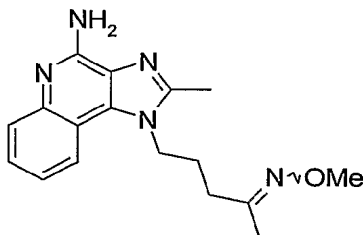
25

MS (APCI) m/z 388 (M + H)⁺;

Anal. calcd for $C_{23}H_{25}N_5O$: C, 71.29; H, 6.50; N, 18.07. Found: C, 71.52; H, 6.60; N, 18.01.

Example 32

5 5-(4-Amino-2-methyl-1*H*-imidazo[4,5-*c*]quinolin-1-yl)pentan-2-one *O*-methyloxime



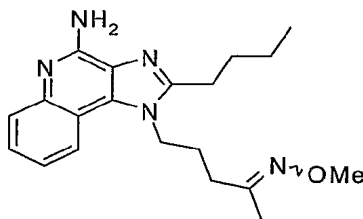
By the general method described in Part F of Example 30, 5-(4-amino-2-methyl-1*H*-imidazo[4,5-*c*]quinolin-1-yl)pentan-2-one was reacted with *O*-methylhydroxylamine hydrochloride to provide 5-(4-amino-2-methyl-1*H*-imidazo[4,5-*c*]quinolin-1-yl)pentan-2-one *O*-methyloxime in about a 5.25 to 1 mixture of *E* and *Z* isomers as white needles after recrystallization from toluene, mp 158-161 °C.

MS (APCI) m/z 312 ($M + H$)⁺;

15 Anal. calcd for $C_{17}H_{21}N_5O$: C, 65.57; H, 6.80; N, 22.49. Found: C, 65.74; H, 6.90; N, 22.44.

Example 33

20 5-(4-Amino-2-butyl-1*H*-imidazo[4,5-*c*]quinolin-1-yl)pentan-2-one *O*-methyloxime



Parts A through F were carried out as described above in Example 28.

Part G

The general method described in Part G of Example 28 was used to react 4-(2-butyl-1*H*-imidazo[4,5-*c*]quinolin-1-yl)butyraldehyde (8.5 g, 28.8 mmol) with methylmagnesium bromide (20.6 mL of a 1.4 M solution in toluene/THF, 28.8 mmol) to provide 5-(2-butyl-1*H*-imidazo[4,5-*c*]quinolin-1-yl)pentan-2-ol (3.54 g) as an off-white solid after chromatography on silica gel (elution with 5% methanol in dichloromethane).

Part H

The general method described in Part H of Example 28 was used to oxidize 5-(2-butyl-1*H*-imidazo[4,5-*c*]quinolin-1-yl)pentan-2-ol (3.54 g, 11.4 mmol) with DMSO (1.33 g, 17.1 mmol), oxalyl chloride (1.59 g, 12.5 mmol), and triethylamine (3.45 g, 34.1 mmol) to provide 5-(2-butyl-1*H*-imidazo[4,5-*c*]quinolin-1-yl)pentan-2-one (2.15 g) as a dark solid.

Parts I and J

The general method described in Parts I and J of Example 28 was used to aminate 5-(2-butyl-1*H*-imidazo[4,5-*c*]quinolin-1-yl)pentan-2-one (2.15 g, 6.95 mmol) by reaction with *m*-CPBA (1.71 g, 7.64 mmol) to provide 5-(2-butyl-5-oxido-1*H*-imidazo[4,5-*c*]quinolin-1-yl)pentan-2-one followed by reaction with *p*-toluenesulfonyl chloride (1.46 g, 7.64 mmol) and ammonium hydroxide solution (10 mL) to provide 5-(4-amino-2-butyl-1*H*-imidazo[4,5-*c*]quinolin-1-yl)pentan-2-one as an off-white solid, mp 173-176 °C.

MS (APCI) m/z 325 ($M + H$)⁺;

Anal. calcd for C₁₉H₂₄N₄O: C, 70.34; H, 7.46; N, 17.27. Found: C, 70.24; H, 7.37; N, 17.25.

Part K

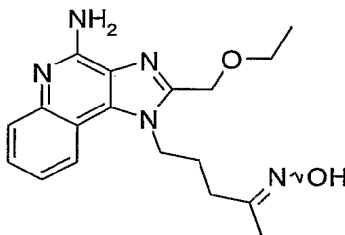
By the general method described in Part F of Example 30, 5-(4-amino-2-butyl-1*H*-imidazo[4,5-*c*]quinolin-1-yl)pentan-2-one was reacted with *O*-methylhydroxylamine hydrochloride to provide 5-(4-amino-2-butyl-1*H*-imidazo[4,5-*c*]quinolin-1-yl)pentan-2-one *O*-methyloxime in about a 7.9 to 1 mixture of E and Z isomers as light brown crystals after recrystallization from aqueous methanol, mp 157-159 °C.

MS (APCI) m/z = 354 ($M+H$)⁺;

Anal. calcd for $C_{20}H_{27}N_5O$: C, 67.96; H, 7.69; N, 19.81. Found C, 67.79; H, 7.59; N, 19.55.

Example 34

5 5-(4-Amino-2-ethoxymethyl-1*H*-imidazo[4,5-*c*]quinolin-1-yl)pentan-2-one
oxime



Part A

By utilizing ethoxyacetyl chloride (1.1 equivalents) and triethylamine
10 (1.1 equivalents) instead of triethyl orthoacetate and pyridinium *p*-
toluenesulfonate in Part C of Example 30, 2-ethoxymethyl-1-[3-(2-methyl-
[1,3]dioxolan-2-yl)propyl]-1*H*-imidazo[4,5-*c*]quinolin-4-amine was prepared,
mp 150-152 °C.

MS (APCI) m/z 371 (M + H)⁺;

15 Anal. calcd for $C_{20}H_{26}N_4O_3$: C, 64.84; H, 7.07; N, 15.12. Found: C, 64.65; H,
7.13; N, 15.01.

Part B

By the general method described in Part E of Example 30, 2-
ethoxymethyl-1-[3-(2-methyl-[1,3]dioxolan-2-yl)propyl]-1*H*-imidazo[4,5-
20 *c*]quinolin-4-amine was hydrolyzed to 5-(4-amino-2-ethoxymethyl-1*H*-
imidazo[4,5-*c*]quinolin-1-yl)pentan-2-one, mp 173-175 °C.

MS (APCI) m/z 327 (M + H)⁺;

Anal. calcd for $C_{18}H_{22}N_4O_2$: C, 66.24; H, 6.79; N, 17.17. Found: C, 66.05; H,
6.94; N, 16.89.

25 Part C

By the general method described in Part F of Example 30, 5-(4-amino-2-
ethoxymethyl-1*H*-imidazo[4,5-*c*]quinolin-1-yl)pentan-2-one was reacted with
hydroxylamine hydrochloride to provide 5-(4-amino-2-ethoxymethyl-1*H*-

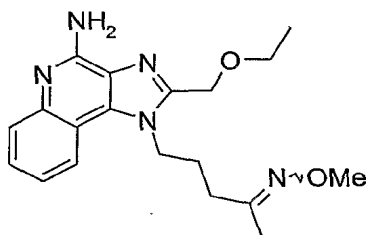
imidazo[4,5-*c*]quinolin-1-yl)pentan-2-one oxime in about a 3.5 to 1 mixture of E and Z isomers as a white solid after recrystallization from a mixture of toluene and methanol, mp 220-223 °C.

MS (APCI) m/z 342 (M + H)⁺;

5 Anal. calcd for C₁₈H₂₃N₅O₂: C, 63.32; H, 6.79; N, 20.51. Found: C, 63.23; H, 6.91; N, 20.57.

Example 35

10 5-(4-Amino-2-ethoxymethyl-1*H*-imidazo[4,5-*c*]quinolin-1-yl)pentan-2-one *O*-methyloxime hydrochloride



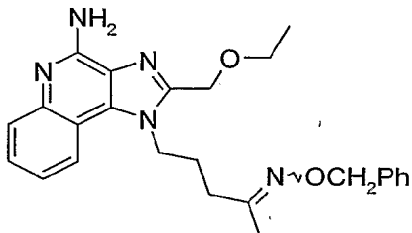
15 By the general method described in Part F of Example 30, 5-(4-amino-2-ethoxymethyl-1*H*-imidazo[4,5-*c*]quinolin-1-yl)pentan-2-one was reacted with *O*-methylhydroxylamine hydrochloride. The product was dissolved a mixture of ethanol and diethyl ether, and a solution of hydrogen chloride (1 equivalent of a 1.0 M solution in diethyl ether) was added. A precipitate formed, and the solvents were removed under reduced pressure. The resulting solid was recrystallized from a mixture of ethanol and diethyl ether to provide 5-(4-amino-2-ethoxymethyl-1*H*-imidazo[4,5-*c*]quinolin-1-yl)pentan-2-one *O*-methyloxime hydrochloride in about a 6.4 to 1 mixture of E and Z isomers as a white solid, mp 189-192 °C.

20 MS (APCI) m/z 356 (M + H)⁺;

Anal. calcd for C₁₉H₂₅N₅O₂•HCl: C, 58.23; H, 6.69; N, 17.87; Cl, 9.05. Found: C, 58.24; H, 6.88; N, 17.84; Cl, 8.88.

Example 36

5-(4-Amino-2-ethoxymethyl-1*H*-imidazo[4,5-*c*]quinolin-1-yl)pentan-2-one *O*-benzyloxime hydrochloride



5 By the general methods described in Example 35, 5-(4-amino-2-ethoxymethyl-1*H*-imidazo[4,5-*c*]quinolin-1-yl)pentan-2-one was reacted with *O*-benzylhydroxylamine hydrochloride to provide 5-(4-amino-2-ethoxymethyl-1*H*-imidazo[4,5-*c*]quinolin-1-yl)pentan-2-one *O*-benzyloxime hydrochloride in about a 16 to 1 mixture of *E* and *Z* isomers as a white solid after recrystallization
10 of the hydrochloride salt from a mixture of toluene and methanol, mp 184-186 °C.

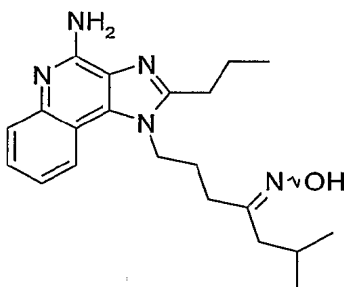
MS (APCI) m/z 432 (M + H)⁺;

Anal. calcd for C₂₅H₂₉N₅O₂•HCl: C, 64.16; H, 6.46; N, 14.96; Cl, 7.58. Found: C, 64.09; H, 6.26; N, 15.01; Cl, 7.64.

15

Example 37

1-(4-Amino-2-propyl-1*H*-imidazo[4,5-*c*]quinolin-1-yl)-6-methylheptan-4-one oxime



20 Part A

The general method described in Part A of Example 28 was used to react 4-chloro-3-nitroquinoline (49.6 g, 238 mmol), ethyl 4-aminobutyrate hydrochloride (43.8 g, 262 mmol), and triethylamine (36.1 g, 357 mmol) in

dichloromethane for 15 hours to provide ethyl 4-(3-nitroquinolin-4-ylamino)butyrate (63.8 g) as a yellow solid that was used directly in the next step without further purification.

Part B

5 The general method described in Part B of Example 30 was used to reduce ethyl 4-(3-nitroquinolin-4-ylamino)butyrate (37.0 g, 122 mmol) to provide ethyl 4-(3-aminoquinolin-4-ylamino)butyrate (24.9 g) as a dark oil that was used directly in the next step without further purification.

Part C

10 The general method described in Part C of Example 30 was used to cyclize ethyl 4-(3-aminoquinolin-4-ylamino)butyrate (18.0 g, 65.9 mmol) by reaction with trimethyl orthobutyrate (10.4 g, 70.2 mmol) to provide ethyl 4-(2-propyl-1*H*-imidazo[4,5-*c*]quinolin-1-yl)butyrate (14.2 g) as a solid after chromatography on silica gel (elution with 5% methanol in dichloromethane).

15 Part D

A solution of trimethylaluminum in toluene (80 mL of a 2 M solution, 160 mmol) was added dropwise to a stirred suspension of *N,O*-dimethylhydroxylamine hydrochloride (15.6 g, 160 mmol) in dichloromethane (150 mL) at 0°C. After 15 minutes, the reaction flask was removed from bath and the solution stirred for 15 minutes at room temperature. The flask was then cooled in ice bath, and a solution of ethyl 4-(2-propyl-1*H*-imidazo[4,5-*c*]quinolin-1-yl)butyrate (34.7 g, 107 mmol) in dichloromethane (100 mL) was added rapidly dropwise. After 15 minutes, the ice bath was removed and the solution heated at reflux to cause considerable gas evolution. After 20 hours, a 10 % solution of hydrochloric acid in water (15 mL) was added slowly, followed by a saturated solution of sodium bicarbonate in water (50 mL). The layers were separated, and the aqueous mixture was extracted with dichloromethane (2 x 50 mL). The combined organic solutions were washed successively with a 5% solution of sodium hydroxide in water (2 x 50 mL) and a saturated solution of sodium bicarbonate in water (1x 50 mL), dried over potassium carbonate, filtered, and concentrated under reduced pressure to provide *N*-methoxy-*N*-

20

25

30

methyl-4-(2-propyl-1*H*-imidazo[4,5-*c*]quinolin-1-yl)butyramide (35.9 g) as a dark oil that was used directly in the next step without further purification.

Part E

To a stirred solution of *N*-methoxy-*N*-methyl-4-(2-propyl-1*H*-
5 imidazo[4,5-*c*]quinolin-1-yl)butyramide (4.80 g, 14.1 mmol) in THF (100 mL) in a dry ice/isopropanol bath was added a solution of isobutylmagnesium chloride (28 mL of a 2 M solution in diethyl ether, 56 mmol) over a period of several minutes. When addition was complete, the reaction flask was removed from the cold bath and the mixture stirred for 4 hours at room temperature. A
10 10% solution of hydrochloric acid in water (3 mL) was added slowly, followed by a saturated solution of sodium bicarbonate in water (15 mL) and dichloromethane (100 mL). The layers were separated, the aqueous phase extracted with dichloromethane (1 x 75 mL), and the combined organics dried over potassium carbonate, filtered, and concentrated under reduced pressure.
15 After chromatography on silica gel (elution with 5% methanol in dichloromethane) 6-methyl-1-(2-propyl-1*H*-imidazo[4,5-*c*]quinolin-1-yl)heptan-4-one (2.40 g) was obtained as an oil.

Part F

The general method described in Parts I and J of Example 28 was used to
20 aminate 6-methyl-1-(2-propyl-1*H*-imidazo[4,5-*c*]quinolin-1-yl)heptan-4-one (2.40 g, 7.10 mmol) by reaction with *m*-CPBA (3.9 g) to provide 6-methyl-1-(5-oxido-2-propyl-1*H*-imidazo[4,5-*c*]quinolin-1-yl)heptan-4-one followed by reaction with *p*-toluenesulfonyl chloride (2.0 g, 10.5 mmol) and ammonium hydroxide solution (75 mL) to provide 1-(4-amino-2-propyl-1*H*-imidazo[4,5-
25 *c*]quinolin-1-yl)-6-methylheptan-4-one as tan crystals after recrystallization from aqueous methanol, mp 136-138 °C.

MS (APCI) m/z 353 ($M + H$)⁺;

Anal. calcd for C₂₁H₂₈N₄O: C, 71.56; H, 8.01; N, 15.90. Found: C, 71.33; H, 8.09; N, 15.69.

30 Part G

By the general method described in Part F of Example 30, 1-(4-amino-2-propyl-1*H*-imidazo[4,5-*c*]quinolin-1-yl)-6-methylheptan-4-one was reacted with

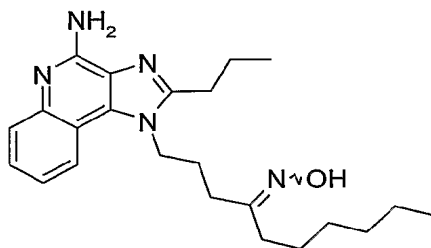
hydroxylamine hydrochloride to provide 1-(4-amino-2-propyl-1*H*-imidazo[4,5-*c*]quinolin-1-yl)-6-methylheptan-4-one oxime in about a 5 to 1 mixture of *E* and *Z* isomers as a white solid after recrystallization from aqueous methanol, mp 207-209 °C.

5 MS (APCI) *m/z* 368 (M + H)⁺;

Anal. calcd for C₂₁H₂₉N₃O: C, 68.63; H, 7.95; N, 19.06. Found: C, 68.32; H, 7.72; N, 18.80.

Example 38

10 1-(4-Amino-2-propyl-1*H*-imidazo[4,5-*c*]quinolin-1-yl)decan-4-one oxime



Parts A through D

The general method described in Parts A through D of Example 37 was used to prepare *N*-methoxy-*N*-methyl-4-(2-propyl-1*H*-imidazo[4,5-*c*]quinolin-1-yl)butyramide.

15

Part E

The general method described in Part E of Example 37 was used to react *N*-methoxy-*N*-methyl-4-(2-propyl-1*H*-imidazo[4,5-*c*]quinolin-1-yl)butyramide (6.10 g, 17.9 mmol) with *n*-hexylmagnesium bromide (13.5 mL of a 2 M solution in diethyl ether, 27 mmol) to provide 1-(2-propyl-1*H*-imidazo[4,5-*c*]quinolin-1-yl)decan-4-one (6.10 g) as a yellow oil that was used directly in the next step without further purification.

20

Part F

The general method described in Parts I and J of Example 28 was used to aminate 1-(2-propyl-1*H*-imidazo[4,5-*c*]quinolin-1-yl)decan-4-one (6.10 g, 17.2 mmol) by reaction with *m*-CPBA (8.50 g) to provide 1-(5-oxido-2-propyl-1*H*-imidazo[4,5-*c*]quinolin-1-yl)decan-4-one followed by reaction with *p*-toluenesulfonyl chloride (4.90 g, 25.8 mmol) and ammonium hydroxide solution

25

(100 mL) to provide 1-(4-amino-2-propyl-1*H*-imidazo[4,5-*c*]quinolin-1-yl)decan-4-one) as a white solid after recrystallization from aqueous methanol, mp 111-113 °C.

MS (APCI) *m/z* 381 (M + H)⁺;

5 Anal. calcd for C₂₃H₃₂N₄O: C, 72.59; H, 8.48; N, 14.72. Found: C, 72.53; H, 8.59; N, 14.63.

Part G

By the general method described in Part F of Example 30, 1-(4-amino-2-propyl-1*H*-imidazo[4,5-*c*]quinolin-1-yl)decan-4-one was reacted with
10 hydroxylamine hydrochloride to provide 1-(4-amino-2-propyl-1*H*-imidazo[4,5-*c*]quinolin-1-yl)decan-4-one oxime in about a 1 to 1 mixture of E and Z isomers as a white solid after recrystallization from aqueous methanol, mp 113-115 °C.

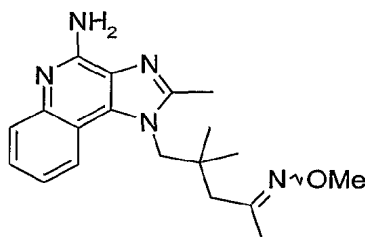
MS (APCI) *m/z* 396 (M + H)⁺;

15 Anal. calcd for C₂₃H₃₃N₅O: C, 69.84; H, 8.41; N, 17.71. Found: C, 69.65; H, 8.28; N, 17.42.

Example 39

5-(4-Amino-2-methyl-1*H*-imidazo[4,5-*c*]quinolin-1-yl)-4,4-dimethylpentan-2-one

O-methyl-oxime



Part A

25 A mixture of nitromethane (36.3 g, 0.59 mol), mesityl oxide (53.0 g, 0.54 mol), and 1,5-diazabicyclo[5.4.0]undec7-ene (DBU, 1.5 g, 10 mmol) was allowed to stand at room temperature for 14 days. Dichloromethane (150 mL) was then added, and the solution was washed with a 10% hydrochloric acid solution (3 x 35 mL), dried over potassium carbonate, and filtered. The

dichloromethane solution of 4,4-dimethyl-5-nitropentan-2-one was used directly in the next step without further purification.

Part B

5 A stirred solution of 1,2-bis(trimethylsilyloxy)ethane (26.5 g, 128 mmol) in dichloromethane (50 mL) was cooled in a dry ice/isopropanol bath, and trimethylsilyl trifluoromethanesulfonate (2.2 g, 1.0 mmol) was added, followed by the dichloromethane solution of 4,4-dimethyl-5-nitropentan-2-one (50 mL, 19.0 g, 119 mmol) from the previous step. After 30 minutes, the cooling bath was removed and the solution was allowed to warm to room temperature. The
10 solution was filtered through a plug of potassium carbonate and concentrated under reduced pressure to provide 2-(2,2-dimethyl-3-nitropropyl)-2-methyl-[1,3]dioxolane (23.5 g) as a dark oil that was used directly in the next step without further purification.

Part C

15 A Parr hydrogenation vessel was charged with 2-(2,2-dimethyl-3-nitropropyl)-2-methyl-[1,3]dioxolane (23.1 g, 113 mmol), 5% platinum on carbon catalyst (3.0 g) and ethanol (250 mL); placed on a Parr shaker; and the system pressurized to 50 psi (3.4×10^5 Pa) hydrogen. After shaking for 24 hours, the reaction mixture was filtered through CELITE filter agent and
20 concentrated under reduced pressure to provide 2,2-dimethyl-3-(2-methyl-[1,3]dioxolan-2-yl)propylamine (19.8 g) as an oil that was used directly in the next step without further purification.

Part D

The general method described in Part A of Example 28 was used to react
25 4-chloro-3-nitroquinoline (21.8 g, 104 mmol), 2,2-dimethyl-3-(2-methyl-[1,3]dioxolan-2-yl)propylamine (19.8 g, 114 mmol) and triethylamine (15.2 g, 150 mmol) in dichloromethane for 75 hours to provide [2,2-dimethyl-3-(2-methyl-[1,3]dioxolan-2-yl)propyl]-(3-nitroquinolin-4-yl)amine (35.9 g) as a yellow solid that was used directly in the next step without further purification.

30 Part E

The general method described in Part B of Example 30 was used to reduce [2,2-dimethyl-3-(2-methyl-[1,3]dioxolan-2-yl)propyl]-(3-nitroquinolin-4-

yl)amine (35.9 g, 104 mmol) to provide *N*⁴-[2,2-dimethyl-3-(2-methyl-[1,3]dioxolan-2-yl)propyl]quinoline-3,4-diamine (25.2 g) as a dark oil that was used directly in the next step without further purification.

Part F

5 The general method described in Part C of Example 30 was used to cyclize *N*⁴-[2,2-dimethyl-3-(2-methyl-[1,3]dioxolan-2-yl)propyl]quinoline-3,4-diamine (8.0 g, 25.4 mmol) by reaction with trimethyl orthoacetate (3.6 g, 30 mmol) to provide 1-[2,2-dimethyl-3-(2-methyl-[1,3]dioxolan-2-yl)propyl]-2-methyl-1*H*-imidazo[4,5-*c*]quinoline (5.80 g) as a solid after chromatography on
10 silica gel (elution with a solution of 7% methanol in dichloromethane that contained about 5 mL of ammonium hydroxide solution per liter of eluent).

Part G

 The general method described in Parts I and J of Example 28 was used to aminate 1-[2,2-dimethyl-3-(2-methyl-[1,3]dioxolan-2-yl)propyl]-2-methyl-1*H*-
15 imidazo[4,5-*c*]quinoline (5.80 g, 17.1 mmol) by reaction with *m*-CPBA (7.5 g) to provide 1-[2,2-dimethyl-3-(2-methyl-[1,3]dioxolan-2-yl)propyl]-2-methyl-5-oxido-1*H*-imidazo[4,5-*c*]quinoline followed by reaction with *p*-toluenesulfonyl chloride (5.7 g, 30 mmol) and ammonium hydroxide solution (150 mL) to provide 1-[2,2-dimethyl-3-(2-methyl-[1,3]dioxolan-2-yl)propyl]-2-methyl-1*H*-
20 imidazo[4,5-*c*]quinolin-4-amine as a light brown solid after recrystallization from a mixture of acetonitrile, methanol, and water, mp 209-211 °C.

MS (APCI) *m/z* 355 (M + H)⁺;

Anal. calcd for C₂₀H₂₆N₄O₂: C, 67.77; H, 7.39; N, 15.81. Found: C, 67.68; H, 7.62; N, 15.87.

25 Part H

 By the general method of Part E of Example 30, 1-[2,2-dimethyl-3-(2-methyl-[1,3]dioxolan-2-yl)propyl]-2-methyl-1*H*-imidazo[4,5-*c*]quinolin-4-amine was hydrolyzed with aqueous hydrochloric acid to provide 5-(4-amino-2-methyl-1*H*-imidazo[4,5-*c*]quinolin-1-yl)-4,4-dimethylpentan-2-one as a light brown
30 solid after recrystallization from aqueous acetonitrile, mp 223-225 °C.

MS (APCI) *m/z* 311 (M + H)⁺;

Anal. calcd for C₁₈H₂₂N₄O: C, 69.65; H, 7.14; N, 18.05. Found: C, 69.64; H, 7.42; N, 18.04.

Part I

By the general method described in Part F Example 30, 5-(4-amino-2-methyl-1*H*-imidazo[4,5-*c*]quinolin-1-yl)-4,4-dimethylpentan-2-one was reacted with *O*-methylhydroxylamine hydrochloride to provide 5-(4-amino-2-methyl-1*H*-imidazo[4,5-*c*]quinolin-1-yl)-4,4-dimethylpentan-2-one *O*-methyloxime as about a 4.9 to 1 mixture of *E* and *Z* isomers as light yellow needles after recrystallization from aqueous methanol, mp 193-195 °C.

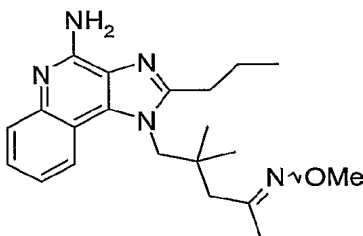
MS (APCI) *m/z* 340 (M + H)⁺;

Anal. calcd for C₁₉H₂₅N₅O: C, 67.23; H, 7.42; N, 20.63. Found: C, 66.99; H, 7.64; N, 20.50.

Example 40

5-(4-Amino-2-propyl-1*H*-imidazo[4,5-*c*]quinolin-1-yl)-4,4-dimethylpentan-2-one

O-methyloxime



Parts A through E were the same as described for Example 39.

Part F

The general method described in Part F of Example 39 was used to cyclize *N*⁴-[2,2-dimethyl-3-(2-methyl-[1,3]dioxolan-2-yl)propyl]quinoline-3,4-diamine (9.1 g, 28.9 mmol) by reaction with trimethyl orthobutyrate (4.4 g, 30 mmol) to provide 1-[2,2-dimethyl-3-(2-methyl-[1,3]dioxolan-2-yl)propyl]-2-propyl-1*H*-imidazo[4,5-*c*]quinoline (3.10 g) as a solid after chromatography on silica gel (elution with a solution of 7% methanol in dichloromethane that contained about 5 mL of ammonium hydroxide solution per liter of eluent).

Part G

The general method described in Parts I and J of Example 28 was used to aminate 1-[2,2-dimethyl-3-(2-methyl-[1,3]dioxolan-2-yl)propyl]-2-propyl-1*H*-imidazo[4,5-*c*]quinoline (3.10 g, 8.44 mmol) by reaction with *m*-CPBA (3.70 g) to provide 1-[2,2-dimethyl-3-(2-methyl-[1,3]dioxolan-2-yl)propyl]-5-oxido-2-propyl-1*H*-imidazo[4,5-*c*]quinoline followed by reaction with *p*-toluenesulfonyl chloride (2.80 g, 14.7 mmol) and ammonium hydroxide solution (100 mL) to provide 1-[2,2-dimethyl-3-(2-methyl-[1,3]dioxolan-2-yl)propyl]-2-propyl-1*H*-imidazo[4,5-*c*]quinolin-4-amine as off-white needles after recrystallization from aqueous methanol, mp 186-188 °C.

MS (APCI) *m/z* 383 (M + H)⁺;

Anal. calcd for C₂₂H₃₀N₄O₂: C, 69.08; H, 7.91; N, 14.65. Found: C, 69.03; H, 8.15; N, 14.60.

Part H

By the general method of Part E of Example 30, 1-[2,2-dimethyl-3-(2-methyl-[1,3]dioxolan-2-yl)propyl]-2-propyl-1*H*-imidazo[4,5-*c*]quinolin-4-amine was hydrolyzed with aqueous hydrochloric acid to provide 5-(4-amino-2-propyl-1*H*-imidazo[4,5-*c*]quinolin-1-yl)-4,4-dimethylpentan-2-one as a light brown solid after recrystallization from aqueous acetonitrile, mp 178-180 °C.

MS (APCI) *m/z* 339 (M + H)⁺;

Anal. calcd for C₂₀H₂₆N₄O: C, 70.97; H, 7.74; N, 16.55. Found: C, 70.80; H, 7.89; N, 16.66.

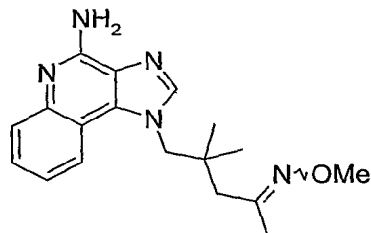
Part I

By the general method of Part F in Example 30, 5-(4-amino-2-propyl-1*H*-imidazo[4,5-*c*]quinolin-1-yl)-4,4-dimethylpentan-2-one was reacted with *O*-methylhydroxylamine hydrochloride to provide 5-(4-amino-2-propyl-1*H*-imidazo[4,5-*c*]quinolin-1-yl)-4,4-dimethylpentan-2-one *O*-methyloxime as about a 49 to 1 mixture of *E* and *Z* isomers as a yellow solid after recrystallization from aqueous methanol, mp 196-198 °C. MS (APCI) *m/z* 368 (M + H)⁺;

Anal. calcd for C₂₁H₂₉N₅O: C, 68.63; H, 7.95; N, 19.06. Found: C, 68.69; H, 7.66; N, 19.04.

Example 41

5-(4-Amino-1*H*-imidazo[4,5-*c*]quinolin-1-yl)-4,4-dimethylpentan-2-one
O-methyloxime



5 Parts A through E were the same as described for Example 39.

Part F

The general method described in Part C of Example 30 was used to cyclize *N*⁴-[2,2-dimethyl-3-(2-methyl-[1,3]dioxolan-2-yl)propyl]quinoline-3,4-diamine (8.1 g, 25.7 mmol) by reaction with trimethyl orthoformate (3.3 g, 10 mmol) to provide 1-[2,2-dimethyl-3-(2-methyl[1,3]dioxolan-2-yl)propyl]-1*H*-imidazo[4,5-*c*]quinoline (8.8 g) as an oil that was used directly in the next step without further purification.

Part G

15 The general method described in Parts I and J of Example 28 was used to aminate 1-[2,2-dimethyl-3-(2-methyl[1,3]dioxolan-2-yl)propyl]-1*H*-imidazo[4,5-*c*]quinoline (8.8 g, 27 mmol) by reaction with *m*-CPBA (11.8 g) to provide 1-[2,2-dimethyl-3-(2-methyl[1,3]dioxolan-2-yl)propyl]-5-oxido-1*H*-imidazo[4,5-*c*]quinoline followed by reaction with *p*-toluenesulfonyl chloride (9.1 g, 48 mmol) and ammonium hydroxide solution (100 mL) to provide 1-[2,2-dimethyl-3-(2-methyl[1,3]dioxolan-2-yl)propyl]-1*H*-imidazo[4,5-*c*]quinolin-4-amine as a light brown solid after chromatography on silica gel (elution with a solution of 7% methanol in dichloromethane that contained about 5 mL of ammonium hydroxide solution per liter of eluent) and recrystallization from aqueous methanol, mp 153-155 °C.

25 MS (APCI) *m/z* 341 (*M* + *H*)⁺;

Anal. calcd for C₁₉H₂₄N₄O₂: C, 67.04; H, 7.11; N, 16.46. Found: C, 66.76; H, 7.39; N, 16.41.

Part H

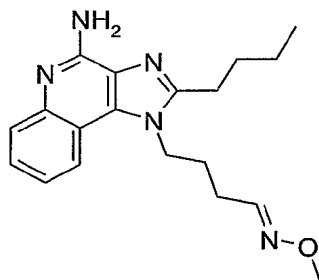
By the general method described in Part F of Example 30, 5-(4-amino-1*H*-imidazo[4,5-*c*]quinolin-1-yl)-4,4-dimethylpentan-2-one was reacted with O-methylhydroxylamine hydrochloride to provide 5-(4-amino-1*H*-imidazo[4,5-*c*]quinolin-1-yl)-4,4-dimethylpentan-2-one O-methyloxime as about a 2.9 to 1 mixture of *E* and *Z* isomers as a tan solid after recrystallization from aqueous methanol, mp 148-150 °C.

MS (APCI) m/z 326 ($M + H$)⁺;

Anal. calcd for C₁₈H₂₃N₅O: C, 66.44; H, 7.12; N, 21.52. Found: C, 66.58; H, 7.12; N, 21.48.

Example 42

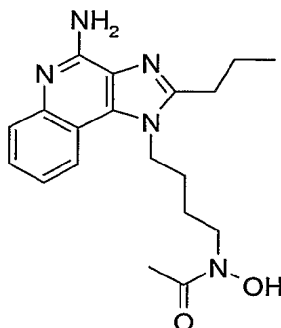
(1*E,Z*)-4-(4-amino-2-butyl-1*H*-imidazo[4,5-*c*]quinolin-1-yl)butanal O-methyloxime



Under a nitrogen atmosphere, a mixture of 4-(4-amino-2-butyl-1*H*-imidazo[4,5-*c*]quinolin-1-yl)butanal (0.6 g, 1.9 mmol, 1.0 eq), methoxylamine hydrochloride (0.33 g, 2.0 eq), pyridine (0.6 g, 4.0 eq), and methanol (25 mL) was refluxed overnight. The reaction mixture was concentrated under reduced pressure. The residue was dissolved in dichloromethane, washed sequentially with 10% aqueous sodium carbonate (x 2) and brine, dried and concentrated under reduced pressure. The residue was purified by column chromatography on silica gel followed by recrystallization from ethyl acetate (10 mLs/g) to provide 0.15 g of (1*E,Z*)-4-(4-amino-2-butyl-1*H*-imidazo[4,5-*c*]quinolin-1-yl)butanal O-methyloxime, mp 153.0-155.0 °C. Analysis by H NMR showed both *cis* and *trans* isomers. Anal. calcd for C₁₉H₂₅N₅O: C, 67.23; H, 7.42; N, 20.63. Found: C, 66.97; H, 7.38; N, 20.46.

Example 43

N-[4-(4-Amino-2-propyl-1*H*-imidazo[4,5-*c*]quinolin-1-yl)butyl]-*N*-hydroxyacetamide



5 Part A

Sodium borohydride (2.28 g, 60.4 mmol) was added to a solution of 4-(2-propyl-1*H*-imidazo[4,5-*c*]quinolin-1-yl)butyraldehyde (prepared as described in Parts A-C of Example 6, 17.0 g, 60.4 mmol) in ethanol (200 mL). The reaction mixture was stirred for 2 hours, then saturated aqueous sodium bicarbonate was added. The ethanol was removed under reduced pressure and the mixture was extracted with dichloromethane. The organic layer was washed with saturated aqueous sodium bicarbonate and brine, dried over magnesium sulfate, filtered, and concentrated under reduced pressure to yield 15.7 g of 4-(2-propyl-1*H*-imidazo[4,5-*c*]quinolin-1-yl)butan-1-ol as a yellow oil.

15 Part B

Triphenylphosphine (6.67 g, 25.5 mmol), *tert*-butyl *N*-(*tert*-butoxycarbonyloxy)carbamate (5.94 g, 25.5 mmol), and diisopropyl azodicarboxylate (5.00 mL, 25.5 mmol) were added to a solution of 4-(2-propyl-1*H*-imidazo[4,5-*c*]quinolin-1-yl)butan-1-ol (6.56 g, 23.2 mmol) in DMF (100 mL). The reaction mixture was stirred overnight at room temperature, then was concentrated under reduced pressure. The residue was partitioned between dichloromethane and saturated aqueous sodium bicarbonate. The organic layer was washed with brine, dried over magnesium sulfate, filtered, and concentrated to provide 9.5 g of *N*-[(*tert*-butoxycarbonyl)oxy]-2,2-dimethyl-*N*-[4-(2-propyl-1*H*-imidazo[4,5-*c*]quinolin-1-yl)butyl]propanamide, which was used without purification in the next step.

Part C

mCPBA (75% purity, 4.03 g, 17.5 mmol) was added to a solution of *N*-[(*tert*-butoxycarbonyl)oxy]-2,2-dimethyl-*N*-[4-(2-propyl-1*H*-imidazo[4,5-*c*]quinolin-1-yl)butyl]propanamide (5.00 g, 10.0 mmol) in chloroform (975 mL).
5 The reaction mixture was stirred at room temperature for 1.5 hours. The mixture was cooled to 0 °C and concentrated ammonium hydroxide (20 mL) was added, followed by benzene sulfonyl chloride (2.49 mL, 19.5 mmol). The reaction mixture was stirred for 2 hours at room temperature, then was transferred to a separatory funnel. The layers were separated and the organic layer was washed
10 with saturated aqueous sodium bicarbonate and brine, dried over magnesium sulfate, filtered, and concentrated under reduced pressure. The crude product was purified by flash chromatography (silica gel, eluted with 5% methanol in dichloromethane) to afford 3.35 g of *N*-[4-(4-amino-2-propyl-1*H*-imidazo[4,5-*c*]quinolin-1-yl)butyl]-*N*-[(*tert*-butoxycarbonyl)oxy]-2,2-dimethylpropanamide.

15 Part D

A mixture of *N*-[4-(4-amino-2-propyl-1*H*-imidazo[4,5-*c*]quinolin-1-yl)butyl]-*N*-[(*tert*-butoxycarbonyl)oxy]-2,2-dimethylpropanamide (3.35 g, 6.52 mmol), dichloromethane (50 mL), and 4 M HCl in dioxane (13.0 mL, 52.2 mmol) was stirred at room temperature overnight. The reaction mixture was
20 concentrated under reduced pressure. The residue was concentrated twice from dichloromethane (2 x 25 mL) to provide 1-[4-(hydroxyamino)butyl]-2-propyl-1*H*-imidazo[4,5-*c*]quinolin-4-amine hydrochloride.

Part E

Acetic anhydride (0.490 mL, 5.14 mmol) and triethylamine (2.86 mL, 20.6 mmol) were added to a solution of 1-[4-(hydroxyamino)butyl]-2-propyl-1*H*-imidazo[4,5-*c*]quinolin-4-amine hydrochloride (1.80 g, 5.14 mmol) in
25 dichloromethane (50 mL). The reaction mixture was stirred at room temperature for 2 hours, then 10% aqueous sodium hydroxide was added. The mixture was stirred for 1 hour, then was concentrated under reduced pressure. The residue
30 was purified by flash chromatography (silica gel, gradient elution with 10-20% methanol in dichloromethane). The appropriate fractions were combined and concentrated under reduced pressure to afford a solid that was slurried in 1:1

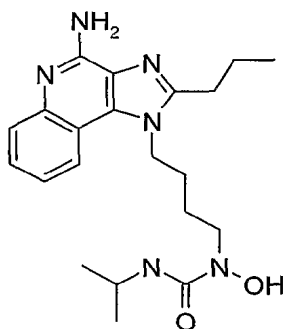
saturated aqueous sodium bicarbonate/water, filtered, washed with water, and dried to yield *N*-[4-(4-amino-2-propyl-1*H*-imidazo[4,5-*c*]quinolin-1-yl)butyl]-*N*-hydroxyacetamide as brown needles, mp 191-193 °C.

MS (APCI) *m/z* 356.2 (M+H⁺);

5 Anal. calcd for C₁₉H₂₅N₅O₂•0.61 H₂O: C, 62.28; H, 7.21; N, 19.11. Found: C, 61.87; H, 6.49; N, 19.43.

Example 44

N-[4-(4-Amino-2-propyl-1*H*-imidazo[4,5-*c*]quinolin-1-yl)butyl]-*N*-hydroxy-
10 *N*-isopropylurea



Isopropyl isocyanate (0.67 mL, 6.85 mmol) and triethylamine (2.38 mL, 17.1 mmol) were added to a solution of 1-[4-(hydroxyamino)butyl]-2-propyl-
15 1*H*-imidazo[4,5-*c*]quinolin-4-amine hydrochloride (prepared as described in Parts A-D of Example 43, 2.00 g, 5.71 mmol) in dichloromethane (50 mL). The reaction mixture was stirred at room temperature for 2 hours, then 10% aqueous sodium hydroxide (2 equivalents) was added. After the mixture was stirred for 1
20 hour at room temperature, the layers were separated and the organic layer was washed with saturated aqueous sodium bicarbonate and brine. The organic layer was dried over magnesium sulfate, filtered, and concentrated. The crude product was purified by flash chromatography (silica gel, eluted with 3% methanol in dichloromethane). The appropriate fractions were combined and concentrated under reduced pressure. The resulting solid was slurried in 1:1 saturated
25 aqueous sodium bicarbonate/water and was isolated by filtration, washed with water, and dried overnight in a vacuum oven at 80 °C to provide 0.327 g of *N*-

[4-(4-amino-2-propyl-1*H*-imidazo[4,5-*c*]quinolin-1-yl)butyl]-*N*-hydroxy-*N'*-isopropylurea as beige needles, mp 158-160 °C.

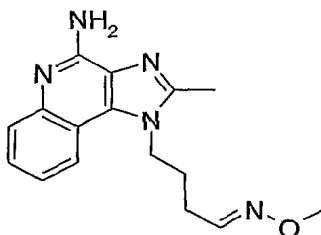
MS (APCI) *m/z* 399.3 (*M*+*H*⁺);

Anal. calcd for C₂₁H₃₀N₆O₂•0.14 H₂O: C, 62.90; H, 7.61; N, 20.96. Found: C, 62.51; H, 7.63; N, 20.73.

5

Example 45

4-(4-Amino-2-methyl-1*H*-imidazo[4,5-*c*]quinolin-1-yl)butanal *O*-methyloxime



10 Part A

The general procedure used to prepare 1-(4,4-diethoxybutyl)-2-propyl-1*H*-imidazo[4,5-*c*]quinoline in Parts A and B of Example 6 was used to prepare 1-(4,4-dimethoxybutyl)-2-methyl-1*H*-imidazo[4,5-*c*]quinoline with aminobutyraldehyde dimethylacetal used in lieu of aminobutyraldehyde diethylacetal and trimethyl orthoacetate used in lieu of trimethyl orthobutyrate.

15

Part B

A modification of the procedure used in Part C of Example 43 was used to convert 1-(4,4-dimethoxybutyl)-2-methyl-1*H*-imidazo[4,5-*c*]quinoline with aminobutyraldehyde dimethylacetal (49.2 g, 164 mmol) into 1-(4,4-dimethoxybutyl)-2-methyl-1*H*-imidazo[4,5-*c*]quinolin-4-amine. The reaction was worked up by adding 10% aqueous NaOH (150 mL) and transferring the mixture to a separatory funnel, where the organic layer was isolated. The organic layer was washed with saturated aqueous sodium bicarbonate solution and brine, dried over magnesium sulfate, filtered, and concentrated under reduced pressure. The resulting solid was dissolved in dichloromethane and the solution was washed with 1:1 saturated aqueous sodium bicarbonate/water, dried over magnesium sulfate, filtered, and concentrated to afford 49.5 g of crude 1-

20

25

(4,4-dimethoxybutyl)-2-methyl-1*H*-imidazo[4,5-*c*]quinolin-4-amine as a brown oil.

Part C

5 Methoxylamine hydrochloride (22.8 g, 272 mmol) was added to a solution of 1-(4,4-dimethoxybutyl)-2-methyl-1*H*-imidazo[4,5-*c*]quinolin-4-amine (36.6 g, 136 mmol) in ethanol (200 mL). The reaction mixture was stirred at room temperature for two hours, then was concentrated under reduced pressure. The residue was diluted with water and brought to pH 7 with saturated aqueous sodium bicarbonate. The mixture was extracted with 5% methanol/dichloromethane. The organic layers were combined, washed with saturated aqueous sodium bicarbonate and brine, dried over magnesium sulfate, filtered, and concentrated under reduced pressure. The crude product was purified by flash chromatography (silica gel, elution with 5% methanol in dichloromethane) followed by recrystallization from ethyl acetate to yield 4-(4-amino-2-methyl-1*H*-imidazo[4,5-*c*]quinolin-1-yl)butanal *O*-methyloxime as an off-white powder, mp 153-155 °C.

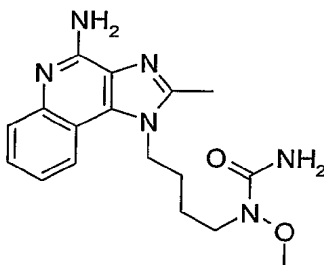
MS (APCI) *m/z* 298.2 (M+H⁺);

Anal. calcd for C₁₆H₁₉N₅O₁•0.03 C₄H₈O₂: C, 64.42; H, 6.50; N, 23.07. Found: C, 64.42; H, 6.44; N, 22.73.

20

Example 46

N-[4-(4-Amino-2-methyl-1*H*-imidazo[4,5-*c*]quinolin-1-yl)butyl]-*N*-methoxyurea



Part A

25 Sodium cyanoborohydride (16.0 g, 254 mmol) was added to a solution of 4-(4-amino-2-methyl-1*H*-imidazo[4,5-*c*]quinolin-1-yl)butanal *O*-methyloxime (prepared as described in Example 45, 15.1 g, 50.8 mmol) in ethanol (100 mL)

and acetic acid (15 mL). The reaction mixture was stirred at room temperature for 2 hours, additional acetic acid (15 mL) was added, and stirring was continued for 1 hour. The reaction mixture was concentrated under reduced pressure. The residue was diluted with water and adjusted to pH 7 with saturated aqueous sodium bicarbonate. The mixture was extracted with dichloromethane. The organic layers were combined, washed with saturated aqueous sodium bicarbonate and brine, dried over magnesium sulfate, filtered, and concentrated to provide 12.1 g of 1-[4-(methoxyamino)butyl]-2-methyl-1*H*-imidazo[4,5-*c*]quinolin-4-amine.

10 Part B

Trimethylsilyl isocyanate (1.62 mL, 12.0 mmol) and 1,8-diazabicyclo[5.4.0]undec-7ene (one drop) were added to a solution of 1-[4-(methoxyamino)butyl]-2-methyl-1*H*-imidazo[4,5-*c*]quinolin-4-amine (3.00 g, 10.0 mmol) in dichloromethane (100 mL). The reaction mixture was stirred overnight at room temperature, then concentrated under reduced pressure to afford 4.1 g of crude *N*-[4-(4-amino-2-methyl-1*H*-imidazo[4,5-*c*]quinolin-1-yl)butyl]-*N*-methoxy-*N'*-(trimethylsilyl)urea, which was used without purification in the next step.

Part C

20 To a solution of *N*-[4-(4-amino-2-methyl-1*H*-imidazo[4,5-*c*]quinolin-1-yl)butyl]-*N*-methoxy-*N'*-(trimethylsilyl)urea (4.1 g, 9.9 mmol) in tetrahydrofuran (75 mL) was added 10% aqueous HCl (5 mL). The reaction mixture was stirred at room temperature for two hours. The reaction mixture was concentrated under reduced pressure and the residue was neutralized with saturated aqueous sodium bicarbonate. The mixture was extracted with 10% methanol/dichloromethane solution. The organic layer was concentrated under reduced pressure and the crude product was recrystallized twice from methanol. The crystals were dissolved in hot methanol, filtered through a micron filter, and concentrated under reduced pressure to afford a solid that was crystallized from 5% methanol in dichloromethane to yield 0.264 g of *N*-[4-(4-amino-2-methyl-1*H*-imidazo[4,5-*c*]quinolin-1-yl)butyl]-*N*-methoxyurea as a yellow powder, mp 158-160 °C.

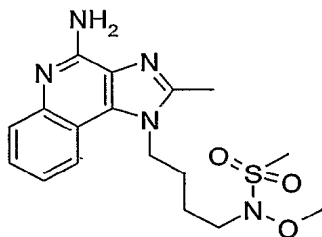
MS (APCI) m/z 343.2 ($M+H^+$);

Anal. calcd for $C_{21}H_{30}N_6O_2 \cdot 0.14 H_2O$: C, 62.91; H, 7.71; N, 20.96. Found: C, 62.51; H, 7.63; N, 20.73.

5

Example 47

N-[4-(4-Amino-2-methyl-1*H*-imidazo[4,5-*c*]quinolin-1-yl)butyl]-*N*-methoxymethanesulfonamide



Part A

10 Methanesulfonic anhydride (1.75 g, 10.0 mmol) and triethylamine (5.62 mL, 40.1 mmol) were added to a solution of 1-[4-(methoxyamino)butyl]-2-methyl-1*H*-imidazo[4,5-*c*]quinolin-4-amine (prepared as described in Part A of Example 46, 3.00 g, 10.0 mmol) in dichloromethane (100 mL). The reaction mixture was stirred for 2 hours at room temperature, then concentrated under
15 reduced pressure to afford 3.36 g of a brown oil, which was used in the next step.

Part B

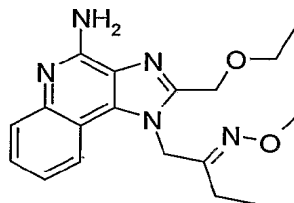
The brown oil from Part A (3.36 g) was dissolved in methanol (25 mL) and HBr in acetic acid (33%, 20 mL) was added. The reaction mixture was stirred overnight at room temperature, then the volatiles were removed under
20 reduced pressure. The residue was adjusted to pH 7 with saturated aqueous sodium bicarbonate. The mixture was extracted with 5% methanol in chloroform. The organic layer was concentrated under reduced pressure and the residue was purified by flash chromatography (silica gel, eluted with 10% methanol in dichloromethane) followed by crystallization from
25 methanol/dichloromethane to afford *N*-[4-(4-amino-2-methyl-1*H*-imidazo[4,5-*c*]quinolin-1-yl)butyl]-*N*-methoxymethanesulfonamide as a white powder, mp 201-203 °C.

MS (APCI) m/z 378.2 ($M+H^+$);

Anal. calcd for $C_{17}H_{23}N_5O_3S_1 \cdot 0.03 CH_2Cl_2 \cdot 0.04 H_2O$: C, 53.38; H, 6.12; N, 18.43. Found: C, 53.37; H, 7.16; N, 18.29.

Example 48

5 1-[4-Amino-2-(ethoxymethyl)-1*H*-imidazo[4,5-*c*]quinolin-1-yl]butan-2-one
O-methyloxime



Part A

10 1-(Aminomethyl)cyclopropanol was prepared using the method of I. L. Lysenko and O. G. Kulinkovich, *Russ. J. Org. Chem.*, 37, pp. 1238-1243 (2001). A solution of 4-chloro-3-nitroquinoline (7.28 g, 34.9 mmol) was added dropwise to a 0 °C stirred suspension of 1-(aminomethyl)cyclopropanol (36.7 mmol) and triethylamine (6.30 mL, 45.4 mmol) in dichloromethane (120 mL). The mixture was stirred at room temperature for 3 days, then was concentrated under reduced
 15 pressure. The residue was suspended in water (150 mL) and was stirred for 3 hours. The solid was isolated by filtration, washed with water (50 mL), and dried in a vacuum oven at 75 °C to afford 8.99 g of 1-[[3-nitroquinolin-4-yl)amino]methyl}cyclopropanol as a yellow solid.

Part B

20 A mixture of 1-[[3-nitroquinolin-4-yl)amino]methyl}cyclopropanol (4.00 g, 15.4 mmol) and 5% platinum on carbon (400 mg) in ethyl acetate (80 mL) and methanol (8 mL) was hydrogenated on a Parr apparatus at 35 psi (2.4×10^5 Pa) of hydrogen at room temperature for 3 hours. The mixture was filtered through CELITE filter agent, which was rinsed with 10% methanol/ethyl acetate.
 25 The filtrate was concentrated to an orange oil that was used directly in the next step.

Part C

The material from Part B was dissolved in dichloromethane (70 mL). The solution was cooled to 0 °C and ethoxyacetyl chloride (1.7 mL, 16.9 mmol)

was added dropwise. The reaction mixture was stirred at 0 °C for 1 hour, then the solvent was removed under reduced pressure. The residue was used directly in the next step.

Part D

5 The material from Part C was dissolved in ethanol (70 mL) and 2 M aqueous sodium hydroxide (15 mL, 30.8 mmol) was added. The reaction mixture was heated at 60 °C for 1 hour, and then was stirred at room temperature overnight. The volatiles were removed under reduced pressure and to the resulting residue was added dichloromethane (70 mL) and water (50 mL). The
10 mixture was adjusted to pH 7 with 1 M HCl. The layers were separated and the aqueous layer was extracted with dichloromethane (25 mL). The organic layers were combined, dried over magnesium sulfate, filtered, and concentrated to afford 4.23 g of crude 1-[2-(ethoxymethyl)-1*H*-imidazo[4,5-*c*]quinolin-1-yl]butan-2-one a tan solid.

15 Part E

 mCPBA (2.11 g, 8.57 mmol) was added to a solution of 1-[2-(ethoxymethyl)-1*H*-imidazo[4,5-*c*]quinolin-1-yl]butan-2-one (1.96 g, 6.59 mmol) in chloroform (30 mL) at room temperature. The reaction mixture was stirred for 1 hour, then was cooled to 0 °C. Concentrated ammonium hydroxide
20 (10 mL) and p-toluenesulfonyl chloride (1.38 g, 7.25 mmol) were added. The mixture was stirred at 0 °C for 1 hour, then was filtered. The filtrate was diluted with dichloromethane (50 mL) and saturated aqueous sodium bicarbonate (50 mL). The layers were separated and the aqueous layer was extracted with dichloromethane (25 mL). The organic layers were combined, dried over
25 magnesium sulfate, filtered, and concentrated to yield a brown solid. The solid was purified by chromatography on a HORIZON High-Performance Flash Chromatography (HPFC) instrument (available from Biotage, Inc, Charlottesville, Virginia, USA) (silica gel, gradient elution with 0-35% of a solution comprised of 80% CHCl₃, 18% MeOH, and 2% conc. NH₄OH (CMA)
30 in chloroform) to afford a tan solid that was recrystallized from chloroform/hexanes. The crystals were isolated by filtration and dried in a

vacuum oven at 80 °C to afford 0.718 g of 1-[4-amino-2-(ethoxymethyl)-1*H*-imidazo[4,5-*c*]quinolin-1-yl]butan-2-one as pale pink needles, mp 187-188 °C. MS (APCI) m/z 313 (M + H)⁺;

Anal. calcd for C₁₇H₂₀N₄O₂: C, 65.37; H, 6.45; N, 17.94. Found: C, 65.22; H, 6.19; N, 17.71.

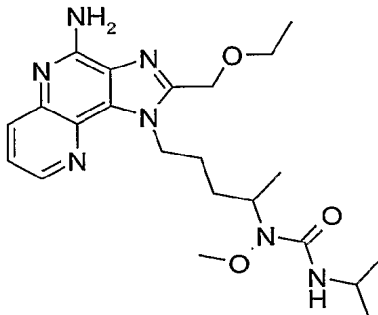
Part F

Methoxylamine hydrochloride (0.36 g, 4.28 mmol) was added to a solution of 1-[4-amino-2-(ethoxymethyl)-1*H*-imidazo[4,5-*c*]quinolin-1-yl]butan-2-one (0.89 g, 2.85 mmol) in methanol (10 mL). The reaction mixture was stirred at room temperature for 48 hours and then concentrated under reduced pressure. The residue was partitioned between dichloromethane (40 mL) and saturated aqueous sodium bicarbonate (30 mL). The layers were separated and the aqueous layer was extracted with dichloromethane (15 mL). The combined organics were dried over magnesium sulfate, filtered, and then concentrated under reduced pressure to afford an orange oil. The oil was purified by chromatography on a HORIZON High-Performance Flash Chromatography (HPFC) instrument (available from Biotage, Inc, Charlottesville, Virginia, USA) (silica gel, gradient elution with 0-35% of a solution comprised of 80% CHCl₃, 18% MeOH, and 2% conc. NH₄OH (CMA) in chloroform) to afford a tan solid.

This material was triturated with acetonitrile and then dried in a vacuum oven at 80 °C for 24 hours to afford 0.459 g of 80/20 E/Z 1-[4-amino-2-(ethoxymethyl)-1*H*-imidazo[4,5-*c*]quinolin-1-yl]butan-2-one *O*-methyloxime as tan needles, mp 175-178 °C. MS (ESI) m/z 342 (M + H)⁺; Anal. calcd for C₁₈H₂₃N₅O₂: C, 63.32; H, 6.79; N, 20.51. Found: C, 63.49; H, 6.67; N, 20.37.

Example 49

N-{4-[4-Amino-2-(ethoxymethyl)-1*H*-imidazo[4,5-*c*][1,5]naphthyridin-1-yl]-1-methylbutyl}-*N'*-isopropyl-*N*-methoxyurea



5 Part A

Methoxylamine hydrochloride (2.23 g, 26.7 mmol) was added to a solution of 5-(2-propyl-1*H*-imidazo[4,5-*c*][1,5]naphthyridin-1-yl)pentan-2-one (6.06 g of crude material prepared as described in Parts A and B of Example 22) in methanol (80 mL). The reaction mixture was stirred at room temperature for
 10 48 hours and then concentrated under reduced pressure. The residue was dissolved dichloromethane (60 mL) and the pH was adjusted to 8 by the addition of saturated aqueous sodium bicarbonate (40 mL) and then solid sodium bicarbonate. The layers were separated and the aqueous layer was extracted with dichloromethane (30 mL). The combined organics were dried over magnesium
 15 sulfate, filtered, and then concentrated under reduced pressure to afford 6.33 g of 5-(2-propyl-1*H*-imidazo[4,5-*c*][1,5]naphthyridin-1-yl)pentan-2-one *O*-methyloxime a yellow oil.

Part B

Sodium cyanoborohydride (2.78 g, 44.2 mmol) and acetic acid (25 mL)
 20 were added to a solution of the material from Part A in methanol (25 mL). The reaction mixture was stirred at room temperature for 5 hours and then concentrated under reduced pressure. The residue was dissolved in a mixture dichloromethane (100 mL) and saturated aqueous sodium bicarbonate (75 mL). Solid sodium bicarbonate was added until the solution no longer bubbled and the
 25 pH was about 8. The layers were separated and the aqueous layer was extracted with dichloromethane (2 x 40 mL). The combined organics were dried over

magnesium sulfate, filtered, and then concentrated under reduced pressure to afford a yellow oil. This material was absorbed onto silica gel (30 g) and heated at 100 °C with stirring for 8 hours. The mixture was placed in a fritted glass funnel and washed with 5% methanol in chloroform (200 mL). The filtrate was concentrated under reduced pressure to provide 4.70 g *O*-methyl-*N*-[1-methyl-4-(2-propyl-1*H*-imidazo[4,5-*c*][1,5]naphthyridin-1-yl)butyl]hydroxylamine as a yellow oil.

Part C

Triethylamine (1.3 mL, 9.17 mmol) and isopropyl isocyanate (0.72 mL, 7.33 mmol) were added to a solution of material from Part B (2.0 g, 6.11 mol) in dichloromethane (20 mL). The reaction mixture was stirred at room temperature for 24 hours. Additional isopropyl isocyanate (0.35 mL) was added. The reaction mixture was stirred for 18 hours and then it was diluted with dichloromethane (50 mL) and saturated aqueous sodium bicarbonate (40 mL). The layers were separated and the aqueous layer was extracted with dichloromethane (20 mL). The combined organics were dried over magnesium sulfate, filtered, and then concentrated under reduced pressure to afford a yellow oil. The oil was purified by chromatography on a HORIZON High-Performance Flash Chromatography (HPFC) instrument (available from Biotage, Inc, Charlottesville, Virginia, USA) (silica gel, gradient elution with 0-25% of a solution comprised of 80% CHCl₃, 18% MeOH, and 2% conc. NH₄OH (CMA) in chloroform) to afford 1.74 g of *N*-{4-[2-(ethoxymethyl)-1*H*-imidazo[4,5-*c*][1,5]naphthyridin-1-yl]-1-methylbutyl}-*N'*-isopropyl-*N*-methoxyurea.

Part D

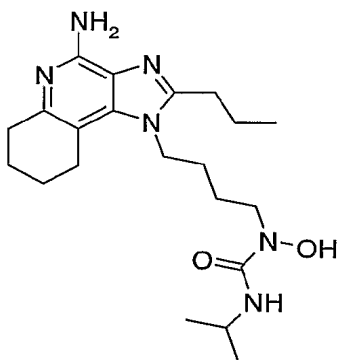
Using the general method of Example 4 Part H, the material from Part C was oxidized and then aminated. The crude product was purified by HPFC (silica gel, gradient elution with 0-30% a solution of CMA in chloroform) to afford a light orange oil. This material was crystallized sequentially from ether/hexanes and acetonitrile and then dried in a vacuum oven at 80 °C overnight to afford 150 mg of *N*-{4-[4-amino-2-(ethoxymethyl)-1*H*-imidazo[4,5-*c*][1,5]naphthyridin-1-yl]-1-methylbutyl}-*N'*-isopropyl-*N*-methoxyurea as off-

white needles, mp 174-175 °C. MS (ESI) m/z 428 ($M + H$)⁺; Anal. calcd for C₂₂H₃₃N₇O₂: C, 61.80; H, 7.78; N, 22.93. Found: C, 61.46; H, 8.08; N, 22.94.

Example 50

5 *N*-[4-(4-Amino-2-propyl-6,7,8,9-tetrahydro-1*H*-imidazo[4,5-*c*]quinolin-1-yl)butyl]-

N-hydroxy-*N'*-isopropylurea



10 Part A

4-(2-Propyl-1*H*-imidazo[4,5-*c*]quinolin-1-yl)butan-1-ol (7.27 g, 25.7 mmol, which can be prepared using the method described in Example 43 Part A) was oxidized and then aminated using a modification of the general method described in Example 4 Part H. The oxidation was run in chloroform in lieu of dichloromethane and the crude *N*-oxide was isolated prior to being dissolved in dichloromethane and treated with ammonium hydroxide and toluene sulfonyl chloride. 3.82 g of 4-(4-amino-2-propyl-1*H*-imidazo[4,5-*c*]quinolin-1-yl)butan-1-ol was obtained.

Part B

20 The material from Part A was dissolved in trifluoroacetic acid (76 mL) and placed in a Parr vessel. Platinum (IV) oxide (1.5 g) was added and the reaction was placed under hydrogen pressure. Additional platinum (IV) oxide (20% w/w) was added after 2 days and again after 4 days from the start of the reaction. After a total of 6 days the reaction mixture was filtered through a layer of CELITE filter aid. The filter cake was rinsed with isopropanol and the filtrate was concentrated under reduced pressure. The residue was combined with 1N

25

hydrochloric acid (10 mL). The pH was adjusted to 14 by the addition of 50% sodium hydroxide. The resulting slurry was partitioned between chloroform (250 mL) and saturated aqueous sodium bicarbonate (200 mL). The layers were separated. Product (lot 1) was isolated from the aqueous layer by filtration. The
5 organic layer was concentrated under reduced pressure. The residue was combined with a minimum amount of chloroform, chilled in an ice bath, and then filtered to provide product (lot 2). The two lots were combined and then dissolved in methanol. The solution was concentrated under reduced pressure to provide 2.43 g of 4-(4-amino-2-propyl-6,7,8,9-tetrahydro-1*H*-imidazo[4,5-
10 *c*]quinolin-1-yl)butan-1-ol.

Part C

The alcohol group on the material from Part B was converted to a protected hydroxylamine using the general method of 14 Part F to provide 2.86 g of *tert*-butyl 4-(4-amino-2-propyl-6,7,8,9-tetrahydro-1*H*-imidazo[4,5-*c*]quinolin-
15 1-yl)butyl[(*tert*-butoxycarbonyl)oxy]carbamate.

Part D

The material was combined with 4M hydrochloric acid in dioxane (32 mL). Chloroform (0.5 mL) was added to improve solubility. The reaction mixture was stirred overnight and then concentrated under reduced pressure to provide 1.79 g of *N*-[4-(4-amino-2-propyl-6,7,8,9-tetrahydro-1*H*-imidazo[4,5-
20 *c*]quinolin-1-yl)butyl]hydroxylamine.

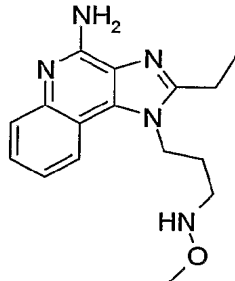
Part E

Isopropyl isocyanate (0.21 mL, 2.2 mmol) was added to a chilled (-10 °C) slurry of material from Part D (0.79 g, 2.0 mmol), triethylamine (0.99 mL, 7.1 mmol) and chloroform (16 mL). The reaction was complete in 5 minutes. The reaction mixture was diluted with chloroform (16 mL) and deionized water (10 mL) and stirred for 10 minutes. The organic phase was isolated, washed with 1% sodium carbonate (25 mL), dried over sodium sulfate, and then concentrated under reduced pressure to provide 0.79 g of a yellow residue. This
25 material was purified by HPFC (silica gel, gradient elution with 0-40% a solution of CMA in chloroform) and then triturated with acetonitrile at 95 °C to provide a white crystalline solid. This material was combined with 1M sodium
30

hydroxide, sonicated for 15 minutes, and then partitioned between chloroform and 1% sodium carbonate. Product was isolated by filtration and then combined with the isolated organic phase. The mixture was concentrated under reduced pressure. The residue was dried in a vacuum oven at 90 °C over the weekend to provide 0.08 g of *N*-[4-(4-amino-2-propyl-6,7,8,9-tetrahydro-1*H*-imidazo[4,5-*c*]quinolin-1-yl)butyl]-*N*-hydroxy-*N'*-isopropylurea as a white solid, mp 178-180°C. ¹H NMR (300 MHz, DMSO-*d*₆) δ 9.18 (s, 1H), 6.50 (d, *J* = 8.3 Hz, 1H), 5.60 (s, 2H), 4.18 (t, *J* = 7.3, 2H), 3.74 (hex, *J* = 6.5, 1H), 3.33 (m, 2H), 2.93 (m, 2H), 2.74 (t, *J* = 7.4 Hz, 2H), 2.65 (m, 2H), 1.76 (m, 6H), 1.59 (m, 4H), 1.06 (d, *J* = 6.6, 6H), 0.99 (t, *J* = 7.4, 3H); MS (APCI) *m/z* 403 (M + H)⁺; Anal. calcd for C₂₁H₃₄N₆O₂*0.26 mol H₂O: C, 61.97; H, 8.54; N, 20.65. Found: C, 61.93; H, 8.64; N, 20.44.

Example 51

N-[3-(4-Amino-2-ethyl-1*H*-imidazo[4,5-*c*]quinolin-1-yl)propyl]-*O*-methylhydroxylamine



Part A

Potassium carbonate (19.9 g, 144 mmol) was added to a mixture of 4-chloro-3-nitroquinoline (30 g, 144 mmol) and dichloromethane (150 mL). The reaction mixture was sparged with nitrogen. Triethylamine (21.8 g, 216 mmol) was added dropwise. The reaction mixture was cooled to 0 °C then a solution of 3,3-diethoxypropylamine (25.4 g, 173 mmol) in dichloromethane (50 mL) was added dropwise over a period of 15 minutes. The reaction mixture was stirred at room temperature for 3 hours. Dichloromethane and water (200 mL) were added. The layers were separated. The organic layer was washed with brine (x2). The combined aqueous layers were extracted with dichloromethane. The

combined organic layers were dried over magnesium sulfate, filtered, and then concentrated under reduced pressure to provide 45 g of *N*-(3,3-diethoxypropyl)-3-nitroquinolin-4-amine.

Part B

5 A solution of the material from Part A in acetonitrile was placed in a Parr vessel. 5% Platinum on carbon (4.5 g) was added and the reaction mixture was placed under hydrogen pressure overnight. Magnesium sulfate was added. The reaction mixture was stirred and then filtered through a layer of CELITE filter aid. The filtrate was concentrated under reduced pressure to provide 39.78 g of
10 *N*'-(3,3-diethoxypropyl)quinoline-3,4-diamine as a dark green oil.

Part C

Pyridine hydrochloride (1.59 g, 13.9 mmol) was added to a solution of the material from Part B (39.78 g, 138.1 mmol) in toluene (200 mL). The reaction mixture was cooled in an ice bath and sparged with nitrogen. A solution
15 of triethyl orthopropionate (26.77 g, 151.9 mmol) in toluene was added dropwise. After the addition was complete the ice bath was removed and the reaction mixture was heated at reflux for 2 hours. The reaction mixture was concentrated under reduced pressure to provide a green solid. The solid was dissolved in dichloromethane, washed with brine (x2), dried over magnesium
20 sulfate, filtered, and then concentrated under high vacuum to provide 49.94 g of 1-(3,3-diethoxypropyl)-2-ethyl-1*H*-imidazo[4,5-*c*]quinoline as a pale green solid.

Part D

mCPBA (20.67 g of 77%, 92.20 mmol) was added in a single portion to a chilled (ice bath) solution of material from Part C (15.48 g, 47.28 mmol) in
25 chloroform (100 mL). The ice bath was removed and the reaction mixture was stirred overnight. The reaction mixture was filtered to remove a white precipitate. The filtrate was concentrated under reduced pressure to provide crude 1-(3,3-diethoxypropyl)-2-ethyl-1*H*-imidazo[4,5-*c*]quinoline 5-*N*-oxide as a red oil.

30 Part E

A solution of the material from Part D in 1,2-dichloroethane (100 mL) was cooled in an ice bath. Concentrated ammonium hydroxide (100 mL) was

added followed by the slow addition of toluene sulfonyl chloride (15.77 g, 82.71 mmol). The reaction mixture was stirred vigorously. The ice bath was removed; the reaction was stirred for 4 hours and then concentrated under reduced pressure. The residue was filtered to remove a white solid. The filtrate was
5 diluted with chloroform and brine. The resulting emulsion was broken up using a large quantity of ethyl acetate. The organics were combined, dried over magnesium sulfate, filtered, and then concentrated under reduced pressure to provide about 21 g of crude product as an orange solid. A portion (about 6 g) of this material was purified by column chromatography (150 g of silica gel eluted
10 with a gradient of 0 to 7 % methanol in dichloromethane) to provide about 4 g of 1-(3,3-diethoxypropyl)-2-ethyl-1*H*-imidazo[4,5-*c*]quinoline-4-amine.

Part F

Water (15 mL) and trifluoroacetic acid (75 mL) were added to a solution of crude material (5.66 g, 16.5 mmol) in chloroform (15 mL). The reaction
15 mixture was stirred at room temperature for 2 hours and then adjusted to pH 5 with 6M sodium hydroxide. Methoxylamine hydrochloride (1.35 g, 16.5 mmol) was added and the reaction mixture was stirred for 2 hours at room temperature. More methoxylamine hydrochloride (1.35 g, 16.5 mmol) was added, the pH was adjusted to 5, and the reaction mixture was stirred for 3 days. The reaction
20 mixture was adjusted to pH 1 with trifluoroacetic acid and then stirred for 2 days. A solution of sodium cyanoborohydride in tetrahydrofuran (33 mL of 1M, 33.04 mmol) was slowly added and the reaction mixture was stirred for 3 days. The reaction mixture was adjusted to pH 9 with 6M sodium hydroxide and then concentrated under reduced pressure to remove the chloroform. The residue was
25 diluted with ethyl acetate, washed with brine (x2), dried over magnesium sulfate, filtered, and concentrated under reduced pressure. The aqueous layer was extracted with ethyl acetate (x3). The material from the combined organics was purified by column chromatography (silica gel eluted with a gradient of 0 to 7.5 % methanol in dichloromethane) to provide 750 mg of *N*-[3-(4-amino-2-ethyl-
30 1*H*-imidazo[4,5-*c*]quinolin-1-yl)propyl]-*O*-methylhydroxylamine as a pale yellow solid, mp 210-213 °C.

¹H NMR (300 MHz, DMSO-d₆) δ 8.1 (d, *J* = 7.4 Hz, 1H), 7.6 (dd, *J* = 1.1 Hz, *J* = 8.3 Hz, 1H), 7.4 (t, *J* = 7.0 Hz, *J* = 8.3 Hz, 1H), 7.2 (t, *J* = 8.2 Hz, *J* = 7.0 Hz, 1H), 6.8 (br s, 1H), 6.6 (br s, 2H), 4.6 (t, *J* = 7.6 Hz, 2H), 3.4 (s, 3H), 3.0 (q, *J* = 7.5 Hz, 2H), 2.9 (m, 2H), 2.0 (m, 2H), 1.3 (t, *J* = 7.4 Hz, 3H);

5 MS (APCI) *m/z* 300.1 (M + H)⁺;

Anal. calcd for C₁₆H₂₁N₅O•0.53H₂O: C, 62.21; H, 7.20; N, 22.67. Found: C, 61.88; H, 6.91; N, 22.58.

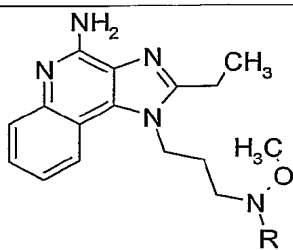
Examples 52 – 75

10 A reagent from the table below (1.1 equivalents) was added to a test tube containing a solution *N*-[3-(4-amino-2-ethyl-1*H*-imidazo[4,5-*c*]quinolin-1-yl)propyl]-*O*-methylhydroxylamine (prepared as described Example 51, 29 mg, 0.1 mmol) and triethylamine (2.0 eq) in dichloromethane (1 mL). The test tube was capped and placed on a shaker at ambient temperature overnight. The

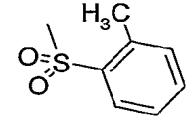
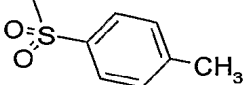
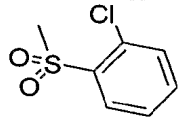
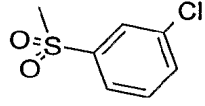
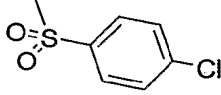
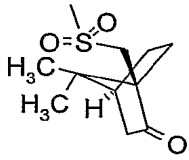
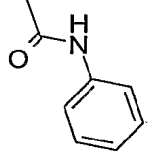
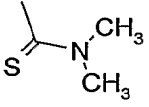
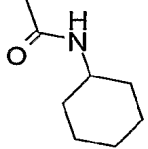
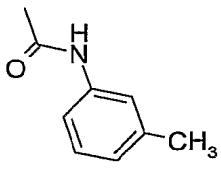
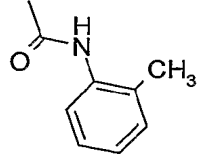
15 reactions were quenched with water (2 drops), vortexed, and then the solvent was removed by vacuum centrifugation. The compounds were purified by preparative high performance liquid chromatography (prep HPLC) using a Waters FractionLynx automated purification system. The prep HPLC fractions were analyzed using a Waters LC/TOF-MS, and the appropriate fractions were

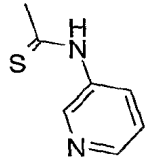
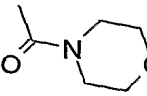
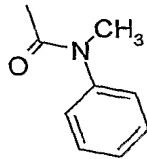
20 centrifuge evaporated to provide the trifluoroacetate salt of the desired compound. Reversed phase preparative liquid chromatography was performed with non-linear gradient elution from 5-95% B where A is 0.05% trifluoroacetic acid/water and B is 0.05% trifluoroacetic acid/acetonitrile. Fractions were collected by mass-selective triggering. The table below shows the reagent used

25 for each example, the structure of the resulting compound, and the observed accurate mass for the isolated trifluoroacetate salt.



Example	Reagent	R	Measured Mass (M+H)
52	Hexanoyl chloride		398.2554
53	Cyclohexanecarbonyl chloride		410.2526
54	<i>o</i> -Toluoyl chloride		418.2209
55	<i>p</i> -Toluoyl chloride		418.2216
56	2-Chlorobenzoyl chloride		438.1670
57	3-Chlorobenzoyl chloride		438.1660
58	4-Chlorobenzoyl chloride		438.1683
59	Nicotinoyl chloride hydrochloride		405.2031
60	Methanesulfonyl chloride		378.1590
61	3-Methylbenzenesulfonyl chloride		454.1884

62	<i>o</i> -Toluenesulfonyl chloride		454.1894
63	<i>p</i> -Toluenesulfonyl chloride		454.1911
64	2-Chlorobenzenesulfonyl chloride		474.1404
65	3-Chlorobenzenesulfonyl chloride		474.1352
66	4-Chlorobenzenesulfonyl chloride		474.1355
67	10-Camphorsulfonyl chloride		514.2455
68	Phenyl isocyanate		419.2177
69	Dimethylthiocarbamoyl chloride		387.1939
70	Cyclohexyl isocyanate		425.2623
71	<i>m</i> -Tolyl isocyanate		433.2336
72	<i>o</i> -Tolyl isocyanate		433.2310

73	3-Pyridyl isothiocyanate		436.1878
74	4-Morpholinylcarbonyl chloride		413.2276
75	<i>N</i> -Methyl- <i>N</i> - Phenylcarbonyl chloride		433.2338

Examples 76 – 87

Part A

5 Methoxyamine hydrochloride (11.86 g, 142.1 mmol) was added to a solution of 4-(7-bromo-2-propyl-1*H*-imidazo[4,5-*c*]quinolin-1-yl)butyraldehyde (25.6 g, 71.0 mmol, prepared as described in Example 17 Parts A through D) in ethanol (200 mL). The reaction mixture was stirred at room temperature for 2 hours and then concentrated under reduced pressure. The residue was dissolved

10 in water, neutralized with saturated sodium bicarbonate, and then extracted into dichloromethane. The extract was washed sequentially with saturated sodium bicarbonate and brine, dried over magnesium sulfate, and then concentrated under reduced pressure to provide 27.1 g of 4-(7-bromo-2-propyl-1*H*-imidazo[4,5-*c*]quinolin-1-yl)butyraldehyde *O*-methyloxime.

15 Part B

mCPBA (28.03 g of 75%, 122 mmol) was added to a solution of the material from Part A in chloroform (200 mL). The reaction mixture was stirred at room temperature for 2 hours and then cooled to 0 °C in an ice bath. Concentrated ammonium hydroxide (75 mL) and benzenesulfonyl chloride were

20 added sequentially. The reaction mixture was warmed to room temperature and then stirred for 2 hours. The reaction mixture was diluted with saturated sodium bicarbonate and stirred for 5 minutes. The layers were separated. The organic layer was washed sequentially with saturated sodium bicarbonate and brine,

dried over magnesium sulfate, and then concentrated under reduced pressure to provide 27.5 g of 4-(4-amino-7-bromo-2-propyl-1*H*-imidazo[4,5-*c*]quinolin-1-yl)butyraldehyde *O*-methyloxime.

Part C

5 Acetic acid (30 mL) was added to a solution of the material from Part B in ethanol (200 mL). Sodium cyanoborohydride (21.3 g, 340 mmol) was added over a period of 5 minutes. The reaction mixture was stirred at room temperature for 4 hours and then concentrated under reduced pressure. The residue was diluted with water (100 mL), neutralized with saturated sodium bicarbonate, and then extracted into dichloromethane. The extract was washed sequentially with saturated sodium bicarbonate and brine, dried over magnesium sulfate, and then concentrated under reduced pressure. The crude product was purified by column chromatography (silica gel eluted with 5% methanol in chloroform) to provide 9.12 g of *N*-[4-(4-amino-7-bromo-2-propyl-1*H*-imidazo[4,5-*c*]quinolin-1-yl)butyl]-*O*-methylhydroxylamine as an orange sticky solid.

Part D

20 Triethylamine (590 mg, 5.9 mmol) was added to a solution of material from Part D (about 2 g, 4.9 mmol) in chloroform (50 mL). The reaction mixture was stirred for 5 minutes and then acetyl chloride (384 mg, 4.9 mmol) was added. After 30 minutes more triethylamine (1.2 eq) and acetyl chloride (0.4 eq) were added. After a total of 60 minutes the reaction mixture was concentrated under reduced pressure. The residue was dissolved in chloroform (100 mL), washed with water (3 x 100 mL), dried over magnesium sulfate, and then concentrated under reduced pressure to provide 700 mg of *N*-[4-(4-amino-7-bromo-2-propyl-1*H*-imidazo[4,5-*c*]quinolin-1-yl)butyl]-*N*-methoxyacetamide as an off white solid.


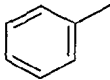
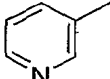
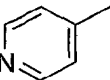
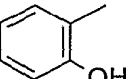
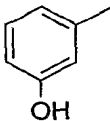
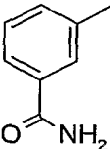
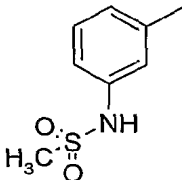
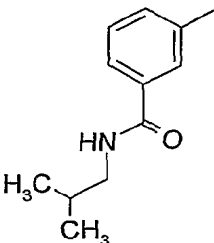
Part E

30 A solution of material from Part D (40 mg, 0.10 mmol) in 7:3 volume:volume (v:v) chloroform:methanol (2 mL) was added to a test tube, and the solvent was removed by vacuum centrifugation. The boronic acid (0.11 mmol) indicated in the table below and *n*-propanol (1.6 mL) were added

sequentially, and the test tube was purged with nitrogen. The reaction mixture was sonicated. Palladium (II) acetate (150 μ L of a solution prepared by dissolving 60 mg of palladium (II) acetate in 15 mL of toluene), 2M aqueous sodium carbonate solution (600 μ L), deionized water (113 μ L), and a solution of 5 0.15 M triphenylphosphine in *n*-propanol (53 μ L) were sequentially added. The test tube was purged with nitrogen, capped, and then heated to 80 °C overnight in a sand bath. The solvent was removed from the test tubes by vacuum centrifugation.

The contents of each test tube were passed through a Waters Oasis 10 Sample Extractions Cartridge MCX (6 cc) according to the following procedure. Hydrochloric acid (1 N) was added to adjust each sample to pH 5, and the resulting solution was passed through the cartridge optionally using light nitrogen pressure. The cartridge was washed with methanol (5 mL) optionally using light nitrogen pressure and transferred to a clean test tube. A solution of 15 N ammonia in methanol (2 x 5 mL) was then passed through the cartridge optionally using light nitrogen pressure, and the basic solution was collected and concentrated.

The compounds were purified as described in Examples 52-75. The table 20 below shows the boronic acid used for each example, the structure of the resulting compound, and the observed accurate mass for the isolated trifluoroacetate salt.

Example	Reagent	R	Measured Mass (M+H)
76	None		448.1339
77	Phenylboronic acid		446.2587
78	Pyridine-3-boronic acid		447.2555
79	Pyridine-4-boronic acid		447.2528
80	2-Hydroxyphenylboronic acid		462.2502
81	3-Hydroxyphenylboronic acid		462.2493
82	(3-Aminocarbonylphenyl)boronic acid		489.2644
83	3-(Methylsulfonylamino)phenylboronic acid		539.2392
84	3-(Isobutylaminocarbonyl)phenylboronic acid		545.3268

85	3-(Morpholine-4-carbonyl)phenylboronic acid		559.3039
86	4-(Morpholine-4-carbonyl)phenylboronic acid		559.3040
87	4'-(4,4,5,5-Tetramethyl-1,3,2-dioxaborolan-2-yl)acetanilide		503.2769

Examples 88 – 101

Part A

5 Triethylamine (6.5 mL, 2.0 eq) was added to a solution of *N*-[4-(4-amino-7-bromo-2-propyl-1*H*-imidazo[4,5-*c*]quinolin-1-yl)butyl]-*O*-methylhydroxylamine (9.15 g prepared as described in Example Parts A through C) in chloroform (225 mL). The reaction mixture was stirred for about 5 minutes, methanesulfonyl chloride (1.74 mL, 1.0 eq) was added dropwise, and

10 the reaction mixture was stirred at room temperature. Analysis by liquid chromatography/mass spectroscopy (LC/MS) after 30 minutes indicated that starting material was still present. Additional methanesulfonyl chloride (0.4 eq) was added and the reaction mixture was heated to 50 °C. More methanesulfonyl chloride (1.0 eq) was added at after 1 hour and again after 3 hours. After a total

15 of 4 hours (3.5 at 50 °C) the reaction mixture was diluted with chloroform (400 mL), washed with water (3 x 350 mL), dried over magnesium sulfate, filtered, and then concentrated under reduced pressure to provide 10.65 g of a yellow solid. This material was purified by HPFC eluting with a gradient of 0 to 3 % methanol in dichloromethane containing 5% ammonium hydroxide to provide

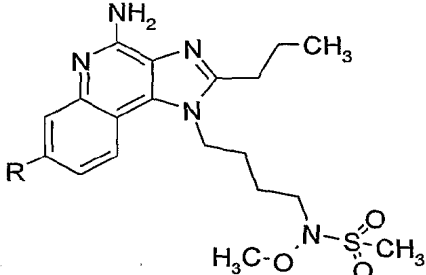

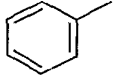
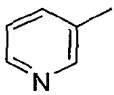
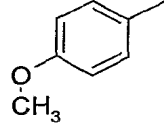
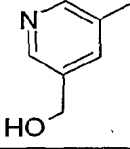
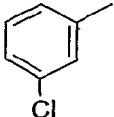
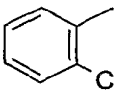
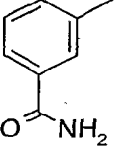
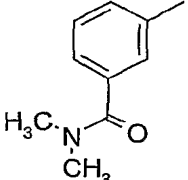
20 1.42 g of *N*-[4-(4-amino-7-bromo-2-propyl-1*H*-imidazo[4,5-*c*]quinolin-1-yl)butyl]-*N*-methoxymethanesulfonamide as a white solid.

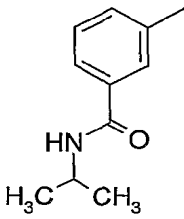
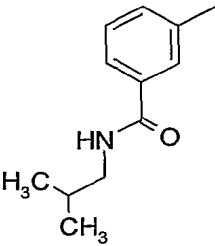
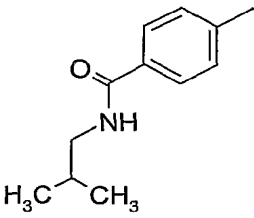
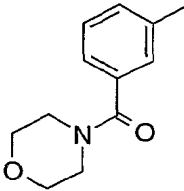
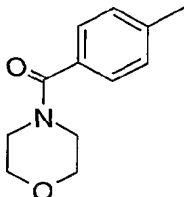
Part B

A solution of material from Part A (49 mg, 0.10 mmol) in 7:3 volume:volume (v:v) chloroform:methanol (2 mL) was added to a test tube, and the solvent was removed by vacuum centrifugation. The boronic acid (0.11 mmol) indicated in the table below, *n*-propanol (1.6 mL), palladium (II) acetate (150 μ L of a solution prepared by dissolving 60 mg of palladium (II) acetate in 15 mL of toluene), 2M aqueous sodium carbonate solution (600 μ L), deionized water (113 μ L), and a solution of 0.15 M triphenylphosphine in *n*-propanol (53 μ L) were added sequentially. The test tube was purged with nitrogen, capped, and then heated to 80 °C overnight in a sand bath. For Example 91, the solvent was removed by vacuum centrifugation, and glacial acetic acid (3 mL), tetrahydrofuran (1 mL), and deionized water (1 mL) were added to the test tube. The reaction was heated overnight at 60 °C. The solvent was removed from the test tubes by vacuum centrifugation.

The contents of each test tube were passed through a Waters Oasis Sample Extractions Cartridge MCX (6 cc) according to the following procedure. Methanol (3 mL) and hydrochloric acid (3 mL of 1 N) were added, the mixture was vortexed, and the resulting solution was passed through the cartridge optionally using light nitrogen pressure. The cartridge was washed with methanol (5 mL) optionally using light nitrogen pressure and transferred to a clean test tube. A solution of 1 N ammonia in methanol (2 x 5 mL) was then passed through the cartridge optionally using light nitrogen pressure, and the basic solution was collected and concentrated.

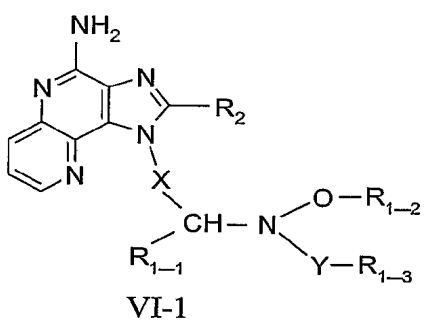
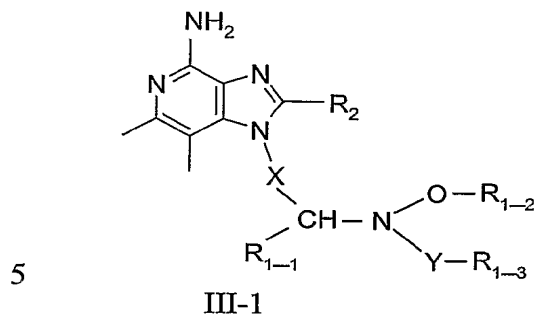
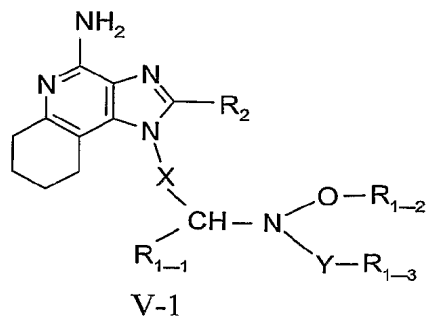
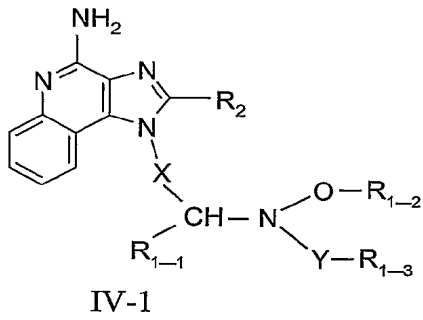
The compounds were purified as described in Examples 52-75. The table below shows the boronic acid used for each example, the structure of the resulting compound, and the observed accurate mass for the isolated trifluoroacetate salt.

			
Example	Reagent	R	Measured Mass (M+H)
88	None		484.0980
89	Phenylboronic acid		482.2234
90	Pyridine-3-boronic acid		483.2148
91	4-Methoxyphenylboronic acid		512.2299
92	5-(<i>tert</i> -Butyldimethylsilanyloxymethyl)pyridine-3-boronic acid		513.2307
93	3-Chlorophenylboronic acid		516.1818
94	2-Chlorophenylboronic acid		516.1788
95	(3-Aminocarbonylphenyl)boronic acid		525.2325
96	3-(<i>N,N</i> -Dimethylaminocarbonyl)phenylboronic acid		553.2610

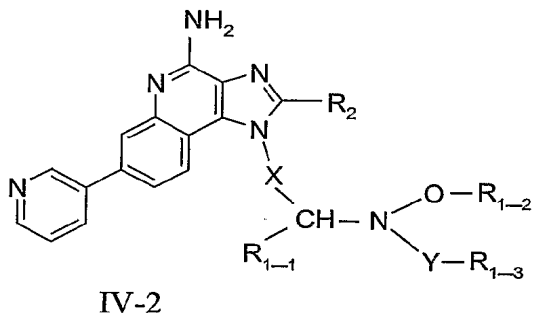
97	3-(<i>N</i> -Isopropylaminocarbonyl)phenylboronic acid		567.2809
98	3-(Isobutylaminocarbonyl)phenylboronic acid		581.2923
99	4-(Isobutylaminocarbonyl)phenylboronic acid		581.2943
100	3-(Morpholine-4-carbonyl)phenylboronic acid		595.2739
101	4-(Morpholine-4-carbonyl)phenylboronic acid		595.2744

Exemplary Compounds Table 1

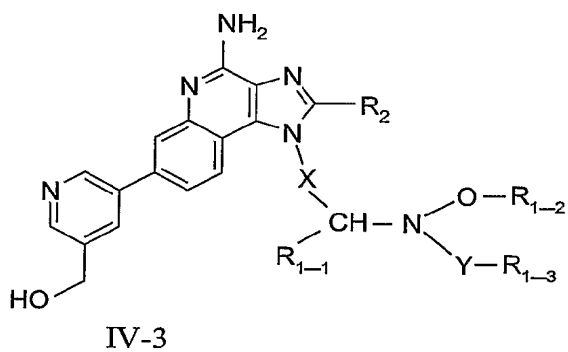
5 Certain exemplary compounds, including some of those described above in the Examples, have the following Formulas (III-1, IV-1, IV-2, IV-3, IV-4, IV-5, V-1, VI-1, and VII-1), wherein X, R₂, R₁₋₁, R₁₋₂, and Y-R₁₋₃ are defined immediately below in the table. In this table, for each ring system, each row represents one specific compound.



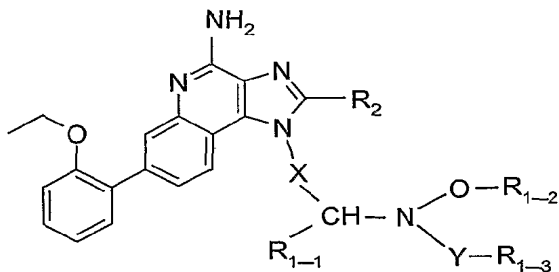
5



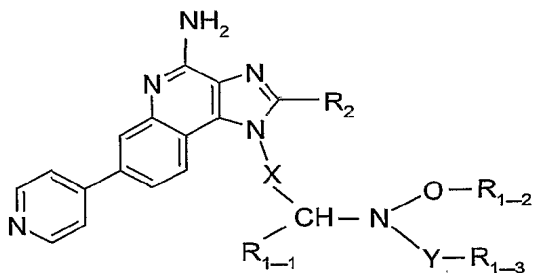
10



15

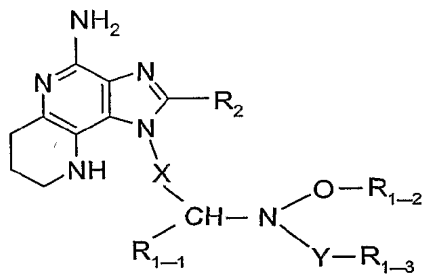


IV-4



IV-5

5



VII-1

10

R ₂	X	R ₁₋₁	R ₁₋₂	Y-R ₁₋₃
H	-(CH ₂) ₃ -	H	H	-C(O)-phenyl
H	-(CH ₂) ₃ -	H	H	-C(O)-C ₂ H ₅
H	-(CH ₂) ₃ -	H	H	-C(O)-NH-phenyl
H	-(CH ₂) ₃ -	H	H	-C(O)-NH-CH ₃
H	-(CH ₂) ₃ -	H	H	-C(O)-NH-isopropyl

H	-(CH ₂) ₃ -	H	H	-C(O)-N(CH ₃) ₂
H	-(CH ₂) ₃ -	H	H	-S(O) ₂ -CH ₃
H	-(CH ₂) ₃ -	H	-CH ₃	-C(O)-phenyl
H	-(CH ₂) ₃ -	H	-CH ₃	-C(O)-C ₂ H ₅
H	-(CH ₂) ₃ -	H	-CH ₃	-C(O)-NH-phenyl
H	-(CH ₂) ₃ -	H	-CH ₃	-C(O)-NH-CH ₃
H	-(CH ₂) ₃ -	H	-CH ₃	-C(O)-NH-isopropyl
H	-(CH ₂) ₃ -	H	-CH ₃	-C(O)-N(CH ₃) ₂
H	-(CH ₂) ₃ -	H	-CH ₃	-S(O) ₂ -CH ₃
H	-(CH ₂) ₃ -	-CH ₃	H	-C(O)-phenyl
H	-(CH ₂) ₃ -	-CH ₃	H	-C(O)-C ₂ H ₅
H	-(CH ₂) ₃ -	-CH ₃	H	-C(O)-NH-phenyl
H	-(CH ₂) ₃ -	-CH ₃	H	-C(O)-NH-CH ₃
H	-(CH ₂) ₃ -	-CH ₃	H	-C(O)-NH-isopropyl
H	-(CH ₂) ₃ -	-CH ₃	H	-C(O)-N(CH ₃) ₂
H	-(CH ₂) ₃ -	-CH ₃	H	-S(O) ₂ -CH ₃
H	-(CH ₂) ₃ -	-CH ₃	-CH ₃	-C(O)-phenyl
H	-(CH ₂) ₃ -	-CH ₃	-CH ₃	-C(O)-C ₂ H ₅
H	-(CH ₂) ₃ -	-CH ₃	-CH ₃	-C(O)-NH-phenyl
H	-(CH ₂) ₃ -	-CH ₃	-CH ₃	-C(O)-NH-CH ₃
H	-(CH ₂) ₃ -	-CH ₃	-CH ₃	-C(O)-NH-isopropyl
H	-(CH ₂) ₃ -	-CH ₃	-CH ₃	-C(O)-N(CH ₃) ₂
H	-(CH ₂) ₃ -	-CH ₃	-CH ₃	-S(O) ₂ -CH ₃
H	-(CH ₂) ₄ -	H	H	-C(O)-phenyl
H	-(CH ₂) ₄ -	H	H	-C(O)-C ₂ H ₅

H	-(CH ₂) ₄ -	H	H	-C(O)-NH-phenyl
H	-(CH ₂) ₄ -	H	H	-C(O)-NH-CH ₃
H	-(CH ₂) ₄ -	H	H	-C(O)-NH-isopropyl
H	-(CH ₂) ₄ -	H	H	-C(O)-N(CH ₃) ₂
H	-(CH ₂) ₄ -	H	H	-S(O) ₂ -CH ₃
H	-(CH ₂) ₄ -	H	-CH ₃	-C(O)-phenyl
H	-(CH ₂) ₄ -	H	-CH ₃	-C(O)-C ₂ H ₅
H	-(CH ₂) ₄ -	H	-CH ₃	-C(O)-NH-phenyl
H	-(CH ₂) ₄ -	H	-CH ₃	-C(O)-NH-CH ₃
H	-(CH ₂) ₄ -	H	-CH ₃	-C(O)-NH-isopropyl
H	-(CH ₂) ₄ -	H	-CH ₃	-C(O)-N(CH ₃) ₂
H	-(CH ₂) ₄ -	H	-CH ₃	-S(O) ₂ -CH ₃
H	-(CH ₂) ₄ -	-CH ₃	H	-C(O)-phenyl
H	-(CH ₂) ₄ -	-CH ₃	H	-C(O)-C ₂ H ₅
H	-(CH ₂) ₄ -	-CH ₃	H	-C(O)-NH-phenyl
H	-(CH ₂) ₄ -	-CH ₃	H	-C(O)-NH-CH ₃
H	-(CH ₂) ₄ -	-CH ₃	H	-C(O)-NH-isopropyl
H	-(CH ₂) ₄ -	-CH ₃	H	-C(O)-N(CH ₃) ₂
H	-(CH ₂) ₄ -	-CH ₃	H	-S(O) ₂ -CH ₃
H	-(CH ₂) ₄ -	-CH ₃	-CH ₃	-C(O)-phenyl
H	-(CH ₂) ₄ -	-CH ₃	-CH ₃	-C(O)-C ₂ H ₅
H	-(CH ₂) ₄ -	-CH ₃	-CH ₃	-C(O)-NH-phenyl
H	-(CH ₂) ₄ -	-CH ₃	-CH ₃	-C(O)-NH-CH ₃
H	-(CH ₂) ₄ -	-CH ₃	-CH ₃	-C(O)-NH-

				isopropyl
H	-(CH ₂) ₄ -	-CH ₃	-CH ₃	-C(O)-N(CH ₃) ₂
H	-(CH ₂) ₄ -	-CH ₃	-CH ₃	-S(O) ₂ -CH ₃
H	-CH ₂ C(CH ₃) ₂ -	H	H	-C(O)-phenyl
H	-CH ₂ C(CH ₃) ₂ -	H	H	-C(O)-C ₂ H ₅
H	-CH ₂ C(CH ₃) ₂ -	H	H	-C(O)-NH- phenyl
H	-CH ₂ C(CH ₃) ₂ -	H	H	-C(O)-NH-CH ₃
H	-CH ₂ C(CH ₃) ₂ -	H	H	-C(O)-NH- isopropyl
H	-CH ₂ C(CH ₃) ₂ -	H	H	-C(O)-N(CH ₃) ₂
H	-CH ₂ C(CH ₃) ₂ -	H	H	-S(O) ₂ -CH ₃
H	-CH ₂ C(CH ₃) ₂ -	H	-CH ₃	-C(O)-phenyl
H	-CH ₂ C(CH ₃) ₂ -	H	-CH ₃	-C(O)-C ₂ H ₅
H	-CH ₂ C(CH ₃) ₂ -	H	-CH ₃	-C(O)-NH- phenyl
H	-CH ₂ C(CH ₃) ₂ -	H	-CH ₃	-C(O)-NH-CH ₃
H	-CH ₂ C(CH ₃) ₂ -	H	-CH ₃	-C(O)-NH- isopropyl
H	-CH ₂ C(CH ₃) ₂ -	H	-CH ₃	-C(O)-N(CH ₃) ₂
H	-CH ₂ C(CH ₃) ₂ -	H	-CH ₃	-S(O) ₂ -CH ₃
H	-CH ₂ C(CH ₃) ₂ -	-CH ₃	H	-C(O)-phenyl
H	-CH ₂ C(CH ₃) ₂ -	-CH ₃	H	-C(O)-C ₂ H ₅
H	-CH ₂ C(CH ₃) ₂ -	-CH ₃	H	-C(O)-NH- phenyl
H	-CH ₂ C(CH ₃) ₂ -	-CH ₃	H	-C(O)-NH-CH ₃
H	-CH ₂ C(CH ₃) ₂ -	-CH ₃	H	-C(O)-NH- isopropyl
H	-CH ₂ C(CH ₃) ₂ -	-CH ₃	H	-C(O)-N(CH ₃) ₂
H	-CH ₂ C(CH ₃) ₂ -	-CH ₃	H	-S(O) ₂ -CH ₃
H	-CH ₂ C(CH ₃) ₂ -	-CH ₃	-CH ₃	-C(O)-phenyl

H	-CH ₂ C(CH ₃) ₂ -	-CH ₃	-CH ₃	-C(O)-C ₂ H ₅
H	-CH ₂ C(CH ₃) ₂ -	-CH ₃	-CH ₃	-C(O)-NH-phenyl
H	-CH ₂ C(CH ₃) ₂ -	-CH ₃	-CH ₃	-C(O)-NH-CH ₃
H	-CH ₂ C(CH ₃) ₂ -	-CH ₃	-CH ₃	-C(O)-NH-isopropyl
H	-CH ₂ C(CH ₃) ₂ -	-CH ₃	-CH ₃	-C(O)-N(CH ₃) ₂
H	-CH ₂ C(CH ₃) ₂ -	-CH ₃	-CH ₃	-S(O) ₂ -CH ₃
H	-CH ₂ C(CH ₃) ₂ CH ₂ -	H	H	-C(O)-phenyl
H	-CH ₂ C(CH ₃) ₂ CH ₂ -	H	H	-C(O)-C ₂ H ₅
H	-CH ₂ C(CH ₃) ₂ CH ₂ -	H	H	-C(O)-NH-phenyl
H	-CH ₂ C(CH ₃) ₂ CH ₂ -	H	H	-C(O)-NH-CH ₃
H	-CH ₂ C(CH ₃) ₂ CH ₂ -	H	H	-C(O)-NH-isopropyl
H	-CH ₂ C(CH ₃) ₂ CH ₂ -	H	H	-C(O)-N(CH ₃) ₂
H	-CH ₂ C(CH ₃) ₂ CH ₂ -	H	H	-S(O) ₂ -CH ₃
H	-CH ₂ C(CH ₃) ₂ CH ₂ -	H	-CH ₃	-C(O)-phenyl
H	-CH ₂ C(CH ₃) ₂ CH ₂ -	H	-CH ₃	-C(O)-C ₂ H ₅
H	-CH ₂ C(CH ₃) ₂ CH ₂ -	H	-CH ₃	-C(O)-NH-phenyl
H	-CH ₂ C(CH ₃) ₂ CH ₂ -	H	-CH ₃	-C(O)-NH-CH ₃
H	-CH ₂ C(CH ₃) ₂ CH ₂ -	H	-CH ₃	-C(O)-NH-isopropyl
H	-CH ₂ C(CH ₃) ₂ CH ₂ -	H	-CH ₃	-C(O)-N(CH ₃) ₂
H	-CH ₂ C(CH ₃) ₂ CH ₂ -	H	-CH ₃	-S(O) ₂ -CH ₃
H	-CH ₂ C(CH ₃) ₂ CH ₂ -	-CH ₃	H	-C(O)-phenyl
H	-CH ₂ C(CH ₃) ₂ CH ₂ -	-CH ₃	H	-C(O)-C ₂ H ₅
H	-CH ₂ C(CH ₃) ₂ CH ₂ -	-CH ₃	H	-C(O)-NH-phenyl
H	-CH ₂ C(CH ₃) ₂ CH ₂ -	-CH ₃	H	-C(O)-NH-CH ₃

H	-CH ₂ C(CH ₃) ₂ CH ₂ -	-CH ₃	H	-C(O)-NH- isopropyl
H	-CH ₂ C(CH ₃) ₂ CH ₂ -	-CH ₃	H	-C(O)-N(CH ₃) ₂
H	-CH ₂ C(CH ₃) ₂ CH ₂ -	-CH ₃	H	-S(O) ₂ -CH ₃
H	-CH ₂ C(CH ₃) ₂ CH ₂ -	-CH ₃	-CH ₃	-C(O)-phenyl
H	-CH ₂ C(CH ₃) ₂ CH ₂ -	-CH ₃	-CH ₃	-C(O)-C ₂ H ₅
H	-CH ₂ C(CH ₃) ₂ CH ₂ -	-CH ₃	-CH ₃	-C(O)-NH- phenyl
H	-CH ₂ C(CH ₃) ₂ CH ₂ -	-CH ₃	-CH ₃	-C(O)-NH-CH ₃
H	-CH ₂ C(CH ₃) ₂ CH ₂ -	-CH ₃	-CH ₃	-C(O)-NH- isopropyl
H	-CH ₂ C(CH ₃) ₂ CH ₂ -	-CH ₃	-CH ₃	-C(O)-N(CH ₃) ₂
H	-CH ₂ C(CH ₃) ₂ CH ₂ -	-CH ₃	-CH ₃	-S(O) ₂ -CH ₃
H	-(CH ₂) ₂ OCH ₂ -	H	H	-C(O)-phenyl
H	-(CH ₂) ₂ OCH ₂ -	H	H	-C(O)-C ₂ H ₅
H	-(CH ₂) ₂ OCH ₂ -	H	H	-C(O)-NH- phenyl
H	-(CH ₂) ₂ OCH ₂ -	H	H	-C(O)-NH-CH ₃
H	-(CH ₂) ₂ OCH ₂ -	H	H	-C(O)-NH- isopropyl
H	-(CH ₂) ₂ OCH ₂ -	H	H	-C(O)-N(CH ₃) ₂
H	-(CH ₂) ₂ OCH ₂ -	H	H	-S(O) ₂ -CH ₃
H	-(CH ₂) ₂ OCH ₂ -	H	-CH ₃	-C(O)-phenyl
H	-(CH ₂) ₂ OCH ₂ -	H	-CH ₃	-C(O)-C ₂ H ₅
H	-(CH ₂) ₂ OCH ₂ -	H	-CH ₃	-C(O)-NH- phenyl
H	-(CH ₂) ₂ OCH ₂ -	H	-CH ₃	-C(O)-NH-CH ₃
H	-(CH ₂) ₂ OCH ₂ -	H	-CH ₃	-C(O)-NH- isopropyl
H	-(CH ₂) ₂ OCH ₂ -	H	-CH ₃	-C(O)-N(CH ₃) ₂
H	-(CH ₂) ₂ OCH ₂ -	H	-CH ₃	-S(O) ₂ -CH ₃

H	-(CH ₂) ₂ OCH ₂ -	-CH ₃	H	-C(O)-phenyl
H	-(CH ₂) ₂ OCH ₂ -	-CH ₃	H	-C(O)-C ₂ H ₅
H	-(CH ₂) ₂ OCH ₂ -	-CH ₃	H	-C(O)-NH- phenyl
H	-(CH ₂) ₂ OCH ₂ -	-CH ₃	H	-C(O)-NH-CH ₃
H	-(CH ₂) ₂ OCH ₂ -	-CH ₃	H ⁺	-C(O)-NH- isopropyl
H	-(CH ₂) ₂ OCH ₂ -	-CH ₃	H	-C(O)-N(CH ₃) ₂
H	-(CH ₂) ₂ OCH ₂ -	-CH ₃	H	-S(O) ₂ -CH ₃
H	-(CH ₂) ₂ OCH ₂ -	-CH ₃	-CH ₃	-C(O)-phenyl
H	-(CH ₂) ₂ OCH ₂ -	-CH ₃	-CH ₃	-C(O)-C ₂ H ₅
H	-(CH ₂) ₂ OCH ₂ -	-CH ₃	-CH ₃	-C(O)-NH- phenyl
H	-(CH ₂) ₂ OCH ₂ -	-CH ₃	-CH ₃	-C(O)-NH-CH ₃
H	-(CH ₂) ₂ OCH ₂ -	-CH ₃	-CH ₃	-C(O)-NH- isopropyl
H	-(CH ₂) ₂ OCH ₂ -	-CH ₃	-CH ₃	-C(O)-N(CH ₃) ₂
H	-(CH ₂) ₂ OCH ₂ -	-CH ₃	-CH ₃	-S(O) ₂ -CH ₃
-CH ₃	-(CH ₂) ₃ -	H	H	-C(O)-phenyl
-CH ₃	-(CH ₂) ₃ -	H	H	-C(O)-C ₂ H ₅
-CH ₃	-(CH ₂) ₃ -	H	H	-C(O)-NH- phenyl
-CH ₃	-(CH ₂) ₃ -	H	H	-C(O)-NH-CH ₃
-CH ₃	-(CH ₂) ₃ -	H	H	-C(O)-NH- isopropyl
-CH ₃	-(CH ₂) ₃ -	H	H	-C(O)-N(CH ₃) ₂
-CH ₃	-(CH ₂) ₃ -	H	H	-S(O) ₂ -CH ₃
-CH ₃	-(CH ₂) ₃ -	H	-CH ₃	-C(O)-phenyl
-CH ₃	-(CH ₂) ₃ -	H	-CH ₃	-C(O)-C ₂ H ₅
-CH ₃	-(CH ₂) ₃ -	H	-CH ₃	-C(O)-NH- phenyl

-CH ₃	-(CH ₂) ₃ -	H	-CH ₃	-C(O)-NH-CH ₃
-CH ₃	-(CH ₂) ₃ -	H	-CH ₃	-C(O)-NH- isopropyl
-CH ₃	-(CH ₂) ₃ -	H	-CH ₃	-C(O)-N(CH ₃) ₂
-CH ₃	-(CH ₂) ₃ -	H	-CH ₃	-S(O) ₂ -CH ₃
-CH ₃	-(CH ₂) ₃ -	-CH ₃	H	-C(O)-phenyl
-CH ₃	-(CH ₂) ₃ -	-CH ₃	H	-C(O)-C ₂ H ₅
-CH ₃	-(CH ₂) ₃ -	-CH ₃	H	-C(O)-NH- phenyl
-CH ₃	-(CH ₂) ₃ -	-CH ₃	H	-C(O)-NH-CH ₃
-CH ₃	-(CH ₂) ₃ -	-CH ₃	H	-C(O)-NH- isopropyl
-CH ₃	-(CH ₂) ₃ -	-CH ₃	H	-C(O)-N(CH ₃) ₂
-CH ₃	-(CH ₂) ₃ -	-CH ₃	H	-S(O) ₂ -CH ₃
-CH ₃	-(CH ₂) ₃ -	-CH ₃	-CH ₃	-C(O)-phenyl
-CH ₃	-(CH ₂) ₃ -	-CH ₃	-CH ₃	-C(O)-C ₂ H ₅
-CH ₃	-(CH ₂) ₃ -	-CH ₃	-CH ₃	-C(O)-NH- phenyl
-CH ₃	-(CH ₂) ₃ -	-CH ₃	-CH ₃	-C(O)-NH-CH ₃
-CH ₃	-(CH ₂) ₃ -	-CH ₃	-CH ₃	-C(O)-NH- isopropyl
-CH ₃	-(CH ₂) ₃ -	-CH ₃	-CH ₃	-C(O)-N(CH ₃) ₂
-CH ₃	-(CH ₂) ₃ -	-CH ₃	-CH ₃	-S(O) ₂ -CH ₃
-CH ₃	-(CH ₂) ₄ -	H	H	-C(O)-phenyl
-CH ₃	-(CH ₂) ₄ -	H	H	-C(O)-C ₂ H ₅
-CH ₃	-(CH ₂) ₄ -	H	H	-C(O)-NH- phenyl
-CH ₃	-(CH ₂) ₄ -	H	H	-C(O)-NH-CH ₃
-CH ₃	-(CH ₂) ₄ -	H	H	-C(O)-NH- isopropyl
-CH ₃	-(CH ₂) ₄ -	H	H	-C(O)-N(CH ₃) ₂

-CH ₃	-(CH ₂) ₄ -	H	H	-S(O) ₂ -CH ₃
-CH ₃	-(CH ₂) ₄ -	H	-CH ₃	-C(O)-phenyl
-CH ₃	-(CH ₂) ₄ -	H	-CH ₃	-C(O)-C ₂ H ₅
-CH ₃	-(CH ₂) ₄ -	H	-CH ₃	-C(O)-NH-phenyl
-CH ₃	-(CH ₂) ₄ -	H	-CH ₃	-C(O)-NH-CH ₃
-CH ₃	-(CH ₂) ₄ -	H	-CH ₃	-C(O)-NH-isopropyl
-CH ₃	-(CH ₂) ₄ -	H	-CH ₃	-C(O)-N(CH ₃) ₂
-CH ₃	-(CH ₂) ₄ -	H	-CH ₃	-S(O) ₂ -CH ₃
-CH ₃	-(CH ₂) ₄ -	-CH ₃	H	-C(O)-phenyl
-CH ₃	-(CH ₂) ₄ -	-CH ₃	H	-C(O)-C ₂ H ₅
-CH ₃	-(CH ₂) ₄ -	-CH ₃	H	-C(O)-NH-phenyl
-CH ₃	-(CH ₂) ₄ -	-CH ₃	H	-C(O)-NH-CH ₃
-CH ₃	-(CH ₂) ₄ -	-CH ₃	H	-C(O)-NH-isopropyl
-CH ₃	-(CH ₂) ₄ -	-CH ₃	H	-C(O)-N(CH ₃) ₂
-CH ₃	-(CH ₂) ₄ -	-CH ₃	H	-S(O) ₂ -CH ₃
-CH ₃	-(CH ₂) ₄ -	-CH ₃	-CH ₃	-C(O)-phenyl
-CH ₃	-(CH ₂) ₄ -	-CH ₃	-CH ₃	-C(O)-C ₂ H ₅
-CH ₃	-(CH ₂) ₄ -	-CH ₃	-CH ₃	-C(O)-NH-phenyl
-CH ₃	-(CH ₂) ₄ -	-CH ₃	-CH ₃	-C(O)-NH-CH ₃
-CH ₃	-(CH ₂) ₄ -	-CH ₃	-CH ₃	-C(O)-NH-isopropyl
-CH ₃	-(CH ₂) ₄ -	-CH ₃	-CH ₃	-C(O)-N(CH ₃) ₂
-CH ₃	-(CH ₂) ₄ -	-CH ₃	-CH ₃	-S(O) ₂ -CH ₃
-CH ₃	-CH ₂ C(CH ₃) ₂ -	H	H	-C(O)-phenyl
-CH ₃	-CH ₂ C(CH ₃) ₂ -	H	H	-C(O)-C ₂ H ₅
-CH ₃	-CH ₂ C(CH ₃) ₂ -	H	H	-C(O)-NH-

				phenyl
-CH ₃	-CH ₂ C(CH ₃) ₂ -	H	H	-C(O)-NH-CH ₃
-CH ₃	-CH ₂ C(CH ₃) ₂ -	H	H	-C(O)-NH- isopropyl
-CH ₃	-CH ₂ C(CH ₃) ₂ -	H	H	-C(O)-N(CH ₃) ₂
-CH ₃	-CH ₂ C(CH ₃) ₂ -	H	H	-S(O) ₂ -CH ₃
-CH ₃	-CH ₂ C(CH ₃) ₂ -	H	-CH ₃	-C(O)-phenyl
-CH ₃	-CH ₂ C(CH ₃) ₂ -	H	-CH ₃	-C(O)-C ₂ H ₅
-CH ₃	-CH ₂ C(CH ₃) ₂ -	H	-CH ₃	-C(O)-NH- phenyl
-CH ₃	-CH ₂ C(CH ₃) ₂ -	H	-CH ₃	-C(O)-NH-CH ₃
-CH ₃	-CH ₂ C(CH ₃) ₂ -	H	-CH ₃	-C(O)-NH- isopropyl
-CH ₃	-CH ₂ C(CH ₃) ₂ -	H	-CH ₃	-C(O)-N(CH ₃) ₂
-CH ₃	-CH ₂ C(CH ₃) ₂ -	H	-CH ₃	-S(O) ₂ -CH ₃
-CH ₃	-CH ₂ C(CH ₃) ₂ -	-CH ₃	H	-C(O)-phenyl
-CH ₃	-CH ₂ C(CH ₃) ₂ -	-CH ₃	H	-C(O)-C ₂ H ₅
-CH ₃	-CH ₂ C(CH ₃) ₂ -	-CH ₃	H	-C(O)-NH- phenyl
-CH ₃	-CH ₂ C(CH ₃) ₂ -	-CH ₃	H	-C(O)-NH-CH ₃
-CH ₃	-CH ₂ C(CH ₃) ₂ -	-CH ₃	H	-C(O)-NH- isopropyl
-CH ₃	-CH ₂ C(CH ₃) ₂ -	-CH ₃	H	-C(O)-N(CH ₃) ₂
-CH ₃	-CH ₂ C(CH ₃) ₂ -	-CH ₃	H	-S(O) ₂ -CH ₃
-CH ₃	-CH ₂ C(CH ₃) ₂ -	-CH ₃	-CH ₃	-C(O)-phenyl
-CH ₃	-CH ₂ C(CH ₃) ₂ -	-CH ₃	-CH ₃	-C(O)-C ₂ H ₅
-CH ₃	-CH ₂ C(CH ₃) ₂ -	-CH ₃	-CH ₃	-C(O)-NH- phenyl
-CH ₃	-CH ₂ C(CH ₃) ₂ -	-CH ₃	-CH ₃	-C(O)-NH-CH ₃
-CH ₃	-CH ₂ C(CH ₃) ₂ -	-CH ₃	-CH ₃	-C(O)-NH- isopropyl

-CH ₃	-CH ₂ C(CH ₃) ₂ -	-CH ₃	-CH ₃	-C(O)-N(CH ₃) ₂
-CH ₃	-CH ₂ C(CH ₃) ₂ -	-CH ₃	-CH ₃	-S(O) ₂ -CH ₃
-CH ₃	-CH ₂ C(CH ₃) ₂ CH ₂ -	H	H	-C(O)-phenyl
-CH ₃	-CH ₂ C(CH ₃) ₂ CH ₂ -	H	H	-C(O)-C ₂ H ₅
-CH ₃	-CH ₂ C(CH ₃) ₂ CH ₂ -	H	H	-C(O)-NH- phenyl
-CH ₃	-CH ₂ C(CH ₃) ₂ CH ₂ -	H	H	-C(O)-NH-CH ₃
-CH ₃	-CH ₂ C(CH ₃) ₂ CH ₂ -	H	H	-C(O)-NH- isopropyl
-CH ₃	-CH ₂ C(CH ₃) ₂ CH ₂ -	H	H	-C(O)-N(CH ₃) ₂
-CH ₃	-CH ₂ C(CH ₃) ₂ CH ₂ -	H	H	-S(O) ₂ -CH ₃
-CH ₃	-CH ₂ C(CH ₃) ₂ CH ₂ -	H	-CH ₃	-C(O)-phenyl
-CH ₃	-CH ₂ C(CH ₃) ₂ CH ₂ -	H	-CH ₃	-C(O)-C ₂ H ₅
-CH ₃	-CH ₂ C(CH ₃) ₂ CH ₂ -	H	-CH ₃	-C(O)-NH- phenyl
-CH ₃	-CH ₂ C(CH ₃) ₂ CH ₂ -	H	-CH ₃	-C(O)-NH-CH ₃
-CH ₃	-CH ₂ C(CH ₃) ₂ CH ₂ -	H	-CH ₃	-C(O)-NH- isopropyl
-CH ₃	-CH ₂ C(CH ₃) ₂ CH ₂ -	H	-CH ₃	-C(O)-N(CH ₃) ₂
-CH ₃	-CH ₂ C(CH ₃) ₂ CH ₂ -	H	-CH ₃	-S(O) ₂ -CH ₃
-CH ₃	-CH ₂ C(CH ₃) ₂ CH ₂ -	-CH ₃	H	-C(O)-phenyl
-CH ₃	-CH ₂ C(CH ₃) ₂ CH ₂ -	-CH ₃	H	-C(O)-C ₂ H ₅
-CH ₃	-CH ₂ C(CH ₃) ₂ CH ₂ -	-CH ₃	H	-C(O)-NH- phenyl
-CH ₃	-CH ₂ C(CH ₃) ₂ CH ₂ -	-CH ₃	H	-C(O)-NH-CH ₃
-CH ₃	-CH ₂ C(CH ₃) ₂ CH ₂ -	-CH ₃	H	-C(O)-NH- isopropyl
-CH ₃	-CH ₂ C(CH ₃) ₂ CH ₂ -	-CH ₃	H	-C(O)-N(CH ₃) ₂
-CH ₃	-CH ₂ C(CH ₃) ₂ CH ₂ -	-CH ₃	H	-S(O) ₂ -CH ₃
-CH ₃	-CH ₂ C(CH ₃) ₂ CH ₂ -	-CH ₃	-CH ₃	-C(O)-phenyl
-CH ₃	-CH ₂ C(CH ₃) ₂ CH ₂ -	-CH ₃	-CH ₃	-C(O)-C ₂ H ₅

-CH ₃	-CH ₂ C(CH ₃) ₂ CH ₂ -	-CH ₃	-CH ₃	-C(O)-NH-phenyl
-CH ₃	-CH ₂ C(CH ₃) ₂ CH ₂ -	-CH ₃	-CH ₃	-C(O)-NH-CH ₃
-CH ₃	-CH ₂ C(CH ₃) ₂ CH ₂ -	-CH ₃	-CH ₃	-C(O)-NH-isopropyl
-CH ₃	-CH ₂ C(CH ₃) ₂ CH ₂ -	-CH ₃	-CH ₃	-C(O)-N(CH ₃) ₂
-CH ₃	-CH ₂ C(CH ₃) ₂ CH ₂ -	-CH ₃	-CH ₃	-S(O) ₂ -CH ₃
-CH ₃	-(CH ₂) ₂ OCH ₂ -	H	H	-C(O)-phenyl
-CH ₃	-(CH ₂) ₂ OCH ₂ -	H	H	-C(O)-C ₂ H ₅
-CH ₃	-(CH ₂) ₂ OCH ₂ -	H	H	-C(O)-NH-phenyl
-CH ₃	-(CH ₂) ₂ OCH ₂ -	H	H	-C(O)-NH-CH ₃
-CH ₃	-(CH ₂) ₂ OCH ₂ -	H	H	-C(O)-NH-isopropyl
-CH ₃	-(CH ₂) ₂ OCH ₂ -	H	H	-C(O)-N(CH ₃) ₂
-CH ₃	-(CH ₂) ₂ OCH ₂ -	H	H	-S(O) ₂ -CH ₃
-CH ₃	-(CH ₂) ₂ OCH ₂ -	H	-CH ₃	-C(O)-phenyl
-CH ₃	-(CH ₂) ₂ OCH ₂ -	H	-CH ₃	-C(O)-C ₂ H ₅
-CH ₃	-(CH ₂) ₂ OCH ₂ -	H	-CH ₃	-C(O)-NH-phenyl
-CH ₃	-(CH ₂) ₂ OCH ₂ -	H	-CH ₃	-C(O)-NH-CH ₃
-CH ₃	-(CH ₂) ₂ OCH ₂ -	H	-CH ₃	-C(O)-NH-isopropyl
-CH ₃	-(CH ₂) ₂ OCH ₂ -	H	-CH ₃	-C(O)-N(CH ₃) ₂
-CH ₃	-(CH ₂) ₂ OCH ₂ -	H	-CH ₃	-S(O) ₂ -CH ₃
-CH ₃	-(CH ₂) ₂ OCH ₂ -	-CH ₃	H	-C(O)-phenyl
-CH ₃	-(CH ₂) ₂ OCH ₂ -	-CH ₃	H	-C(O)-C ₂ H ₅
-CH ₃	-(CH ₂) ₂ OCH ₂ -	-CH ₃	H	-C(O)-NH-phenyl
-CH ₃	-(CH ₂) ₂ OCH ₂ -	-CH ₃	H	-C(O)-NH-CH ₃
-CH ₃	-(CH ₂) ₂ OCH ₂ -	-CH ₃	H	-C(O)-NH-

				isopropyl
-CH ₃	-(CH ₂) ₂ OCH ₂ -	-CH ₃	H	-C(O)-N(CH ₃) ₂
-CH ₃	-(CH ₂) ₂ OCH ₂ -	-CH ₃	H	-S(O) ₂ -CH ₃
-CH ₃	-(CH ₂) ₂ OCH ₂ -	-CH ₃	-CH ₃	-C(O)-phenyl
-CH ₃	-(CH ₂) ₂ OCH ₂ -	-CH ₃	-CH ₃	-C(O)-C ₂ H ₅
-CH ₃	-(CH ₂) ₂ OCH ₂ -	-CH ₃	-CH ₃	-C(O)-NH- phenyl
-CH ₃	-(CH ₂) ₂ OCH ₂ -	-CH ₃	-CH ₃	-C(O)-NH-CH ₃
-CH ₃	-(CH ₂) ₂ OCH ₂ -	-CH ₃	-CH ₃	-C(O)-NH- isopropyl
-CH ₃	-(CH ₂) ₂ OCH ₂ -	-CH ₃	-CH ₃	-C(O)-N(CH ₃) ₂
-CH ₃	-(CH ₂) ₂ OCH ₂ -	-CH ₃	-CH ₃	-S(O) ₂ -CH ₃
-(CH ₂) ₂ CH ₃	-(CH ₂) ₃ -	H	H	-C(O)-phenyl
-(CH ₂) ₂ CH ₃	-(CH ₂) ₃ -	H	H	-C(O)-C ₂ H ₅
-(CH ₂) ₂ CH ₃	-(CH ₂) ₃ -	H	H	-C(O)-NH- phenyl
-(CH ₂) ₂ CH ₃	-(CH ₂) ₃ -	H	H	-C(O)-NH-CH ₃
-(CH ₂) ₂ CH ₃	-(CH ₂) ₃ -	H	H	-C(O)-NH- isopropyl
-(CH ₂) ₂ CH ₃	-(CH ₂) ₃ -	H	H	-C(O)-N(CH ₃) ₂
-(CH ₂) ₂ CH ₃	-(CH ₂) ₃ -	H	H	-S(O) ₂ -CH ₃
-(CH ₂) ₂ CH ₃	-(CH ₂) ₃ -	H	-CH ₃	-C(O)-phenyl
-(CH ₂) ₂ CH ₃	-(CH ₂) ₃ -	H	-CH ₃	-C(O)-C ₂ H ₅
-(CH ₂) ₂ CH ₃	-(CH ₂) ₃ -	H	-CH ₃	-C(O)-NH- phenyl
-(CH ₂) ₂ CH ₃	-(CH ₂) ₃ -	H	-CH ₃	-C(O)-NH-CH ₃
-(CH ₂) ₂ CH ₃	-(CH ₂) ₃ -	H	-CH ₃	-C(O)-NH- isopropyl
-(CH ₂) ₂ CH ₃	-(CH ₂) ₃ -	H	-CH ₃	-C(O)-N(CH ₃) ₂
-(CH ₂) ₂ CH ₃	-(CH ₂) ₃ -	H	-CH ₃	-S(O) ₂ -CH ₃
-(CH ₂) ₂ CH ₃	-(CH ₂) ₃ -	-CH ₃	H	-C(O)-phenyl

$-(\text{CH}_2)_2\text{CH}_3$	$-(\text{CH}_2)_3-$	$-\text{CH}_3$	H	$-\text{C}(\text{O})-\text{C}_2\text{H}_5$
$-(\text{CH}_2)_2\text{CH}_3$	$-(\text{CH}_2)_3-$	$-\text{CH}_3$	H	$-\text{C}(\text{O})-\text{NH}-$ phenyl
$-(\text{CH}_2)_2\text{CH}_3$	$-(\text{CH}_2)_3-$	$-\text{CH}_3$	H	$-\text{C}(\text{O})-\text{NH}-\text{CH}_3$
$-(\text{CH}_2)_2\text{CH}_3$	$-(\text{CH}_2)_3-$	$-\text{CH}_3$	H	$-\text{C}(\text{O})-\text{NH}-$ isopropyl
$-(\text{CH}_2)_2\text{CH}_3$	$-(\text{CH}_2)_3-$	$-\text{CH}_3$	H	$-\text{C}(\text{O})-\text{N}(\text{CH}_3)_2$
$-(\text{CH}_2)_2\text{CH}_3$	$-(\text{CH}_2)_3-$	$-\text{CH}_3$	H	$-\text{S}(\text{O})_2-\text{CH}_3$
$-(\text{CH}_2)_2\text{CH}_3$	$-(\text{CH}_2)_3-$	$-\text{CH}_3$	$-\text{CH}_3$	$-\text{C}(\text{O})-\text{phenyl}$
$-(\text{CH}_2)_2\text{CH}_3$	$-(\text{CH}_2)_3-$	$-\text{CH}_3$	$-\text{CH}_3$	$-\text{C}(\text{O})-\text{C}_2\text{H}_5$
$-(\text{CH}_2)_2\text{CH}_3$	$-(\text{CH}_2)_3-$	$-\text{CH}_3$	$-\text{CH}_3$	$-\text{C}(\text{O})-\text{NH}-$ phenyl
$-(\text{CH}_2)_2\text{CH}_3$	$-(\text{CH}_2)_3-$	$-\text{CH}_3$	$-\text{CH}_3$	$-\text{C}(\text{O})-\text{NH}-\text{CH}_3$
$-(\text{CH}_2)_2\text{CH}_3$	$-(\text{CH}_2)_3-$	$-\text{CH}_3$	$-\text{CH}_3$	$-\text{C}(\text{O})-\text{NH}-$ isopropyl
$-(\text{CH}_2)_2\text{CH}_3$	$-(\text{CH}_2)_3-$	$-\text{CH}_3$	$-\text{CH}_3$	$-\text{C}(\text{O})-\text{N}(\text{CH}_3)_2$
$-(\text{CH}_2)_2\text{CH}_3$	$-(\text{CH}_2)_3-$	$-\text{CH}_3$	$-\text{CH}_3$	$-\text{S}(\text{O})_2-\text{CH}_3$
$-(\text{CH}_2)_2\text{CH}_3$	$-(\text{CH}_2)_4-$	H	H	$-\text{C}(\text{O})-\text{phenyl}$
$-(\text{CH}_2)_2\text{CH}_3$	$-(\text{CH}_2)_4-$	H	H	$-\text{C}(\text{O})-\text{C}_2\text{H}_5$
$-(\text{CH}_2)_2\text{CH}_3$	$-(\text{CH}_2)_4-$	H	H	$-\text{C}(\text{O})-\text{NH}-$ phenyl
$-(\text{CH}_2)_2\text{CH}_3$	$-(\text{CH}_2)_4-$	H	H	$-\text{C}(\text{O})-\text{NH}-\text{CH}_3$
$-(\text{CH}_2)_2\text{CH}_3$	$-(\text{CH}_2)_4-$	H	H	$-\text{C}(\text{O})-\text{NH}-$ isopropyl
$-(\text{CH}_2)_2\text{CH}_3$	$-(\text{CH}_2)_4-$	H	H	$-\text{C}(\text{O})-\text{N}(\text{CH}_3)_2$
$-(\text{CH}_2)_2\text{CH}_3$	$-(\text{CH}_2)_4-$	H	H	$-\text{S}(\text{O})_2-\text{CH}_3$
$-(\text{CH}_2)_2\text{CH}_3$	$-(\text{CH}_2)_4-$	H	$-\text{CH}_3$	$-\text{C}(\text{O})-\text{phenyl}$
$-(\text{CH}_2)_2\text{CH}_3$	$-(\text{CH}_2)_4-$	H	$-\text{CH}_3$	$-\text{C}(\text{O})-\text{C}_2\text{H}_5$
$-(\text{CH}_2)_2\text{CH}_3$	$-(\text{CH}_2)_4-$	H	$-\text{CH}_3$	$-\text{C}(\text{O})-\text{NH}-$ phenyl
$-(\text{CH}_2)_2\text{CH}_3$	$-(\text{CH}_2)_4-$	H	$-\text{CH}_3$	$-\text{C}(\text{O})-\text{NH}-\text{CH}_3$

$-(\text{CH}_2)_2\text{CH}_3$	$-(\text{CH}_2)_4-$	H	$-\text{CH}_3$	$-\text{C}(\text{O})-\text{NH}-$ isopropyl
$-(\text{CH}_2)_2\text{CH}_3$	$-(\text{CH}_2)_4-$	H	$-\text{CH}_3$	$-\text{C}(\text{O})-\text{N}(\text{CH}_3)_2$
$-(\text{CH}_2)_2\text{CH}_3$	$-(\text{CH}_2)_4-$	H	$-\text{CH}_3$	$-\text{S}(\text{O})_2-\text{CH}_3$
$-(\text{CH}_2)_2\text{CH}_3$	$-(\text{CH}_2)_4-$	$-\text{CH}_3$	H	$-\text{C}(\text{O})-\text{phenyl}$
$-(\text{CH}_2)_2\text{CH}_3$	$-(\text{CH}_2)_4-$	$-\text{CH}_3$	H	$-\text{C}(\text{O})-\text{C}_2\text{H}_5$
$-(\text{CH}_2)_2\text{CH}_3$	$-(\text{CH}_2)_4-$	$-\text{CH}_3$	H	$-\text{C}(\text{O})-\text{NH}-$ phenyl
$-(\text{CH}_2)_2\text{CH}_3$	$-(\text{CH}_2)_4-$	$-\text{CH}_3$	H	$-\text{C}(\text{O})-\text{NH}-\text{CH}_3$
$-(\text{CH}_2)_2\text{CH}_3$	$-(\text{CH}_2)_4-$	$-\text{CH}_3$	H	$-\text{C}(\text{O})-\text{NH}-$ isopropyl
$-(\text{CH}_2)_2\text{CH}_3$	$-(\text{CH}_2)_4-$	$-\text{CH}_3$	H	$-\text{C}(\text{O})-\text{N}(\text{CH}_3)_2$
$-(\text{CH}_2)_2\text{CH}_3$	$-(\text{CH}_2)_4-$	$-\text{CH}_3$	H	$-\text{S}(\text{O})_2-\text{CH}_3$
$-(\text{CH}_2)_2\text{CH}_3$	$-(\text{CH}_2)_4-$	$-\text{CH}_3$	$-\text{CH}_3$	$-\text{C}(\text{O})-\text{phenyl}$
$-(\text{CH}_2)_2\text{CH}_3$	$-(\text{CH}_2)_4-$	$-\text{CH}_3$	$-\text{CH}_3$	$-\text{C}(\text{O})-\text{C}_2\text{H}_5$
$-(\text{CH}_2)_2\text{CH}_3$	$-(\text{CH}_2)_4-$	$-\text{CH}_3$	$-\text{CH}_3$	$-\text{C}(\text{O})-\text{NH}-$ phenyl
$-(\text{CH}_2)_2\text{CH}_3$	$-(\text{CH}_2)_4-$	$-\text{CH}_3$	$-\text{CH}_3$	$-\text{C}(\text{O})-\text{NH}-\text{CH}_3$
$-(\text{CH}_2)_2\text{CH}_3$	$-(\text{CH}_2)_4-$	$-\text{CH}_3$	$-\text{CH}_3$	$-\text{C}(\text{O})-\text{NH}-$ isopropyl
$-(\text{CH}_2)_2\text{CH}_3$	$-(\text{CH}_2)_4-$	$-\text{CH}_3$	$-\text{CH}_3$	$-\text{C}(\text{O})-\text{N}(\text{CH}_3)_2$
$-(\text{CH}_2)_2\text{CH}_3$	$-(\text{CH}_2)_4-$	$-\text{CH}_3$	$-\text{CH}_3$	$-\text{S}(\text{O})_2-\text{CH}_3$
$-(\text{CH}_2)_2\text{CH}_3$	$-\text{CH}_2\text{C}(\text{CH}_3)_2-$	H	H	$-\text{C}(\text{O})-\text{phenyl}$
$-(\text{CH}_2)_2\text{CH}_3$	$-\text{CH}_2\text{C}(\text{CH}_3)_2-$	H	H	$-\text{C}(\text{O})-\text{C}_2\text{H}_5$
$-(\text{CH}_2)_2\text{CH}_3$	$-\text{CH}_2\text{C}(\text{CH}_3)_2-$	H	H	$-\text{C}(\text{O})-\text{NH}-$ phenyl
$-(\text{CH}_2)_2\text{CH}_3$	$-\text{CH}_2\text{C}(\text{CH}_3)_2-$	H	H	$-\text{C}(\text{O})-\text{NH}-\text{CH}_3$
$-(\text{CH}_2)_2\text{CH}_3$	$-\text{CH}_2\text{C}(\text{CH}_3)_2-$	H	H	$-\text{C}(\text{O})-\text{NH}-$ isopropyl
$-(\text{CH}_2)_2\text{CH}_3$	$-\text{CH}_2\text{C}(\text{CH}_3)_2-$	H	H	$-\text{C}(\text{O})-\text{N}(\text{CH}_3)_2$
$-(\text{CH}_2)_2\text{CH}_3$	$-\text{CH}_2\text{C}(\text{CH}_3)_2-$	H	H	$-\text{S}(\text{O})_2-\text{CH}_3$

$-(\text{CH}_2)_2\text{CH}_3$	$-\text{CH}_2\text{C}(\text{CH}_3)_2\text{CH}_2-$	$-\text{CH}_3$	$-\text{CH}_3$	$-\text{S}(\text{O})_2-\text{CH}_3$
$-(\text{CH}_2)_2\text{CH}_3$	$-(\text{CH}_2)_2\text{OCH}_2-$	H	H	$-\text{C}(\text{O})$ -phenyl
$-(\text{CH}_2)_2\text{CH}_3$	$-(\text{CH}_2)_2\text{OCH}_2-$	H	H	$-\text{C}(\text{O})-\text{C}_2\text{H}_5$
$-(\text{CH}_2)_2\text{CH}_3$	$-(\text{CH}_2)_2\text{OCH}_2-$	H	H	$-\text{C}(\text{O})-\text{NH}$ - phenyl
$-(\text{CH}_2)_2\text{CH}_3$	$-(\text{CH}_2)_2\text{OCH}_2-$	H	H	$-\text{C}(\text{O})-\text{NH}-\text{CH}_3$
$-(\text{CH}_2)_2\text{CH}_3$	$-(\text{CH}_2)_2\text{OCH}_2-$	H	H	$-\text{C}(\text{O})-\text{NH}$ - isopropyl
$-(\text{CH}_2)_2\text{CH}_3$	$-(\text{CH}_2)_2\text{OCH}_2-$	H	H	$-\text{C}(\text{O})-\text{N}(\text{CH}_3)_2$
$-(\text{CH}_2)_2\text{CH}_3$	$-(\text{CH}_2)_2\text{OCH}_2-$	H	H	$-\text{S}(\text{O})_2-\text{CH}_3$
$-(\text{CH}_2)_2\text{CH}_3$	$-(\text{CH}_2)_2\text{OCH}_2-$	H	$-\text{CH}_3$	$-\text{C}(\text{O})$ -phenyl
$-(\text{CH}_2)_2\text{CH}_3$	$-(\text{CH}_2)_2\text{OCH}_2-$	H	$-\text{CH}_3$	$-\text{C}(\text{O})-\text{C}_2\text{H}_5$
$-(\text{CH}_2)_2\text{CH}_3$	$-(\text{CH}_2)_2\text{OCH}_2-$	H	$-\text{CH}_3$	$-\text{C}(\text{O})-\text{NH}$ - phenyl
$-(\text{CH}_2)_2\text{CH}_3$	$-(\text{CH}_2)_2\text{OCH}_2-$	H	$-\text{CH}_3$	$-\text{C}(\text{O})-\text{NH}-\text{CH}_3$
$-(\text{CH}_2)_2\text{CH}_3$	$-(\text{CH}_2)_2\text{OCH}_2-$	H	$-\text{CH}_3$	$-\text{C}(\text{O})-\text{NH}$ - isopropyl
$-(\text{CH}_2)_2\text{CH}_3$	$-(\text{CH}_2)_2\text{OCH}_2-$	H	$-\text{CH}_3$	$-\text{C}(\text{O})-\text{N}(\text{CH}_3)_2$
$-(\text{CH}_2)_2\text{CH}_3$	$-(\text{CH}_2)_2\text{OCH}_2-$	H	$-\text{CH}_3$	$-\text{S}(\text{O})_2-\text{CH}_3$
$-(\text{CH}_2)_2\text{CH}_3$	$-(\text{CH}_2)_2\text{OCH}_2-$	$-\text{CH}_3$	H	$-\text{C}(\text{O})$ -phenyl
$-(\text{CH}_2)_2\text{CH}_3$	$-(\text{CH}_2)_2\text{OCH}_2-$	$-\text{CH}_3$	H	$-\text{C}(\text{O})-\text{C}_2\text{H}_5$
$-(\text{CH}_2)_2\text{CH}_3$	$-(\text{CH}_2)_2\text{OCH}_2-$	$-\text{CH}_3$	H	$-\text{C}(\text{O})-\text{NH}$ - phenyl
$-(\text{CH}_2)_2\text{CH}_3$	$-(\text{CH}_2)_2\text{OCH}_2-$	$-\text{CH}_3$	H	$-\text{C}(\text{O})-\text{NH}-\text{CH}_3$
$-(\text{CH}_2)_2\text{CH}_3$	$-(\text{CH}_2)_2\text{OCH}_2-$	$-\text{CH}_3$	H	$-\text{C}(\text{O})-\text{NH}$ - isopropyl
$-(\text{CH}_2)_2\text{CH}_3$	$-(\text{CH}_2)_2\text{OCH}_2-$	$-\text{CH}_3$	H	$-\text{C}(\text{O})-\text{N}(\text{CH}_3)_2$
$-(\text{CH}_2)_2\text{CH}_3$	$-(\text{CH}_2)_2\text{OCH}_2-$	$-\text{CH}_3$	H	$-\text{S}(\text{O})_2-\text{CH}_3$
$-(\text{CH}_2)_2\text{CH}_3$	$-(\text{CH}_2)_2\text{OCH}_2-$	$-\text{CH}_3$	$-\text{CH}_3$	$-\text{C}(\text{O})$ -phenyl
$-(\text{CH}_2)_2\text{CH}_3$	$-(\text{CH}_2)_2\text{OCH}_2-$	$-\text{CH}_3$	$-\text{CH}_3$	$-\text{C}(\text{O})-\text{C}_2\text{H}_5$
$-(\text{CH}_2)_2\text{CH}_3$	$-(\text{CH}_2)_2\text{OCH}_2-$	$-\text{CH}_3$	$-\text{CH}_3$	$-\text{C}(\text{O})-\text{NH}$ -

				phenyl
$-(\text{CH}_2)_2\text{CH}_3$	$-(\text{CH}_2)_2\text{OCH}_2-$	$-\text{CH}_3$	$-\text{CH}_3$	$-\text{C}(\text{O})-\text{NH}-\text{CH}_3$
$-(\text{CH}_2)_2\text{CH}_3$	$-(\text{CH}_2)_2\text{OCH}_2-$	$-\text{CH}_3$	$-\text{CH}_3$	$-\text{C}(\text{O})-\text{NH}-$ isopropyl
$-(\text{CH}_2)_2\text{CH}_3$	$-(\text{CH}_2)_2\text{OCH}_2-$	$-\text{CH}_3$	$-\text{CH}_3$	$-\text{C}(\text{O})-\text{N}(\text{CH}_3)_2$
$-(\text{CH}_2)_2\text{CH}_3$	$-(\text{CH}_2)_2\text{OCH}_2-$	$-\text{CH}_3$	$-\text{CH}_3$	$-\text{S}(\text{O})_2-\text{CH}_3$
$-\text{CH}_2\text{OCH}_2\text{CH}_3$	$-(\text{CH}_2)_3-$	H	H	$-\text{C}(\text{O})-\text{phenyl}$
$-\text{CH}_2\text{OCH}_2\text{CH}_3$	$-(\text{CH}_2)_3-$	H	H	$-\text{C}(\text{O})-\text{C}_2\text{H}_5$
$-\text{CH}_2\text{OCH}_2\text{CH}_3$	$-(\text{CH}_2)_3-$	H	H	$-\text{C}(\text{O})-\text{NH}-$ phenyl
$-\text{CH}_2\text{OCH}_2\text{CH}_3$	$-(\text{CH}_2)_3-$	H	H	$-\text{C}(\text{O})-\text{NH}-\text{CH}_3$
$-\text{CH}_2\text{OCH}_2\text{CH}_3$	$-(\text{CH}_2)_3-$	H	H	$-\text{C}(\text{O})-\text{NH}-$ isopropyl
$-\text{CH}_2\text{OCH}_2\text{CH}_3$	$-(\text{CH}_2)_3-$	H	H	$-\text{C}(\text{O})-\text{N}(\text{CH}_3)_2$
$-\text{CH}_2\text{OCH}_2\text{CH}_3$	$-(\text{CH}_2)_3-$	H	H	$-\text{S}(\text{O})_2-\text{CH}_3$
$-\text{CH}_2\text{OCH}_2\text{CH}_3$	$-(\text{CH}_2)_3-$	H	$-\text{CH}_3$	$-\text{C}(\text{O})-\text{phenyl}$
$-\text{CH}_2\text{OCH}_2\text{CH}_3$	$-(\text{CH}_2)_3-$	H	$-\text{CH}_3$	$-\text{C}(\text{O})-\text{C}_2\text{H}_5$
$-\text{CH}_2\text{OCH}_2\text{CH}_3$	$-(\text{CH}_2)_3-$	H	$-\text{CH}_3$	$-\text{C}(\text{O})-\text{NH}-$ phenyl
$-\text{CH}_2\text{OCH}_2\text{CH}_3$	$-(\text{CH}_2)_3-$	H	$-\text{CH}_3$	$-\text{C}(\text{O})-\text{NH}-\text{CH}_3$
$-\text{CH}_2\text{OCH}_2\text{CH}_3$	$-(\text{CH}_2)_3-$	H	$-\text{CH}_3$	$-\text{C}(\text{O})-\text{NH}-$ isopropyl
$-\text{CH}_2\text{OCH}_2\text{CH}_3$	$-(\text{CH}_2)_3-$	H	$-\text{CH}_3$	$-\text{C}(\text{O})-\text{N}(\text{CH}_3)_2$
$-\text{CH}_2\text{OCH}_2\text{CH}_3$	$-(\text{CH}_2)_3-$	H	$-\text{CH}_3$	$-\text{S}(\text{O})_2-\text{CH}_3$
$-\text{CH}_2\text{OCH}_2\text{CH}_3$	$-(\text{CH}_2)_3-$	$-\text{CH}_3$	H	$-\text{C}(\text{O})-\text{phenyl}$
$-\text{CH}_2\text{OCH}_2\text{CH}_3$	$-(\text{CH}_2)_3-$	$-\text{CH}_3$	H	$-\text{C}(\text{O})-\text{C}_2\text{H}_5$
$-\text{CH}_2\text{OCH}_2\text{CH}_3$	$-(\text{CH}_2)_3-$	$-\text{CH}_3$	H	$-\text{C}(\text{O})-\text{NH}-$ phenyl
$-\text{CH}_2\text{OCH}_2\text{CH}_3$	$-(\text{CH}_2)_3-$	$-\text{CH}_3$	H	$-\text{C}(\text{O})-\text{NH}-\text{CH}_3$
$-\text{CH}_2\text{OCH}_2\text{CH}_3$	$-(\text{CH}_2)_3-$	$-\text{CH}_3$	H	$-\text{C}(\text{O})-\text{NH}-$ isopropyl

-CH ₂ OCH ₂ CH ₃	-(CH ₂) ₃ -	-CH ₃	H	-C(O)-N(CH ₃) ₂
-CH ₂ OCH ₂ CH ₃	-(CH ₂) ₃ -	-CH ₃	H	-S(O) ₂ -CH ₃
-CH ₂ OCH ₂ CH ₃	-(CH ₂) ₃ -	-CH ₃	-CH ₃	-C(O)-phenyl
-CH ₂ OCH ₂ CH ₃	-(CH ₂) ₃ -	-CH ₃	-CH ₃	-C(O)-C ₂ H ₅
-CH ₂ OCH ₂ CH ₃	-(CH ₂) ₃ -	-CH ₃	-CH ₃	-C(O)-NH- phenyl
-CH ₂ OCH ₂ CH ₃	-(CH ₂) ₃ -	-CH ₃	-CH ₃	-C(O)-NH-CH ₃
-CH ₂ OCH ₂ CH ₃	-(CH ₂) ₃ -	-CH ₃	-CH ₃	-C(O)-NH- isopropyl
-CH ₂ OCH ₂ CH ₃	-(CH ₂) ₃ -	-CH ₃	-CH ₃	-C(O)-N(CH ₃) ₂
-CH ₂ OCH ₂ CH ₃	-(CH ₂) ₃ -	-CH ₃	-CH ₃	-S(O) ₂ -CH ₃
-CH ₂ OCH ₂ CH ₃	-(CH ₂) ₄ -	H	H	-C(O)-phenyl
-CH ₂ OCH ₂ CH ₃	-(CH ₂) ₄ -	H	H	-C(O)-C ₂ H ₅
-CH ₂ OCH ₂ CH ₃	-(CH ₂) ₄ -	H	H	-C(O)-NH- phenyl
-CH ₂ OCH ₂ CH ₃	-(CH ₂) ₄ -	H	H	-C(O)-NH-CH ₃
-CH ₂ OCH ₂ CH ₃	-(CH ₂) ₄ -	H	H	-C(O)-NH- isopropyl
-CH ₂ OCH ₂ CH ₃	-(CH ₂) ₄ -	H	H	-C(O)-N(CH ₃) ₂
-CH ₂ OCH ₂ CH ₃	-(CH ₂) ₄ -	H	H	-S(O) ₂ -CH ₃
-CH ₂ OCH ₂ CH ₃	-(CH ₂) ₄ -	H	-CH ₃	-C(O)-phenyl
-CH ₂ OCH ₂ CH ₃	-(CH ₂) ₄ -	H	-CH ₃	-C(O)-C ₂ H ₅
-CH ₂ OCH ₂ CH ₃	-(CH ₂) ₄ -	H	-CH ₃	-C(O)-NH- phenyl
-CH ₂ OCH ₂ CH ₃	-(CH ₂) ₄ -	H	-CH ₃	-C(O)-NH-CH ₃
-CH ₂ OCH ₂ CH ₃	-(CH ₂) ₄ -	H	-CH ₃	-C(O)-NH- isopropyl
-CH ₂ OCH ₂ CH ₃	-(CH ₂) ₄ -	H	-CH ₃	-C(O)-N(CH ₃) ₂
-CH ₂ OCH ₂ CH ₃	-(CH ₂) ₄ -	H	-CH ₃	-S(O) ₂ -CH ₃
-CH ₂ OCH ₂ CH ₃	-(CH ₂) ₄ -	-CH ₃	H	-C(O)-phenyl
-CH ₂ OCH ₂ CH ₃	-(CH ₂) ₄ -	-CH ₃	H	-C(O)-C ₂ H ₅

-CH ₂ OCH ₂ CH ₃	-(CH ₂) ₄ -	-CH ₃	H	-C(O)-NH-phenyl
-CH ₂ OCH ₂ CH ₃	-(CH ₂) ₄ -	-CH ₃	H	-C(O)-NH-CH ₃
-CH ₂ OCH ₂ CH ₃	-(CH ₂) ₄ -	-CH ₃	H	-C(O)-NH-isopropyl
-CH ₂ OCH ₂ CH ₃	-(CH ₂) ₄ -	-CH ₃	H	-C(O)-N(CH ₃) ₂
-CH ₂ OCH ₂ CH ₃	-(CH ₂) ₄ -	-CH ₃	H	-S(O) ₂ -CH ₃
-CH ₂ OCH ₂ CH ₃	-(CH ₂) ₄ -	-CH ₃	-CH ₃	-C(O)-phenyl
-CH ₂ OCH ₂ CH ₃	-(CH ₂) ₄ -	-CH ₃	-CH ₃	-C(O)-C ₂ H ₅
-CH ₂ OCH ₂ CH ₃	-(CH ₂) ₄ -	-CH ₃	-CH ₃	-C(O)-NH-phenyl
-CH ₂ OCH ₂ CH ₃	-(CH ₂) ₄ -	-CH ₃	-CH ₃	-C(O)-NH-CH ₃
-CH ₂ OCH ₂ CH ₃	-(CH ₂) ₄ -	-CH ₃	-CH ₃	-C(O)-NH-isopropyl
-CH ₂ OCH ₂ CH ₃	-(CH ₂) ₄ -	-CH ₃	-CH ₃	-C(O)-N(CH ₃) ₂
-CH ₂ OCH ₂ CH ₃	-(CH ₂) ₄ -	-CH ₃	-CH ₃	-S(O) ₂ -CH ₃
-CH ₂ OCH ₂ CH ₃	-CH ₂ C(CH ₃) ₂ -	H	H	-C(O)-phenyl
-CH ₂ OCH ₂ CH ₃	-CH ₂ C(CH ₃) ₂ -	H	H	-C(O)-C ₂ H ₅
-CH ₂ OCH ₂ CH ₃	-CH ₂ C(CH ₃) ₂ -	H	H	-C(O)-NH-phenyl
-CH ₂ OCH ₂ CH ₃	-CH ₂ C(CH ₃) ₂ -	H	H	-C(O)-NH-CH ₃
-CH ₂ OCH ₂ CH ₃	-CH ₂ C(CH ₃) ₂ -	H	H	-C(O)-NH-isopropyl
-CH ₂ OCH ₂ CH ₃	-CH ₂ C(CH ₃) ₂ -	H	H	-C(O)-N(CH ₃) ₂
-CH ₂ OCH ₂ CH ₃	-CH ₂ C(CH ₃) ₂ -	H	H	-S(O) ₂ -CH ₃
-CH ₂ OCH ₂ CH ₃	-CH ₂ C(CH ₃) ₂ -	H	-CH ₃	-C(O)-phenyl
-CH ₂ OCH ₂ CH ₃	-CH ₂ C(CH ₃) ₂ -	H	-CH ₃	-C(O)-C ₂ H ₅
-CH ₂ OCH ₂ CH ₃	-CH ₂ C(CH ₃) ₂ -	H	-CH ₃	-C(O)-NH-phenyl
-CH ₂ OCH ₂ CH ₃	-CH ₂ C(CH ₃) ₂ -	H	-CH ₃	-C(O)-NH-CH ₃
-CH ₂ OCH ₂ CH ₃	-CH ₂ C(CH ₃) ₂ -	H	-CH ₃	-C(O)-NH-

				isopropyl
-CH ₂ OCH ₂ CH ₃	-CH ₂ C(CH ₃) ₂ -	H	-CH ₃	-C(O)-N(CH ₃) ₂
-CH ₂ OCH ₂ CH ₃	-CH ₂ C(CH ₃) ₂ -	H	-CH ₃	-S(O) ₂ -CH ₃
-CH ₂ OCH ₂ CH ₃	-CH ₂ C(CH ₃) ₂ -	-CH ₃	H	-C(O)-phenyl
-CH ₂ OCH ₂ CH ₃	-CH ₂ C(CH ₃) ₂ -	-CH ₃	H	-C(O)-C ₂ H ₅
-CH ₂ OCH ₂ CH ₃	-CH ₂ C(CH ₃) ₂ -	-CH ₃	H	-C(O)-NH- phenyl
-CH ₂ OCH ₂ CH ₃	-CH ₂ C(CH ₃) ₂ -	-CH ₃	H	-C(O)-NH-CH ₃
-CH ₂ OCH ₂ CH ₃	-CH ₂ C(CH ₃) ₂ -	-CH ₃	H	-C(O)-NH- isopropyl
-CH ₂ OCH ₂ CH ₃	-CH ₂ C(CH ₃) ₂ -	-CH ₃	H	-C(O)-N(CH ₃) ₂
-CH ₂ OCH ₂ CH ₃	-CH ₂ C(CH ₃) ₂ -	-CH ₃	H	-S(O) ₂ -CH ₃
-CH ₂ OCH ₂ CH ₃	-CH ₂ C(CH ₃) ₂ -	-CH ₃	-CH ₃	-C(O)-phenyl
-CH ₂ OCH ₂ CH ₃	-CH ₂ C(CH ₃) ₂ -	-CH ₃	-CH ₃	-C(O)-C ₂ H ₅
-CH ₂ OCH ₂ CH ₃	-CH ₂ C(CH ₃) ₂ -	-CH ₃	-CH ₃	-C(O)-NH- phenyl
-CH ₂ OCH ₂ CH ₃	-CH ₂ C(CH ₃) ₂ -	-CH ₃	-CH ₃	-C(O)-NH-CH ₃
-CH ₂ OCH ₂ CH ₃	-CH ₂ C(CH ₃) ₂ -	-CH ₃	-CH ₃	-C(O)-NH- isopropyl
-CH ₂ OCH ₂ CH ₃	-CH ₂ C(CH ₃) ₂ -	-CH ₃	-CH ₃	-C(O)-N(CH ₃) ₂
-CH ₂ OCH ₂ CH ₃	-CH ₂ C(CH ₃) ₂ -	-CH ₃	-CH ₃	-S(O) ₂ -CH ₃
-CH ₂ OCH ₂ CH ₃	-CH ₂ C(CH ₃) ₂ CH ₂ -	H	H	-C(O)-phenyl
-CH ₂ OCH ₂ CH ₃	-CH ₂ C(CH ₃) ₂ CH ₂ -	H	H	-C(O)-C ₂ H ₅
-CH ₂ OCH ₂ CH ₃	-CH ₂ C(CH ₃) ₂ CH ₂ -	H	H	-C(O)-NH- phenyl
-CH ₂ OCH ₂ CH ₃	-CH ₂ C(CH ₃) ₂ CH ₂ -	H	H	-C(O)-NH-CH ₃
-CH ₂ OCH ₂ CH ₃	-CH ₂ C(CH ₃) ₂ CH ₂ -	H	H	-C(O)-NH- isopropyl
-CH ₂ OCH ₂ CH ₃	-CH ₂ C(CH ₃) ₂ CH ₂ -	H	H	-C(O)-N(CH ₃) ₂
-CH ₂ OCH ₂ CH ₃	-CH ₂ C(CH ₃) ₂ CH ₂ -	H	H	-S(O) ₂ -CH ₃
-CH ₂ OCH ₂ CH ₃	-CH ₂ C(CH ₃) ₂ CH ₂ -	H	-CH ₃	-C(O)-phenyl

-CH ₂ OCH ₂ CH ₃	-CH ₂ C(CH ₃) ₂ CH ₂ -	H	-CH ₃	-C(O)-C ₂ H ₅
-CH ₂ OCH ₂ CH ₃	-CH ₂ C(CH ₃) ₂ CH ₂ -	H	-CH ₃	-C(O)-NH-phenyl
-CH ₂ OCH ₂ CH ₃	-CH ₂ C(CH ₃) ₂ CH ₂ -	H	-CH ₃	-C(O)-NH-CH ₃
-CH ₂ OCH ₂ CH ₃	-CH ₂ C(CH ₃) ₂ CH ₂ -	H	-CH ₃	-C(O)-NH-isopropyl
-CH ₂ OCH ₂ CH ₃	-CH ₂ C(CH ₃) ₂ CH ₂ -	H	-CH ₃	-C(O)-N(CH ₃) ₂
-CH ₂ OCH ₂ CH ₃	-CH ₂ C(CH ₃) ₂ CH ₂ -	H	-CH ₃	-S(O) ₂ -CH ₃
-CH ₂ OCH ₂ CH ₃	-CH ₂ C(CH ₃) ₂ CH ₂ -	-CH ₃	H	-C(O)-phenyl
-CH ₂ OCH ₂ CH ₃	-CH ₂ C(CH ₃) ₂ CH ₂ -	-CH ₃	H	-C(O)-C ₂ H ₅
-CH ₂ OCH ₂ CH ₃	-CH ₂ C(CH ₃) ₂ CH ₂ -	-CH ₃	H	-C(O)-NH-phenyl
-CH ₂ OCH ₂ CH ₃	-CH ₂ C(CH ₃) ₂ CH ₂ -	-CH ₃	H	-C(O)-NH-CH ₃
-CH ₂ OCH ₂ CH ₃	-CH ₂ C(CH ₃) ₂ CH ₂ -	-CH ₃	H	-C(O)-NH-isopropyl
-CH ₂ OCH ₂ CH ₃	-CH ₂ C(CH ₃) ₂ CH ₂ -	-CH ₃	H	-C(O)-N(CH ₃) ₂
-CH ₂ OCH ₂ CH ₃	-CH ₂ C(CH ₃) ₂ CH ₂ -	-CH ₃	H	-S(O) ₂ -CH ₃
-CH ₂ OCH ₂ CH ₃	-CH ₂ C(CH ₃) ₂ CH ₂ -	-CH ₃	-CH ₃	-C(O)-phenyl
-CH ₂ OCH ₂ CH ₃	-CH ₂ C(CH ₃) ₂ CH ₂ -	-CH ₃	-CH ₃	-C(O)-C ₂ H ₅
-CH ₂ OCH ₂ CH ₃	-CH ₂ C(CH ₃) ₂ CH ₂ -	-CH ₃	-CH ₃	-C(O)-NH-phenyl
-CH ₂ OCH ₂ CH ₃	-CH ₂ C(CH ₃) ₂ CH ₂ -	-CH ₃	-CH ₃	-C(O)-NH-CH ₃
-CH ₂ OCH ₂ CH ₃	-CH ₂ C(CH ₃) ₂ CH ₂ -	-CH ₃	-CH ₃	-C(O)-NH-isopropyl
-CH ₂ OCH ₂ CH ₃	-CH ₂ C(CH ₃) ₂ CH ₂ -	-CH ₃	-CH ₃	-C(O)-N(CH ₃) ₂
-CH ₂ OCH ₂ CH ₃	-CH ₂ C(CH ₃) ₂ CH ₂ -	-CH ₃	-CH ₃	-S(O) ₂ -CH ₃
-CH ₂ OCH ₂ CH ₃	-(CH ₂) ₂ OCH ₂ -	H	H	-C(O)-phenyl
-CH ₂ OCH ₂ CH ₃	-(CH ₂) ₂ OCH ₂ -	H	H	-C(O)-C ₂ H ₅
-CH ₂ OCH ₂ CH ₃	-(CH ₂) ₂ OCH ₂ -	H	H	-C(O)-NH-phenyl
-CH ₂ OCH ₂ CH ₃	-(CH ₂) ₂ OCH ₂ -	H	H	-C(O)-NH-CH ₃

-CH ₂ OCH ₂ CH ₃	-(CH ₂) ₂ OCH ₂ -	H	H	-C(O)-NH- isopropyl
-CH ₂ OCH ₂ CH ₃	-(CH ₂) ₂ OCH ₂ -	H	H	-C(O)-N(CH ₃) ₂
-CH ₂ OCH ₂ CH ₃	-(CH ₂) ₂ OCH ₂ -	H	H	-S(O) ₂ -CH ₃
-CH ₂ OCH ₂ CH ₃	-(CH ₂) ₂ OCH ₂ -	H	-CH ₃	-C(O)-phenyl
-CH ₂ OCH ₂ CH ₃	-(CH ₂) ₂ OCH ₂ -	H	-CH ₃	-C(O)-C ₂ H ₅
-CH ₂ OCH ₂ CH ₃	-(CH ₂) ₂ OCH ₂ -	H	-CH ₃	-C(O)-NH- phenyl
-CH ₂ OCH ₂ CH ₃	-(CH ₂) ₂ OCH ₂ -	H	-CH ₃	-C(O)-NH-CH ₃
-CH ₂ OCH ₂ CH ₃	-(CH ₂) ₂ OCH ₂ -	H	-CH ₃	-C(O)-NH- isopropyl
-CH ₂ OCH ₂ CH ₃	-(CH ₂) ₂ OCH ₂ -	H	-CH ₃	-C(O)-N(CH ₃) ₂
-CH ₂ OCH ₂ CH ₃	-(CH ₂) ₂ OCH ₂ -	H	-CH ₃	-S(O) ₂ -CH ₃
-CH ₂ OCH ₂ CH ₃	-(CH ₂) ₂ OCH ₂ -	-CH ₃	H	-C(O)-phenyl
-CH ₂ OCH ₂ CH ₃	-(CH ₂) ₂ OCH ₂ -	-CH ₃	H	-C(O)-C ₂ H ₅
-CH ₂ OCH ₂ CH ₃	-(CH ₂) ₂ OCH ₂ -	-CH ₃	H	-C(O)-NH- phenyl
-CH ₂ OCH ₂ CH ₃	-(CH ₂) ₂ OCH ₂ -	-CH ₃	H	-C(O)-NH-CH ₃
-CH ₂ OCH ₂ CH ₃	-(CH ₂) ₂ OCH ₂ -	-CH ₃	H	-C(O)-NH- isopropyl
-CH ₂ OCH ₂ CH ₃	-(CH ₂) ₂ OCH ₂ -	-CH ₃	H	-C(O)-N(CH ₃) ₂
-CH ₂ OCH ₂ CH ₃	-(CH ₂) ₂ OCH ₂ -	-CH ₃	H	-S(O) ₂ -CH ₃
-CH ₂ OCH ₂ CH ₃	-(CH ₂) ₂ OCH ₂ -	-CH ₃	-CH ₃	-C(O)-phenyl
-CH ₂ OCH ₂ CH ₃	-(CH ₂) ₂ OCH ₂ -	-CH ₃	-CH ₃	-C(O)-C ₂ H ₅
-CH ₂ OCH ₂ CH ₃	-(CH ₂) ₂ OCH ₂ -	-CH ₃	-CH ₃	-C(O)-NH- phenyl
-CH ₂ OCH ₂ CH ₃	-(CH ₂) ₂ OCH ₂ -	-CH ₃	-CH ₃	-C(O)-NH-CH ₃
-CH ₂ OCH ₂ CH ₃	-(CH ₂) ₂ OCH ₂ -	-CH ₃	-CH ₃	-C(O)-NH- isopropyl
-CH ₂ OCH ₂ CH ₃	-(CH ₂) ₂ OCH ₂ -	-CH ₃	-CH ₃	-C(O)-N(CH ₃) ₂
-CH ₂ OCH ₂ CH ₃	-(CH ₂) ₂ OCH ₂ -	-CH ₃	-CH ₃	-S(O) ₂ -CH ₃

$-(\text{CH}_2)_2\text{OCH}_3$	$-(\text{CH}_2)_3-$	H	H	-C(O)-phenyl
$-(\text{CH}_2)_2\text{OCH}_3$	$-(\text{CH}_2)_3-$	H	H	-C(O)-C ₂ H ₅
$-(\text{CH}_2)_2\text{OCH}_3$	$-(\text{CH}_2)_3-$	H	H	-C(O)-NH-phenyl
$-(\text{CH}_2)_2\text{OCH}_3$	$-(\text{CH}_2)_3-$	H	H	-C(O)-NH-CH ₃
$-(\text{CH}_2)_2\text{OCH}_3$	$-(\text{CH}_2)_3-$	H	H	-C(O)-NH-isopropyl
$-(\text{CH}_2)_2\text{OCH}_3$	$-(\text{CH}_2)_3-$	H	H	-C(O)-N(CH ₃) ₂
$-(\text{CH}_2)_2\text{OCH}_3$	$-(\text{CH}_2)_3-$	H	H	-S(O) ₂ -CH ₃
$-(\text{CH}_2)_2\text{OCH}_3$	$-(\text{CH}_2)_3-$	H	-CH ₃	-C(O)-phenyl
$-(\text{CH}_2)_2\text{OCH}_3$	$-(\text{CH}_2)_3-$	H	-CH ₃	-C(O)-C ₂ H ₅
$-(\text{CH}_2)_2\text{OCH}_3$	$-(\text{CH}_2)_3-$	H	-CH ₃	-C(O)-NH-phenyl
$-(\text{CH}_2)_2\text{OCH}_3$	$-(\text{CH}_2)_3-$	H	-CH ₃	-C(O)-NH-CH ₃
$-(\text{CH}_2)_2\text{OCH}_3$	$-(\text{CH}_2)_3-$	H	-CH ₃	-C(O)-NH-isopropyl
$-(\text{CH}_2)_2\text{OCH}_3$	$-(\text{CH}_2)_3-$	H	-CH ₃	-C(O)-N(CH ₃) ₂
$-(\text{CH}_2)_2\text{OCH}_3$	$-(\text{CH}_2)_3-$	H	-CH ₃	-S(O) ₂ -CH ₃
$-(\text{CH}_2)_2\text{OCH}_3$	$-(\text{CH}_2)_3-$	-CH ₃	H	-C(O)-phenyl
$-(\text{CH}_2)_2\text{OCH}_3$	$-(\text{CH}_2)_3-$	-CH ₃	H	-C(O)-C ₂ H ₅
$-(\text{CH}_2)_2\text{OCH}_3$	$-(\text{CH}_2)_3-$	-CH ₃	H	-C(O)-NH-phenyl
$-(\text{CH}_2)_2\text{OCH}_3$	$-(\text{CH}_2)_3-$	-CH ₃	H	-C(O)-NH-CH ₃
$-(\text{CH}_2)_2\text{OCH}_3$	$-(\text{CH}_2)_3-$	-CH ₃	H	-C(O)-NH-isopropyl
$-(\text{CH}_2)_2\text{OCH}_3$	$-(\text{CH}_2)_3-$	-CH ₃	H	-C(O)-N(CH ₃) ₂
$-(\text{CH}_2)_2\text{OCH}_3$	$-(\text{CH}_2)_3-$	-CH ₃	H	-S(O) ₂ -CH ₃
$-(\text{CH}_2)_2\text{OCH}_3$	$-(\text{CH}_2)_3-$	-CH ₃	-CH ₃	-C(O)-phenyl
$-(\text{CH}_2)_2\text{OCH}_3$	$-(\text{CH}_2)_3-$	-CH ₃	-CH ₃	-C(O)-C ₂ H ₅
$-(\text{CH}_2)_2\text{OCH}_3$	$-(\text{CH}_2)_3-$	-CH ₃	-CH ₃	-C(O)-NH-phenyl

$-(\text{CH}_2)_2\text{OCH}_3$	$-(\text{CH}_2)_3-$	$-\text{CH}_3$	$-\text{CH}_3$	$-\text{C}(\text{O})-\text{NH}-\text{CH}_3$
$-(\text{CH}_2)_2\text{OCH}_3$	$-(\text{CH}_2)_3-$	$-\text{CH}_3$	$-\text{CH}_3$	$-\text{C}(\text{O})-\text{NH}-$ isopropyl
$-(\text{CH}_2)_2\text{OCH}_3$	$-(\text{CH}_2)_3-$	$-\text{CH}_3$	$-\text{CH}_3$	$-\text{C}(\text{O})-\text{N}(\text{CH}_3)_2$
$-(\text{CH}_2)_2\text{OCH}_3$	$-(\text{CH}_2)_3-$	$-\text{CH}_3$	$-\text{CH}_3$	$-\text{S}(\text{O})_2-\text{CH}_3$
$-(\text{CH}_2)_2\text{OCH}_3$	$-(\text{CH}_2)_4-$	H	H	$-\text{C}(\text{O})-\text{phenyl}$
$-(\text{CH}_2)_2\text{OCH}_3$	$-(\text{CH}_2)_4-$	H	H	$-\text{C}(\text{O})-\text{C}_2\text{H}_5$
$-(\text{CH}_2)_2\text{OCH}_3$	$-(\text{CH}_2)_4-$	H	H	$-\text{C}(\text{O})-\text{NH}-$ phenyl
$-(\text{CH}_2)_2\text{OCH}_3$	$-(\text{CH}_2)_4-$	H	H	$-\text{C}(\text{O})-\text{NH}-\text{CH}_3$
$-(\text{CH}_2)_2\text{OCH}_3$	$-(\text{CH}_2)_4-$	H	H	$-\text{C}(\text{O})-\text{NH}-$ isopropyl
$-(\text{CH}_2)_2\text{OCH}_3$	$-(\text{CH}_2)_4-$	H	H	$-\text{C}(\text{O})-\text{N}(\text{CH}_3)_2$
$-(\text{CH}_2)_2\text{OCH}_3$	$-(\text{CH}_2)_4-$	H	H	$-\text{S}(\text{O})_2-\text{CH}_3$
$-(\text{CH}_2)_2\text{OCH}_3$	$-(\text{CH}_2)_4-$	H	$-\text{CH}_3$	$-\text{C}(\text{O})-\text{phenyl}$
$-(\text{CH}_2)_2\text{OCH}_3$	$-(\text{CH}_2)_4-$	H	$-\text{CH}_3$	$-\text{C}(\text{O})-\text{C}_2\text{H}_5$
$-(\text{CH}_2)_2\text{OCH}_3$	$-(\text{CH}_2)_4-$	H	$-\text{CH}_3$	$-\text{C}(\text{O})-\text{NH}-$ phenyl
$-(\text{CH}_2)_2\text{OCH}_3$	$-(\text{CH}_2)_4-$	H	$-\text{CH}_3$	$-\text{C}(\text{O})-\text{NH}-\text{CH}_3$
$-(\text{CH}_2)_2\text{OCH}_3$	$-(\text{CH}_2)_4-$	H	$-\text{CH}_3$	$-\text{C}(\text{O})-\text{NH}-$ isopropyl
$-(\text{CH}_2)_2\text{OCH}_3$	$-(\text{CH}_2)_4-$	H	$-\text{CH}_3$	$-\text{C}(\text{O})-\text{N}(\text{CH}_3)_2$
$-(\text{CH}_2)_2\text{OCH}_3$	$-(\text{CH}_2)_4-$	H	$-\text{CH}_3$	$-\text{S}(\text{O})_2-\text{CH}_3$
$-(\text{CH}_2)_2\text{OCH}_3$	$-(\text{CH}_2)_4-$	$-\text{CH}_3$	H	$-\text{C}(\text{O})-\text{phenyl}$
$-(\text{CH}_2)_2\text{OCH}_3$	$-(\text{CH}_2)_4-$	$-\text{CH}_3$	H	$-\text{C}(\text{O})-\text{C}_2\text{H}_5$
$-(\text{CH}_2)_2\text{OCH}_3$	$-(\text{CH}_2)_4-$	$-\text{CH}_3$	H	$-\text{C}(\text{O})-\text{NH}-$ phenyl
$-(\text{CH}_2)_2\text{OCH}_3$	$-(\text{CH}_2)_4-$	$-\text{CH}_3$	H	$-\text{C}(\text{O})-\text{NH}-\text{CH}_3$
$-(\text{CH}_2)_2\text{OCH}_3$	$-(\text{CH}_2)_4-$	$-\text{CH}_3$	H	$-\text{C}(\text{O})-\text{NH}-$ isopropyl
$-(\text{CH}_2)_2\text{OCH}_3$	$-(\text{CH}_2)_4-$	$-\text{CH}_3$	H	$-\text{C}(\text{O})-\text{N}(\text{CH}_3)_2$

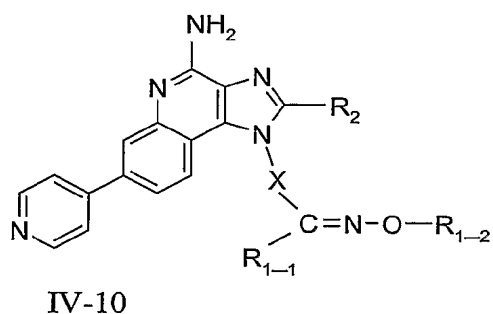
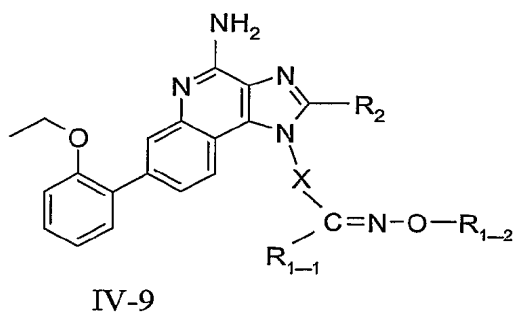
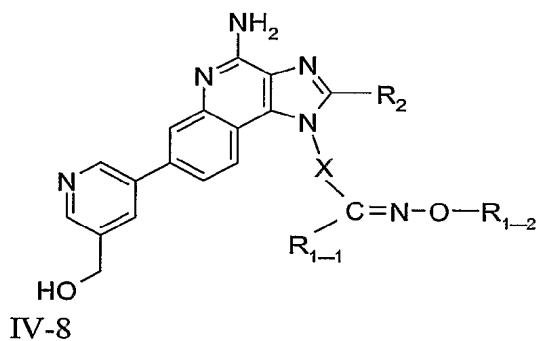
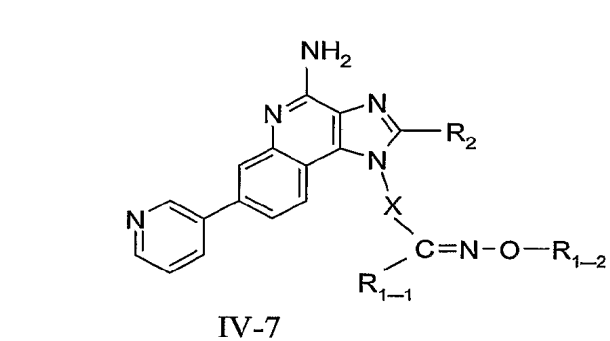
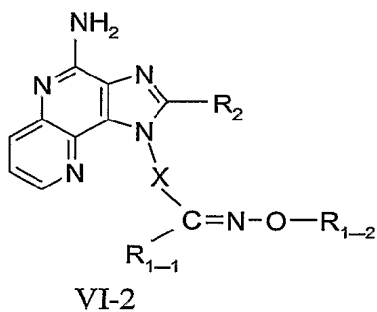
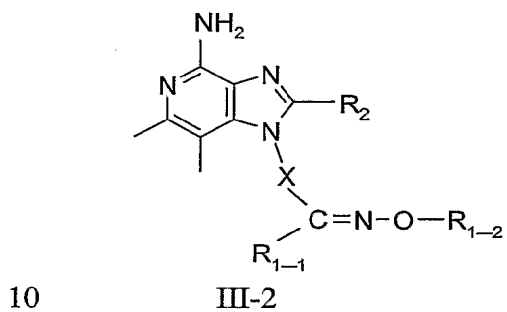
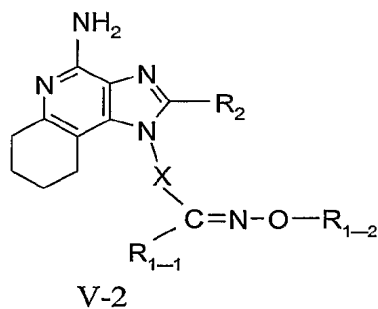
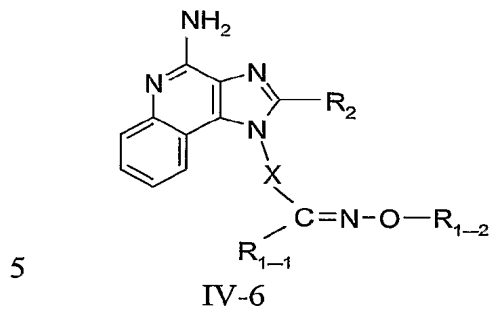
$-(\text{CH}_2)_2\text{OCH}_3$	$-(\text{CH}_2)_4-$	$-\text{CH}_3$	H	$-\text{S}(\text{O})_2-\text{CH}_3$
$-(\text{CH}_2)_2\text{OCH}_3$	$-(\text{CH}_2)_4-$	$-\text{CH}_3$	$-\text{CH}_3$	$-\text{C}(\text{O})$ -phenyl
$-(\text{CH}_2)_2\text{OCH}_3$	$-(\text{CH}_2)_4-$	$-\text{CH}_3$	$-\text{CH}_3$	$-\text{C}(\text{O})-\text{C}_2\text{H}_5$
$-(\text{CH}_2)_2\text{OCH}_3$	$-(\text{CH}_2)_4-$	$-\text{CH}_3$	$-\text{CH}_3$	$-\text{C}(\text{O})$ -NH-phenyl
$-(\text{CH}_2)_2\text{OCH}_3$	$-(\text{CH}_2)_4-$	$-\text{CH}_3$	$-\text{CH}_3$	$-\text{C}(\text{O})$ -NH- CH_3
$-(\text{CH}_2)_2\text{OCH}_3$	$-(\text{CH}_2)_4-$	$-\text{CH}_3$	$-\text{CH}_3$	$-\text{C}(\text{O})$ -NH-isopropyl
$-(\text{CH}_2)_2\text{OCH}_3$	$-(\text{CH}_2)_4-$	$-\text{CH}_3$	$-\text{CH}_3$	$-\text{C}(\text{O})$ - $\text{N}(\text{CH}_3)_2$
$-(\text{CH}_2)_2\text{OCH}_3$	$-(\text{CH}_2)_4-$	$-\text{CH}_3$	$-\text{CH}_3$	$-\text{S}(\text{O})_2-\text{CH}_3$
$-(\text{CH}_2)_2\text{OCH}_3$	$-\text{CH}_2\text{C}(\text{CH}_3)_2-$	H	H	$-\text{C}(\text{O})$ -phenyl
$-(\text{CH}_2)_2\text{OCH}_3$	$-\text{CH}_2\text{C}(\text{CH}_3)_2-$	H	H	$-\text{C}(\text{O})-\text{C}_2\text{H}_5$
$-(\text{CH}_2)_2\text{OCH}_3$	$-\text{CH}_2\text{C}(\text{CH}_3)_2-$	H	H	$-\text{C}(\text{O})$ -NH-phenyl
$-(\text{CH}_2)_2\text{OCH}_3$	$-\text{CH}_2\text{C}(\text{CH}_3)_2-$	H	H	$-\text{C}(\text{O})$ -NH- CH_3
$-(\text{CH}_2)_2\text{OCH}_3$	$-\text{CH}_2\text{C}(\text{CH}_3)_2-$	H	H	$-\text{C}(\text{O})$ -NH-isopropyl
$-(\text{CH}_2)_2\text{OCH}_3$	$-\text{CH}_2\text{C}(\text{CH}_3)_2-$	H	H	$-\text{C}(\text{O})$ - $\text{N}(\text{CH}_3)_2$
$-(\text{CH}_2)_2\text{OCH}_3$	$-\text{CH}_2\text{C}(\text{CH}_3)_2-$	H	H	$-\text{S}(\text{O})_2-\text{CH}_3$
$-(\text{CH}_2)_2\text{OCH}_3$	$-\text{CH}_2\text{C}(\text{CH}_3)_2-$	H	$-\text{CH}_3$	$-\text{C}(\text{O})$ -phenyl
$-(\text{CH}_2)_2\text{OCH}_3$	$-\text{CH}_2\text{C}(\text{CH}_3)_2-$	H	$-\text{CH}_3$	$-\text{C}(\text{O})-\text{C}_2\text{H}_5$
$-(\text{CH}_2)_2\text{OCH}_3$	$-\text{CH}_2\text{C}(\text{CH}_3)_2-$	H	$-\text{CH}_3$	$-\text{C}(\text{O})$ -NH-phenyl
$-(\text{CH}_2)_2\text{OCH}_3$	$-\text{CH}_2\text{C}(\text{CH}_3)_2-$	H	$-\text{CH}_3$	$-\text{C}(\text{O})$ -NH- CH_3
$-(\text{CH}_2)_2\text{OCH}_3$	$-\text{CH}_2\text{C}(\text{CH}_3)_2-$	H	$-\text{CH}_3$	$-\text{C}(\text{O})$ -NH-isopropyl
$-(\text{CH}_2)_2\text{OCH}_3$	$-\text{CH}_2\text{C}(\text{CH}_3)_2-$	H	$-\text{CH}_3$	$-\text{C}(\text{O})$ - $\text{N}(\text{CH}_3)_2$
$-(\text{CH}_2)_2\text{OCH}_3$	$-\text{CH}_2\text{C}(\text{CH}_3)_2-$	H	$-\text{CH}_3$	$-\text{S}(\text{O})_2-\text{CH}_3$
$-(\text{CH}_2)_2\text{OCH}_3$	$-\text{CH}_2\text{C}(\text{CH}_3)_2-$	$-\text{CH}_3$	H	$-\text{C}(\text{O})$ -phenyl
$-(\text{CH}_2)_2\text{OCH}_3$	$-\text{CH}_2\text{C}(\text{CH}_3)_2-$	$-\text{CH}_3$	H	$-\text{C}(\text{O})-\text{C}_2\text{H}_5$
$-(\text{CH}_2)_2\text{OCH}_3$	$-\text{CH}_2\text{C}(\text{CH}_3)_2-$	$-\text{CH}_3$	H	$-\text{C}(\text{O})$ -NH-

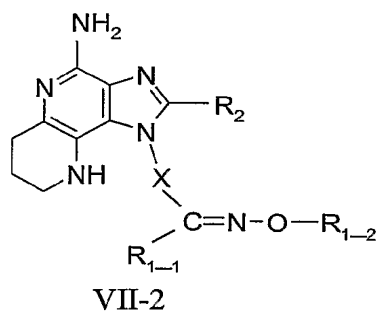
$-(\text{CH}_2)_2\text{OCH}_3$	$-(\text{CH}_2)_2\text{OCH}_2-$	H	$-\text{CH}_3$	$-\text{C}(\text{O})-\text{NH}$ - phenyl
$-(\text{CH}_2)_2\text{OCH}_3$	$-(\text{CH}_2)_2\text{OCH}_2-$	H	$-\text{CH}_3$	$-\text{C}(\text{O})-\text{NH}-\text{CH}_3$
$-(\text{CH}_2)_2\text{OCH}_3$	$-(\text{CH}_2)_2\text{OCH}_2-$	H	$-\text{CH}_3$	$-\text{C}(\text{O})-\text{NH}$ - isopropyl
$-(\text{CH}_2)_2\text{OCH}_3$	$-(\text{CH}_2)_2\text{OCH}_2-$	H	$-\text{CH}_3$	$-\text{C}(\text{O})-\text{N}(\text{CH}_3)_2$
$-(\text{CH}_2)_2\text{OCH}_3$	$-(\text{CH}_2)_2\text{OCH}_2-$	H	$-\text{CH}_3$	$-\text{S}(\text{O})_2-\text{CH}_3$
$-(\text{CH}_2)_2\text{OCH}_3$	$-(\text{CH}_2)_2\text{OCH}_2-$	$-\text{CH}_3$	H	$-\text{C}(\text{O})$ -phenyl
$-(\text{CH}_2)_2\text{OCH}_3$	$-(\text{CH}_2)_2\text{OCH}_2-$	$-\text{CH}_3$	H	$-\text{C}(\text{O})-\text{C}_2\text{H}_5$
$-(\text{CH}_2)_2\text{OCH}_3$	$-(\text{CH}_2)_2\text{OCH}_2-$	$-\text{CH}_3$	H	$-\text{C}(\text{O})-\text{NH}$ - phenyl
$-(\text{CH}_2)_2\text{OCH}_3$	$-(\text{CH}_2)_2\text{OCH}_2-$	$-\text{CH}_3$	H	$-\text{C}(\text{O})-\text{NH}-\text{CH}_3$
$-(\text{CH}_2)_2\text{OCH}_3$	$-(\text{CH}_2)_2\text{OCH}_2-$	$-\text{CH}_3$	H	$-\text{C}(\text{O})-\text{NH}$ - isopropyl
$-(\text{CH}_2)_2\text{OCH}_3$	$-(\text{CH}_2)_2\text{OCH}_2-$	$-\text{CH}_3$	H	$-\text{C}(\text{O})-\text{N}(\text{CH}_3)_2$
$-(\text{CH}_2)_2\text{OCH}_3$	$-(\text{CH}_2)_2\text{OCH}_2-$	$-\text{CH}_3$	H	$-\text{S}(\text{O})_2-\text{CH}_3$
$-(\text{CH}_2)_2\text{OCH}_3$	$-(\text{CH}_2)_2\text{OCH}_2-$	$-\text{CH}_3$	$-\text{CH}_3$	$-\text{C}(\text{O})$ -phenyl
$-(\text{CH}_2)_2\text{OCH}_3$	$-(\text{CH}_2)_2\text{OCH}_2-$	$-\text{CH}_3$	$-\text{CH}_3$	$-\text{C}(\text{O})-\text{C}_2\text{H}_5$
$-(\text{CH}_2)_2\text{OCH}_3$	$-(\text{CH}_2)_2\text{OCH}_2-$	$-\text{CH}_3$	$-\text{CH}_3$	$-\text{C}(\text{O})-\text{NH}$ - phenyl
$-(\text{CH}_2)_2\text{OCH}_3$	$-(\text{CH}_2)_2\text{OCH}_2-$	$-\text{CH}_3$	$-\text{CH}_3$	$-\text{C}(\text{O})-\text{NH}-\text{CH}_3$
$-(\text{CH}_2)_2\text{OCH}_3$	$-(\text{CH}_2)_2\text{OCH}_2-$	$-\text{CH}_3$	$-\text{CH}_3$	$-\text{C}(\text{O})-\text{NH}$ - isopropyl
$-(\text{CH}_2)_2\text{OCH}_3$	$-(\text{CH}_2)_2\text{OCH}_2-$	$-\text{CH}_3$	$-\text{CH}_3$	$-\text{C}(\text{O})-\text{N}(\text{CH}_3)_2$
$-(\text{CH}_2)_2\text{OCH}_3$	$-(\text{CH}_2)_2\text{OCH}_2-$	$-\text{CH}_3$	$-\text{CH}_3$	$-\text{S}(\text{O})_2-\text{CH}_3$

Exemplary Compounds Table 2

5 Certain exemplary compounds, including some of those described above in the Examples, have the following Formulas (III-2, IV-6, IV-7, IV-8, IV-9, IV-10, V-2, VI-2, and VII-2), wherein X, R₂, R₁₋₁, and R₁₋₂ are defined immediately

below in the table. In this table, for each ring system, each row represents one specific compound.





5

R ₂	X	R ₁₋₁	R ₁₋₂
H	-(CH ₂) ₃ -	H	H
H	-(CH ₂) ₃ -	H	-CH ₃
H	-(CH ₂) ₃ -	-CH ₃	H
H	-(CH ₂) ₃ -	-CH ₃	-CH ₃
H	-(CH ₂) ₄ -	H	H
H	-(CH ₂) ₄ -	H	-CH ₃
H	-(CH ₂) ₄ -	-CH ₃	H
H	-(CH ₂) ₄ -	-CH ₃	-CH ₃
H	-CH ₂ C(CH ₃) ₂ -	H	H
H	-CH ₂ C(CH ₃) ₂ -	H	-CH ₃
H	-CH ₂ C(CH ₃) ₂ -	-CH ₃	H
H	-CH ₂ C(CH ₃) ₂ -	-CH ₃	-CH ₃
H	-CH ₂ C(CH ₃) ₂ CH ₂ -	H	H
H	-CH ₂ C(CH ₃) ₂ CH ₂ -	H	-CH ₃
H	-CH ₂ C(CH ₃) ₂ CH ₂ -	-CH ₃	H
H	-CH ₂ C(CH ₃) ₂ CH ₂ -	-CH ₃	-CH ₃
H	-(CH ₂) ₂ OCH ₂ -	H	H
H	-(CH ₂) ₂ OCH ₂ -	H	-CH ₃
H	-(CH ₂) ₂ OCH ₂ -	-CH ₃	H
H	-(CH ₂) ₂ OCH ₂ -	-CH ₃	-CH ₃
-CH ₃	-(CH ₂) ₃ -	H	H

-CH ₃	-(CH ₂) ₃ -	H	-CH ₃
-CH ₃	-(CH ₂) ₃ -	-CH ₃	H
-CH ₃	-(CH ₂) ₃ -	-CH ₃	-CH ₃
-CH ₃	-(CH ₂) ₄ -	H	H
-CH ₃	-(CH ₂) ₄ -	H	-CH ₃
-CH ₃	-(CH ₂) ₄ -	-CH ₃	H
-CH ₃	-(CH ₂) ₄ -	-CH ₃	-CH ₃
-CH ₃	-CH ₂ C(CH ₃) ₂ -	H	H
-CH ₃	-CH ₂ C(CH ₃) ₂ -	H	-CH ₃
-CH ₃	-CH ₂ C(CH ₃) ₂ -	-CH ₃	H
-CH ₃	-CH ₂ C(CH ₃) ₂ -	-CH ₃	-CH ₃
-CH ₃	-CH ₂ C(CH ₃) ₂ CH ₂ -	H	H
-CH ₃	-CH ₂ C(CH ₃) ₂ CH ₂ -	H	-CH ₃
-CH ₃	-CH ₂ C(CH ₃) ₂ CH ₂ -	-CH ₃	H
-CH ₃	-CH ₂ C(CH ₃) ₂ CH ₂ -	-CH ₃	-CH ₃
-CH ₃	-(CH ₂) ₂ OCH ₂ -	H	H
-CH ₃	-(CH ₂) ₂ OCH ₂ -	H	-CH ₃
-CH ₃	-(CH ₂) ₂ OCH ₂ -	-CH ₃	H
-CH ₃	-(CH ₂) ₂ OCH ₂ -	-CH ₃	-CH ₃
-(CH ₂) ₂ CH ₃	-(CH ₂) ₃ -	H	H
-(CH ₂) ₂ CH ₃	-(CH ₂) ₃ -	H	-CH ₃
-(CH ₂) ₂ CH ₃	-(CH ₂) ₃ -	-CH ₃	H
-(CH ₂) ₂ CH ₃	-(CH ₂) ₃ -	-CH ₃	-CH ₃
-(CH ₂) ₂ CH ₃	-(CH ₂) ₄ -	H	H
-(CH ₂) ₂ CH ₃	-(CH ₂) ₄ -	H	-CH ₃
-(CH ₂) ₂ CH ₃	-(CH ₂) ₄ -	-CH ₃	H
-(CH ₂) ₂ CH ₃	-(CH ₂) ₄ -	-CH ₃	-CH ₃
-(CH ₂) ₂ CH ₃	-CH ₂ C(CH ₃) ₂ -	H	H
-(CH ₂) ₂ CH ₃	-CH ₂ C(CH ₃) ₂ -	H	-CH ₃
-(CH ₂) ₂ CH ₃	-CH ₂ C(CH ₃) ₂ -	-CH ₃	H
-(CH ₂) ₂ CH ₃	-CH ₂ C(CH ₃) ₂ -	-CH ₃	-CH ₃

$-(\text{CH}_2)_2\text{CH}_3$	$-\text{CH}_2\text{C}(\text{CH}_3)_2\text{CH}_2-$	H	H
$-(\text{CH}_2)_2\text{CH}_3$	$-\text{CH}_2\text{C}(\text{CH}_3)_2\text{CH}_2-$	H	$-\text{CH}_3$
$-(\text{CH}_2)_2\text{CH}_3$	$-\text{CH}_2\text{C}(\text{CH}_3)_2\text{CH}_2-$	$-\text{CH}_3$	H
$-(\text{CH}_2)_2\text{CH}_3$	$-\text{CH}_2\text{C}(\text{CH}_3)_2\text{CH}_2-$	$-\text{CH}_3$	$-\text{CH}_3$
$-(\text{CH}_2)_2\text{CH}_3$	$-(\text{CH}_2)_2\text{OCH}_2-$	H	H
$-(\text{CH}_2)_2\text{CH}_3$	$-(\text{CH}_2)_2\text{OCH}_2-$	H	$-\text{CH}_3$
$-(\text{CH}_2)_2\text{CH}_3$	$-(\text{CH}_2)_2\text{OCH}_2-$	$-\text{CH}_3$	H
$-(\text{CH}_2)_2\text{CH}_3$	$-(\text{CH}_2)_2\text{OCH}_2-$	$-\text{CH}_3$	$-\text{CH}_3$
$-\text{CH}_2\text{OCH}_2\text{CH}_3$	$-(\text{CH}_2)_3-$	H	H
$-\text{CH}_2\text{OCH}_2\text{CH}_3$	$-(\text{CH}_2)_3-$	H	$-\text{CH}_3$
$-\text{CH}_2\text{OCH}_2\text{CH}_3$	$-(\text{CH}_2)_3-$	$-\text{CH}_3$	H
$-\text{CH}_2\text{OCH}_2\text{CH}_3$	$-(\text{CH}_2)_3-$	$-\text{CH}_3$	$-\text{CH}_3$
$-\text{CH}_2\text{OCH}_2\text{CH}_3$	$-(\text{CH}_2)_4-$	H	H
$-\text{CH}_2\text{OCH}_2\text{CH}_3$	$-(\text{CH}_2)_4-$	H	$-\text{CH}_3$
$-\text{CH}_2\text{OCH}_2\text{CH}_3$	$-(\text{CH}_2)_4-$	$-\text{CH}_3$	H
$-\text{CH}_2\text{OCH}_2\text{CH}_3$	$-(\text{CH}_2)_4-$	$-\text{CH}_3$	$-\text{CH}_3$
$-\text{CH}_2\text{OCH}_2\text{CH}_3$	$-\text{CH}_2\text{C}(\text{CH}_3)_2-$	H	H
$-\text{CH}_2\text{OCH}_2\text{CH}_3$	$-\text{CH}_2\text{C}(\text{CH}_3)_2-$	H	$-\text{CH}_3$
$-\text{CH}_2\text{OCH}_2\text{CH}_3$	$-\text{CH}_2\text{C}(\text{CH}_3)_2-$	$-\text{CH}_3$	H
$-\text{CH}_2\text{OCH}_2\text{CH}_3$	$-\text{CH}_2\text{C}(\text{CH}_3)_2-$	$-\text{CH}_3$	$-\text{CH}_3$
$-\text{CH}_2\text{OCH}_2\text{CH}_3$	$-\text{CH}_2\text{C}(\text{CH}_3)_2\text{CH}_2-$	H	H
$-\text{CH}_2\text{OCH}_2\text{CH}_3$	$-\text{CH}_2\text{C}(\text{CH}_3)_2\text{CH}_2-$	H	$-\text{CH}_3$
$-\text{CH}_2\text{OCH}_2\text{CH}_3$	$-\text{CH}_2\text{C}(\text{CH}_3)_2\text{CH}_2-$	$-\text{CH}_3$	H
$-\text{CH}_2\text{OCH}_2\text{CH}_3$	$-\text{CH}_2\text{C}(\text{CH}_3)_2\text{CH}_2-$	$-\text{CH}_3$	$-\text{CH}_3$
$-\text{CH}_2\text{OCH}_2\text{CH}_3$	$-(\text{CH}_2)_2\text{OCH}_2-$	H	H
$-\text{CH}_2\text{OCH}_2\text{CH}_3$	$-(\text{CH}_2)_2\text{OCH}_2-$	H	$-\text{CH}_3$
$-\text{CH}_2\text{OCH}_2\text{CH}_3$	$-(\text{CH}_2)_2\text{OCH}_2-$	$-\text{CH}_3$	H
$-\text{CH}_2\text{OCH}_2\text{CH}_3$	$-(\text{CH}_2)_2\text{OCH}_2-$	$-\text{CH}_3$	$-\text{CH}_3$
$-(\text{CH}_2)_2\text{OCH}_3$	$-(\text{CH}_2)_3-$	H	H
$-(\text{CH}_2)_2\text{OCH}_3$	$-(\text{CH}_2)_3-$	H	$-\text{CH}_3$
$-(\text{CH}_2)_2\text{OCH}_3$	$-(\text{CH}_2)_3-$	$-\text{CH}_3$	H

$-(\text{CH}_2)_2\text{OCH}_3$	$-(\text{CH}_2)_3-$	$-\text{CH}_3$	$-\text{CH}_3$
$-(\text{CH}_2)_2\text{OCH}_3$	$-(\text{CH}_2)_4-$	H	H
$-(\text{CH}_2)_2\text{OCH}_3$	$-(\text{CH}_2)_4-$	H	$-\text{CH}_3$
$-(\text{CH}_2)_2\text{OCH}_3$	$-(\text{CH}_2)_4-$	$-\text{CH}_3$	H
$-(\text{CH}_2)_2\text{OCH}_3$	$-(\text{CH}_2)_4-$	$-\text{CH}_3$	$-\text{CH}_3$
$-(\text{CH}_2)_2\text{OCH}_3$	$-\text{CH}_2\text{C}(\text{CH}_3)_2-$	H	H
$-(\text{CH}_2)_2\text{OCH}_3$	$-\text{CH}_2\text{C}(\text{CH}_3)_2-$	H	$-\text{CH}_3$
$-(\text{CH}_2)_2\text{OCH}_3$	$-\text{CH}_2\text{C}(\text{CH}_3)_2-$	$-\text{CH}_3$	H
$-(\text{CH}_2)_2\text{OCH}_3$	$-\text{CH}_2\text{C}(\text{CH}_3)_2-$	$-\text{CH}_3$	$-\text{CH}_3$
$-(\text{CH}_2)_2\text{OCH}_3$	$-\text{CH}_2\text{C}(\text{CH}_3)_2\text{CH}_2-$	H	H
$-(\text{CH}_2)_2\text{OCH}_3$	$-\text{CH}_2\text{C}(\text{CH}_3)_2\text{CH}_2-$	H	$-\text{CH}_3$
$-(\text{CH}_2)_2\text{OCH}_3$	$-\text{CH}_2\text{C}(\text{CH}_3)_2\text{CH}_2-$	$-\text{CH}_3$	H
$-(\text{CH}_2)_2\text{OCH}_3$	$-\text{CH}_2\text{C}(\text{CH}_3)_2\text{CH}_2-$	$-\text{CH}_3$	$-\text{CH}_3$
$-(\text{CH}_2)_2\text{OCH}_3$	$-(\text{CH}_2)_2\text{OCH}_2-$	H	H
$-(\text{CH}_2)_2\text{OCH}_3$	$-(\text{CH}_2)_2\text{OCH}_2-$	H	$-\text{CH}_3$
$-(\text{CH}_2)_2\text{OCH}_3$	$-(\text{CH}_2)_2\text{OCH}_2-$	$-\text{CH}_3$	H
$-(\text{CH}_2)_2\text{OCH}_3$	$-(\text{CH}_2)_2\text{OCH}_2-$	$-\text{CH}_3$	$-\text{CH}_3$

CYTOKINE INDUCTION IN HUMAN CELLS

Compounds of the invention have been found to induce cytokine biosynthesis when tested using the method described below.

An in vitro human blood cell system is used to assess cytokine induction. Activity is based on the measurement of interferon and tumor necrosis factor (α) (IFN and TNF, respectively) secreted into culture media as described by Testerman et. al. in "Cytokine Induction by the Immunomodulators Imiquimod and S-27609", *Journal of Leukocyte Biology*, 58, 365-372 (September, 1995).

Blood Cell Preparation for Culture

Whole blood from healthy human donors is collected by venipuncture into EDTA vacutainer tubes. Peripheral blood mononuclear cells (PBMC) are separated from whole blood by density gradient centrifugation using

HISTOPAQUE-1077. Blood is diluted 1:1 with Dulbecco's Phosphate Buffered Saline (DPBS) or Hank's Balanced Salts Solution (HBSS). The PBMC layer is collected and washed twice with DPBS or HBSS and resuspended at 4×10^6 cells/mL in RPMI complete. The PBMC suspension is added to 48 well flat bottom sterile tissue culture plates (Costar, Cambridge, MA or Becton Dickinson Labware, Lincoln Park, NJ) containing an equal volume of RPMI complete media containing test compound.

Compound Preparation

10 The compounds are solubilized in dimethyl sulfoxide (DMSO). The DMSO concentration should not exceed a final concentration of 1% for addition to the culture wells. The compounds are generally tested at concentrations ranging from 30-0.014 μM .

15 Incubation

The solution of test compound is added at 60 μM to the first well containing RPMI complete and serial 3 fold dilutions are made in the wells. The PBMC suspension is then added to the wells in an equal volume, bringing the test compound concentrations to the desired range (30-0.014 μM). The final concentration of PBMC suspension is 2×10^6 cells/mL. The plates are covered with sterile plastic lids, mixed gently and then incubated for 18 to 24 hours at 20 37°C in a 5% carbon dioxide atmosphere.

Separation

25 Following incubation the plates are centrifuged for 10 minutes at 1000 rpm (approximately 200 x g) at 4°C . The cell-free culture supernatant is removed with a sterile polypropylene pipet and transferred to sterile polypropylene tubes. Samples are maintained at -30 to -70°C until analysis. The samples are analyzed for interferon (α) by ELISA and for tumor necrosis 30 factor (α) by ELISA or IGEN Assay.

Interferon (α) and Tumor Necrosis Factor (α) Analysis by ELISA

Interferon (α) concentration is determined by ELISA using a Human Multi-Species kit from PBL Biomedical Laboratories, New Brunswick, NJ. Results are expressed in pg/mL.

5 Tumor necrosis factor (α) (TNF) concentration is determined using ELISA kits available from Biosource International, Camarillo, CA. Alternately, the TNF concentration can be determined by ORIGEN M-Series Immunoassay and read on an IGEN M-8 analyzer from IGEN International, Gaithersburg, MD. The immunoassay uses a human TNF capture and detection antibody pair from
10 Biosource International, Camarillo, CA. Results are expressed in pg/mL.

Certain compounds of the invention may modulate cytokine biosynthesis by inhibiting production of tumor necrosis factor α (TNF- α) when tested using the method described below.

15

TNF- α INHIBITION IN MOUSE CELLS

The mouse macrophage cell line Raw 264.7 is used to assess the ability of compounds to inhibit tumor necrosis factor- α (TNF- α) production upon stimulation by lipopolysaccharide (LPS).

20

Single Concentration Assay

Blood Cell Preparation for Culture

Raw cells (ATCC) are harvested by gentle scraping and then counted. The cell suspension is brought to 3×10^5 cells/mL in RPMI with 10 % fetal
25 bovine serum (FBS). Cell suspension (100 μ L) is added to 96-well flat bottom sterile tissues culture plates (Becton Dickinson Labware, Lincoln Park, NJ). The final concentration of cells is 3×10^4 cells/well. The plates are incubated for 3 hours. Prior to the addition of test compound the medium is replaced with colorless RPMI medium with 3 % FBS.

30

Compound Preparation

The compounds are solubilized in dimethyl sulfoxide (DMSO). The DMSO concentration should not exceed a final concentration of 1% for addition to the culture wells. Compounds are tested at 5 μ M. LPS (Lipopolysaccharide from *Salmonella typhimurium*, Sigma-Aldrich) is diluted with colorless RPMI to the EC₇₀ concentration as measured by a dose response assay.

Incubation

A solution of test compound (1 μ l) is added to each well. The plates are mixed on a microtiter plate shaker for 1 minute and then placed in an incubator. Twenty minutes later the solution of LPS (1 μ L, EC₇₀ concentration ~ 10 ng/ml) is added and the plates are mixed for 1 minute on a shaker. The plates are incubated for 18 to 24 hours at 37 °C in a 5 % carbon dioxide atmosphere.

TNF- α Analysis

Following the incubation the supernatant is removed with a pipet. TNF- α concentration is determined by ELISA using a mouse TNF- α kit (from Biosource International, Camarillo, CA). Results are expressed in pg/mL. TNF- α expression upon LPS stimulation alone is considered a 100% response.

Dose Response Assay

Blood Cell Preparation for Culture

Raw cells (ATCC) are harvested by gentle scraping and then counted. The cell suspension is brought to 4 x 10⁵ cells/mL in RPMI with 10 % FBS. Cell suspension (250 μ L) is added to 48-well flat bottom sterile tissues culture plates (Costar, Cambridge, MA). The final concentration of cells is 1 x 10⁵ cells/well. The plates are incubated for 3 hours. Prior to the addition of test compound the medium is replaced with colorless RPMI medium with 3 % FBS.

Compound Preparation

The compounds are solubilized in dimethyl sulfoxide (DMSO). The DMSO concentration should not exceed a final concentration of 1% for addition to the culture wells. Compounds are tested at 0.03, 0.1, 0.3, 1, 3, 5 and 10 μM .
5 LPS (Lipopolysaccharide from *Salmonella typhimurium*, Sigma-Aldrich) is diluted with colorless RPMI to the EC_{70} concentration as measured by dose response assay.

Incubation

10 A solution of test compound (200 μl) is added to each well. The plates are mixed on a microtiter plate shaker for 1 minute and then placed in an incubator. Twenty minutes later the solution of LPS (200 μL , EC_{70} concentration ~ 10 ng/ml) is added and the plates are mixed for 1 minute on a shaker. The plates are incubated for 18 to 24 hours at 37 $^{\circ}\text{C}$ in a 5 % carbon dioxide
15 atmosphere.

TNF- α Analysis

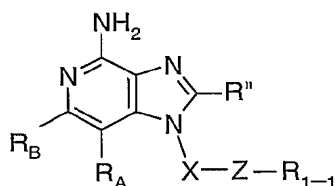
Following the incubation the supernatant is removed with a pipet. TNF- α concentration is determined by ELISA using a mouse TNF- α kit (from
20 Biosource International, Camarillo, CA). Results are expressed in pg/mL. TNF- α expression upon LPS stimulation alone is considered a 100% response.

The complete disclosures of the patents, patent documents, and
25 publications cited herein are incorporated by reference in their entirety as if each were individually incorporated. Various modifications and alterations to this invention will become apparent to those skilled in the art without departing from the scope and spirit of this invention. It should be understood that this invention is not intended to be unduly limited by the illustrative embodiments and
30 examples set forth herein and that such examples and embodiments are presented by way of example only with the scope of the invention intended to be limited only by the claims set forth herein as follows.

WHAT IS CLAIMED IS:

1. A compound of the Formula (I):

5



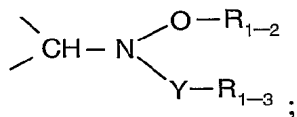
I

wherein:

10

Z is $-C(=N-O-R_{1-2})-$

or



X is selected from the group consisting of:

15

$-CH(R_9)-$,

$-CH(R_9)-alkylene-$, and

$-CH(R_9)-alkenylene-$,

wherein the alkylene and alkenylene are optionally interrupted by

one or more $-O-$ groups;

R_{1-1} is selected from the group consisting of:

20

hydrogen,

alkyl,

aryl,

alkylene-aryl,

heteroaryl,

25

alkylene-heteroaryl, and

alkyl, aryl, alkylene-aryl, heteroaryl, or alkylene-heteroaryl

substituted by one or more substituents selected from the group

consisting of:

halogen,
cyano,
nitro,
alkoxy,
5 dialkylamino,
alkylthio,
haloalkyl,
haloalkoxy,
alkyl,
10 -NH-SO₂-R₁₋₄,
-NH-C(O)-R₁₋₄,
-NH-C(O)-NH₂,
-NH-C(O)-NH-R₁₋₄, and
-N₃;

15 R₁₋₂ and R₁₋₃ are independently selected from the group consisting of:

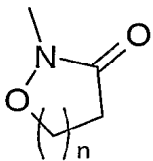
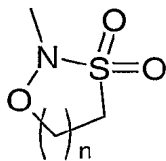
hydrogen,
alkyl,
alkenyl,
aryl,
20 arylalkylenyl,
heteroaryl,
heteroarylalkylenyl,
heterocyclyl,
heterocyclylalkylenyl, and

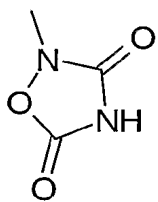
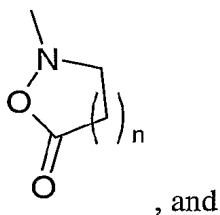
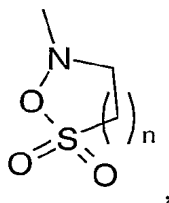
25 alkyl, alkenyl, aryl, arylalkylenyl, heteroaryl, heteroarylalkylenyl,
heterocyclyl, or heterocyclylalkylenyl, substituted by one or more
substituents selected from the group consisting of:

hydroxy,
alkyl,
30 haloalkyl,
hydroxyalkyl,
alkoxy,

dialkylamino,
 -S(O)₀₋₂-alkyl,
 -S(O)₀₋₂-aryl,
 -NH-S(O)₂-alkyl,
 -NH-S(O)₂-aryl,
 haloalkoxy,
 halogen,
 cyano,
 nitro,
 aryl,
 heteroaryl,
 heterocyclyl,
 aryloxy,
 arylalkyleneoxy,
 -C(O)-O-alkyl,
 -C(O)-N(R₈)₂,
 -N(R₈)-C(O)-alkyl,
 -O-(CO)-alkyl, and
 -C(O)-alkyl,

or the R₁₋₂ and R₁₋₃ groups can join together to form a ring system
 selected from the group consisting of:





5

wherein $n = 0, 1, 2, \text{ or } 3$;

R_{1-4} is selected from the group consisting of:

- alkyl,
- 10 aryl,
- alkylene-aryl,
- heteroaryl,
- alkylene-heteroaryl, and
- alkyl, aryl, alkylene-aryl, heteroaryl, or alkylene-heteroaryl

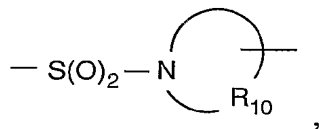
15 substituted by one or more substituents selected from the group consisting of:

- halogen,
- cyano,
- nitro,
- 20 alkoxy,
- dialkylamino,
- alkylthio,

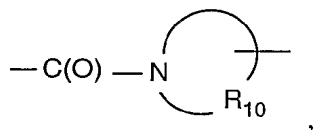
haloalkyl,
 haloalkoxy,
 alkyl, and
 -N₃;

5 Y is selected from the group consisting of:

a bond,
 -C(O)-,
 -C(S)-,
 -S(O)₂-,
 10 -S(O)₂-N(R₈)-,



-C(O)-O-,
 -C(O)-N(R₈)-,
 -C(S)-N(R₈)-,
 15 -C(O)-N(R₈)-S(O)₂-,
 -C(O)-N(R₈)-C(O)-,
 -C(S)-N(R₈)-C(O)-,



-C(O)-C(O)-,
 20 -C(O)-C(O)-O-, and
 -C(=NH)-N(R₈)-;

R_A and R_B are each independently selected from the group consisting of:

hydrogen,
 halogen,
 25 alkyl,
 alkenyl,
 alkoxy,
 alkylthio, and
 -N(R₉)₂;

or when taken together, R_A and R_B form a fused aryl ring or heteroaryl ring containing one heteroatom selected from the group consisting of N and S, wherein the aryl or heteroaryl ring is unsubstituted or substituted by one or more R groups, or substituted by one R_3 group, or substituted by one R_3 group and one R group;

or when taken together, R_A and R_B form a fused 5 to 7 membered saturated ring, optionally containing one heteroatom selected from the group consisting of N and S, and unsubstituted or substituted by one or more R groups;

R is selected from the group consisting of:

10 halogen,
hydroxy,
alkyl,
alkenyl,
haloalkyl,
15 alkoxy,
alkylthio, and
-N(R_9)₂;

R'' is hydrogen or a non-interfering substituent;

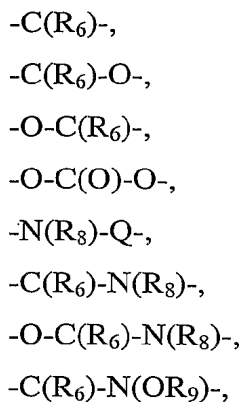
R_3 is selected from the group consisting of:

20 -Z'- R_4 ,
-Z'-X'- R_4 ,
-Z'-X'-Y'- R_4 , and
-Z'-X'- R_5 ;

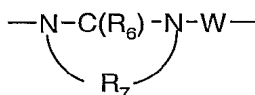
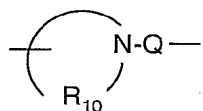
25 X' is selected from the group consisting of alkylene, alkenylene, alkynylene, arylene, heteroarylene, and heterocyclylene, wherein the alkylene, alkenylene, and alkynylene groups can be optionally interrupted or terminated by arylene, heteroarylene or heterocyclylene and optionally interrupted by one or more -O- groups;

Y' is selected from the group consisting of:

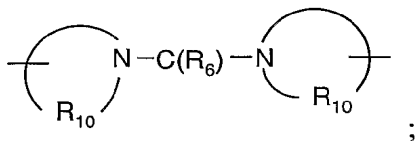
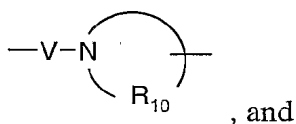
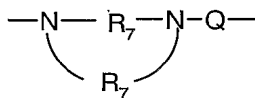
30 -O-,
-S(O)₀₋₂-,
-S(O)₂-N(R_8)-



5



10



Z' is a bond or -O-;

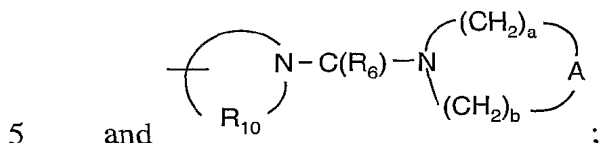
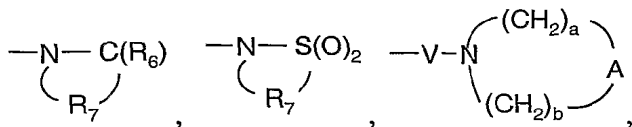
15

R_4 is selected from the group consisting of hydrogen, alkyl, alkenyl, alkynyl, aryl, arylalkylenyl, aryloxyalkylenyl, alkylarylenyl, heteroaryl, heteroarylalkylenyl, heteroaryloxyalkylenyl, alkylheteroarylenyl, and heterocyclyl, wherein the alkyl, alkenyl, alkynyl, aryl, arylalkylenyl, aryloxyalkylenyl, alkylarylenyl, heteroaryl, heteroarylalkylenyl, heteroaryloxyalkylenyl, alkylheteroarylenyl, and heterocyclyl groups can be unsubstituted or substituted by one or more substituents independently selected from the group consisting of alkyl, alkoxy, hydroxyalkyl, haloalkyl, haloalkoxy, halogen, nitro, hydroxy, mercapto, cyano, aryl, aryloxy, arylalkyleneoxy, heteroaryl, heteroaryloxy, heteroarylalkyleneoxy, heterocyclyl, amino,

20

alkylamino, dialkylamino, (dialkylamino)alkyleneoxy, and in the case of alkyl, alkenyl, alkynyl, and heterocyclyl, oxo;

R₅ is selected from the group consisting of



R₆ is selected from the group consisting of =O and =S;

R₇ is C₂₋₇ alkylene;

R₈ is selected from the group consisting of hydrogen,

10 C₁₋₁₀ alkyl, C₂₋₁₀ alkenyl, C₁₋₁₀ alkoxy-C₁₋₁₀ alkylenyl, hydroxy-C₁₋₁₀ alkylenyl, heteroaryl-C₁₋₁₀ alkylenyl, and aryl-C₁₋₁₀ alkylenyl;

R₉ is selected from the group consisting of hydrogen and alkyl;

R₁₀ is C₃₋₈ alkylene;

A is selected from the group consisting of -O-, -C(O)-, -S(O)₀₋₂-, -CH₂-, and -N(R₄)-;

15 Q is selected from the group consisting of a bond, -C(R₆)-, -C(R₆)-C(R₆)-, -S(O)₂-, -C(R₆)-N(R₈)-W-, -S(O)₂-N(R₈)-, -C(R₆)-O-, -C(R₆)-S-, and -C(R₆)-N(OR₉)-;

V is selected from the group consisting of -C(R₆)-, -O-C(R₆)-, -N(R₈)-C(R₆)-, and -S(O)₂-;

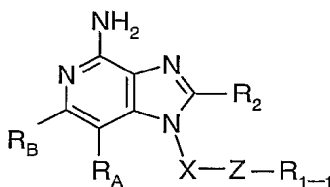
20 W is selected from the group consisting of a bond, -C(O)-, and -S(O)₂-; and

a and b are independently integers from 1 to 6 with the proviso that a + b is ≤ 7;

or a pharmaceutically acceptable salt thereof.

25

2. A compound of the Formula (II):

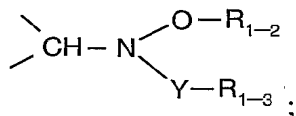


II

5 wherein:

Z is -C(=N-O-R₁₋₂)-

or



X is selected from the group consisting of:

- 10 -CH(R₉)-,
 -CH(R₉)-alkylene-, and
 -CH(R₉)-alkenylene-,

wherein the alkylene and alkenylene are optionally interrupted by one or more -O- groups;

15 R₁₋₁ is selected from the group consisting of:

- hydrogen,
 alkyl,
 aryl,
 alkylene-aryl,
 20 heteroaryl,
 alkylene-heteroaryl, and
 alkyl, aryl, alkylene-aryl, heteroaryl, or alkylene-heteroaryl

substituted by one or more substituents selected from the group consisting of:

- 25 halogen,
 cyano,
 nitro,
 alkoxy,

dialkylamino,
 alkylthio,
 haloalkyl,
 haloalkoxy,
 5 alkyl,
 -NH-SO₂-R₁₋₄,
 -NH-C(O)-R₁₋₄,
 -NH-C(O)-NH₂,
 -NH-C(O)-NH-R₁₋₄, and
 10 -N₃;

R₁₋₂ and R₁₋₃ are independently selected from the group consisting of:

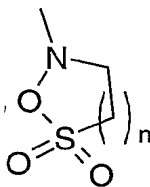
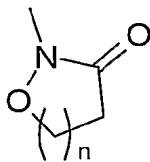
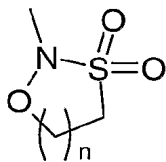
hydrogen,
 alkyl,
 alkenyl,
 15 aryl,
 arylalkylenyl,
 heteroaryl,
 heteroarylalkylenyl,
 heterocyclyl,
 20 heterocyclylalkylenyl, and
 alkyl, alkenyl, aryl, arylalkylenyl, heteroaryl, heteroarylalkylenyl,

heterocyclyl, or heterocyclylalkylenyl, substituted by one or more substituents selected from the group consisting of:

25 hydroxy,
 alkyl,
 haloalkyl,
 hydroxyalkyl,
 alkoxy,
 dialkylamino,
 30 -S(O)₀₋₂-alkyl,
 -S(O)₀₋₂-aryl,
 -NH-S(O)₂-alkyl,

-NH-S(O)₂-aryl,
 haloalkoxy,
 halogen,
 cyano,
 5 nitro,
 aryl,
 heteroaryl,
 heterocyclyl,
 aryloxy,
 10 arylalkyleneoxy,
 -C(O)-O-alkyl,
 -C(O)-N(R₈)₂,
 -N(R₈)-C(O)-alkyl,
 -O-(CO)-alkyl, and
 15 -C(O)-alkyl;

or the R₁₋₂ and R₁₋₃ groups can join together to form a ring system selected from the group consisting of:

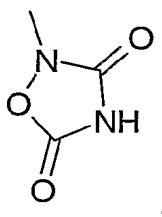
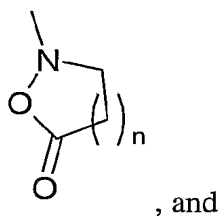


5

10

15

20



5 wherein $n = 0, 1, 2, \text{ or } 3$;

R_{1-4} is selected from the group consisting of:

alkyl,

aryl,

alkylene-aryl,

10 heteroaryl,

alkylene-heteroaryl, and

alkyl, aryl, alkylene-aryl, heteroaryl, or alkylene-heteroaryl

substituted by one or more substituents selected from the group
consisting of:

15 halogen,

cyano,

nitro,

alkoxy,

dialkylamino,

20 alkylthio,

haloalkyl,

haloalkoxy,

alkyl, and

$-N_3$;

25 Y is selected from the group consisting of:

a bond,

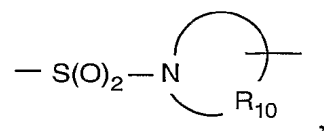
-C(O)-,

-C(S)-,

-S(O)₂-,

5

-S(O)₂-N(R₈)-,



-C(O)-O-,

-C(O)-N(R₈)-,

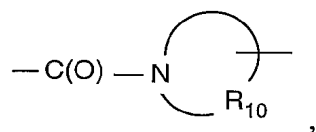
-C(S)-N(R₈)-,

10

-C(O)-N(R₈)-S(O)₂-,

-C(O)-N(R₈)-C(O)-,

-C(S)-N(R₈)-C(O)-,



-C(O)-C(O)-,

15

-C(O)-C(O)-O-, and

-C(=NH)-N(R₈)-;

R_A and R_B are each independently selected from the group consisting of:

hydrogen,

halogen,

20

alkyl,

alkenyl,

alkoxy,

alkylthio, and

-N(R₉)₂;

25

or when taken together, R_A and R_B form a fused aryl ring or heteroaryl ring containing one heteroatom selected from the group consisting of N and S, wherein the aryl or heteroaryl ring is unsubstituted or substituted by one or more R groups, or substituted by one R₃ group, or substituted by one R₃ group and one R group;

or when taken together, R_A and R_B form a fused 5 to 7 membered saturated ring, optionally containing one heteroatom selected from the group consisting of N and S, and unsubstituted or substituted by one or more R groups;

R is selected from the group consisting of:

5 halogen,
hydroxy,
alkyl,
alkenyl,
haloalkyl,
10 alkoxy,
alkylthio, and
-N(R₉)₂;

R_2 is selected from the group consisting of:

15 -R₄,
-X'-R₄,
-X'-Y'-R₄, and
-X'-R₅;

R_3 is selected from the group consisting of:

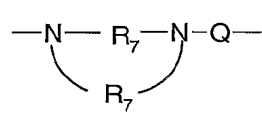
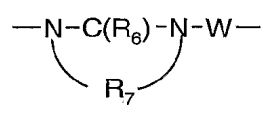
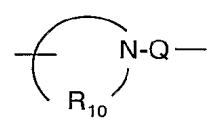
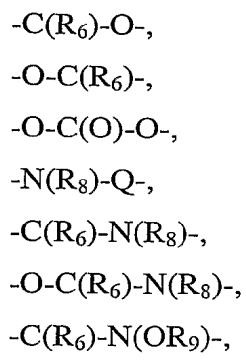
20 -Z'-R₄,
-Z'-X'-R₄,
-Z'-X'-Y'-R₄, and
-Z'-X'-R₅;

X' is selected from the group consisting of alkylene, alkenylene, alkynylene, arylene, heteroarylene, and heterocyclylene, wherein the alkylene, alkenylene, and alkynylene groups can be optionally interrupted or terminated by arylene, heteroarylene or heterocyclylene and optionally interrupted by one or more -O- groups;

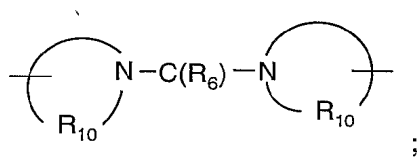
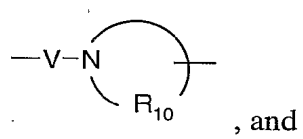
Y' is selected from the group consisting of:

30 -O-,
-S(O)₀₋₂-,
-S(O)₂-N(R₈)-,
-C(R₆)-,

5



10



Z' is a bond or -O-;

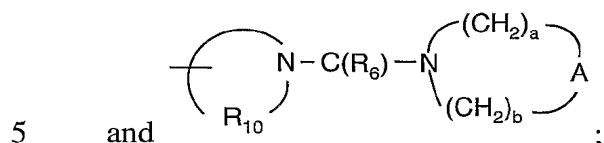
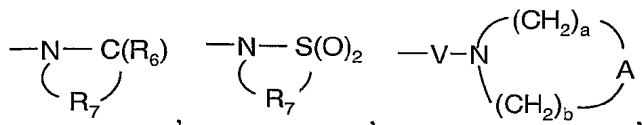
15

R₄ is selected from the group consisting of hydrogen, alkyl, alkenyl, alkynyl, aryl, arylalkylenyl, aryloxyalkylenyl, alkylarylenyl, heteroaryl, heteroarylalkylenyl, heteroaryloxyalkylenyl, alkylheteroarylenyl, and heterocyclyl, wherein the alkyl, alkenyl, alkynyl, aryl, arylalkylenyl, aryloxyalkylenyl, alkylarylenyl, heteroaryl, heteroarylalkylenyl, heteroaryloxyalkylenyl, alkylheteroarylenyl, and heterocyclyl groups can be unsubstituted or substituted by one or more substituents independently selected from the group consisting of alkyl, alkoxy, hydroxyalkyl, haloalkyl, haloalkoxy, halogen, nitro, hydroxy, mercapto, cyano, aryl, aryloxy, arylalkyleneoxy, heteroaryl, heteroaryloxy, heteroarylalkyleneoxy, heterocyclyl, amino,

20

alkylamino, dialkylamino, (dialkylamino)alkyleneoxy, and in the case of alkyl, alkenyl, alkynyl, and heterocyclyl, oxo;

R₅ is selected from the group consisting of:



R₆ is selected from the group consisting of =O and =S;

R₇ is C₂₋₇ alkylene;

R₈ is selected from the group consisting of hydrogen,

10 C₁₋₁₀ alkyl, C₂₋₁₀ alkenyl, C₁₋₁₀ alkoxy-C₁₋₁₀ alkylenyl, hydroxy-C₁₋₁₀ alkylenyl, heteroaryl-C₁₋₁₀ alkylenyl, and aryl-C₁₋₁₀ alkylenyl;

R₉ is selected from the group consisting of hydrogen and alkyl;

R₁₀ is C₃₋₈ alkylene;

A is selected from the group consisting of -O-, -C(O)-, -S(O)₀₋₂-, -CH₂-, and -N(R₄)-;

15 Q is selected from the group consisting of a bond, -C(R₆)-, -C(R₆)-C(R₆)-, -S(O)₂-, -C(R₆)-N(R₈)-W-, -S(O)₂-N(R₈)-, -C(R₆)-O-, -C(R₆)-S-, and -C(R₆)-N(OR₉)-;

V is selected from the group consisting of -C(R₆)-, -O-C(R₆)-, -N(R₈)-C(R₆)-, and -S(O)₂-;

20 W is selected from the group consisting of a bond, -C(O)-, and -S(O)₂-;

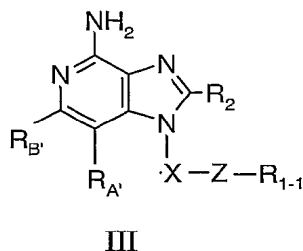
and

a and b are each independently integers from 1 to 6 with the proviso that a + b is ≤ 7;

or a pharmaceutically acceptable salt thereof.

25

3. A compound of the Formula (III):

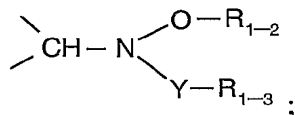


5

wherein:

Z is $-C(=N-O-R_{1-2})-$

or



10

X is selected from the group consisting of:

$-CH(R_9)-$,

$-CH(R_9)$ -alkylene-, and

$-CH(R_9)$ -alkenylene-,

15

wherein the alkylene and alkenylene are optionally interrupted by one or more $-O-$ groups;

R_{1-1} is selected from the group consisting of:

hydrogen,

20

alkyl,

aryl,

alkylene-aryl,

heteroaryl,

alkylene-heteroaryl, and

25

alkyl, aryl, alkylene-aryl, heteroaryl, or alkylene-heteroaryl

substituted by one or more substituents selected from the group consisting of:

halogen,

cyano,

nitro,
alkoxy,
dialkylamino,
alkylthio,
5 haloalkyl,
haloalkoxy,
alkyl,
-NH-SO₂-R₁₋₄,
-NH-C(O)-R₁₋₄,
10 -NH-C(O)-NH₂,
-NH-C(O)-NH-R₁₋₄, and
-N₃;

R₁₋₂ and R₁₋₃ are independently selected from the group consisting of:

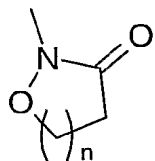
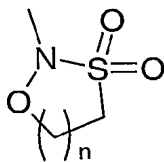
hydrogen,
15 alkyl,
alkenyl,
aryl,
arylalkylenyl,
heteroaryl,
20 heteroarylalkylenyl,
heterocyclyl,
heterocyclylalkylenyl, and
alkyl, alkenyl, aryl, arylalkylenyl, heteroaryl, heteroarylalkylenyl,

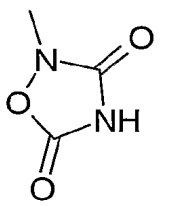
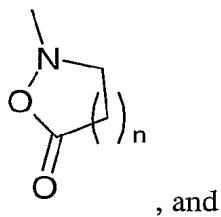
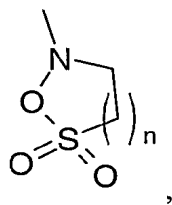
heterocyclyl, or heterocyclylalkylenyl, substituted by one or more
25 substituents selected from the group consisting of:

hydroxy,
alkyl,
haloalkyl,
hydroxyalkyl,
30 alkoxy,
dialkylamino,
-S(O)₀₋₂-alkyl,

-S(O)₀₋₂-aryl,
 -NH-S(O)₂-alkyl,
 -NH-S(O)₂-aryl,
 haloalkoxy,
 5 halogen,
 cyano,
 nitro,
 aryl,
 heteroaryl,
 10 heterocyclyl,
 aryloxy,
 arylalkyleneoxy,
 -C(O)-O-alkyl,
 -C(O)-N(R₈)₂,
 15 -N(R₈)-C(O)-alkyl,
 -O-(CO)-alkyl, and
 -C(O)-alkyl;

or the R₁₋₂ and R₁₋₃ groups can join together to form a ring system
 selected from the group consisting of:





5

wherein $n = 0, 1, 2, \text{ or } 3$;

R_{1-4} is selected from the group consisting of:

- alkyl;
- 10 aryl;
- alkylene-aryl;
- heteroaryl;
- alkylene-heteroaryl; and
- alkyl, aryl, alkylene-aryl, heteroaryl, or alkylene-heteroaryl

15 substituted by one or more substituents selected from the group consisting of:

- halogen,
- cyano,
- nitro,
- 20 alkoxy,
- dialkylamino,
- alkylthio,

haloalkyl,
 haloalkoxy,
 alkyl, and
 -N₃;

5 Y is selected from the group consisting of:

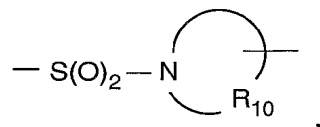
a bond,

-C(O)-,

-C(S)-,

-S(O)₂-,

10 -S(O)₂-N(R₈)-,



-C(O)-O-,

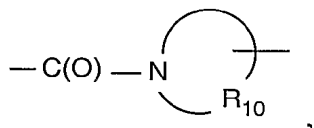
-C(O)-N(R₈)-,

-C(S)-N(R₈)-,

15 -C(O)-N(R₈)-S(O)₂-,

-C(O)-N(R₈)-C(O)-,

-C(S)-N(R₈)-C(O)-,



-C(O)-C(O)-,

20 -C(O)-C(O)-O-, and

-C(=NH)-N(R₈)-;

R_A and R_B are each independently selected from the group consisting of:

hydrogen,

halogen,

25 alkyl,

alkenyl,

alkoxy,

alkylthio, and

-N(R₉)₂;

R₂ is selected from the group consisting of:

- R₄,
- X'-R₄,
- X'-Y'-R₄, and
- X'-R₅;

5

X' is selected from the group consisting of alkylene, alkenylene, alkynylene, arylene, heteroarylene, and heterocyclylene, wherein the alkylene, alkenylene, and alkynylene groups can be optionally interrupted or terminated by arylene, heteroarylene or heterocyclylene and optionally interrupted by one or more -O- groups;

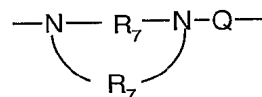
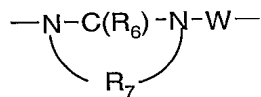
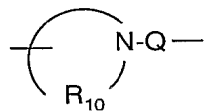
10

Y' is selected from the group consisting of:

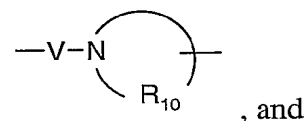
- O-,
- S(O)₀₋₂-,
- S(O)₂-N(R₈)-,
- C(R₆)-,
- C(R₆)-O-,
- O-C(R₆)-,
- O-C(O)-O-,
- N(R₈)-Q-,
- C(R₆)-N(R₈)-,
- O-C(R₆)-N(R₈)-,
- C(R₆)-N(OR₉)-,

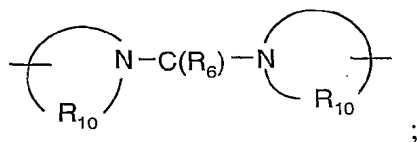
15

20



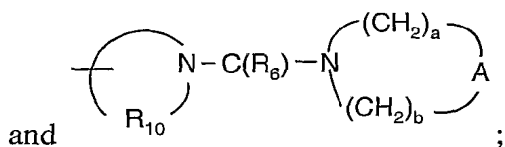
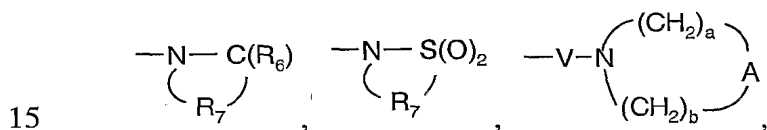
25





R₄ is selected from the group consisting of hydrogen, alkyl, alkenyl, alkynyl, aryl, arylalkylenyl, aryloxyalkylenyl, alkylarylenyl, heteroaryl, heteroarylalkylenyl, heteroaryloxyalkylenyl, alkylheteroarylenyl, and heterocyclyl, wherein the alkyl, alkenyl, alkynyl, aryl, arylalkylenyl, aryloxyalkylenyl, alkylarylenyl, heteroaryl, heteroarylalkylenyl, heteroaryloxyalkylenyl, alkylheteroarylenyl, and heterocyclyl groups can be unsubstituted or substituted by one or more substituents independently selected from the group consisting of alkyl, alkoxy, hydroxyalkyl, haloalkyl, haloalkoxy, halogen, nitro, hydroxy, mercapto, cyano, aryl, aryloxy, arylalkyleneoxy, heteroaryl, heteroaryloxy, heteroarylalkyleneoxy, heterocyclyl, amino, alkylamino, dialkylamino, (dialkylamino)alkyleneoxy, and in the case of alkyl, alkenyl, alkynyl, and heterocyclyl, oxo;

R₅ is selected from the group consisting of:



R₆ is selected from the group consisting of =O and =S;

R₇ is C₂₋₇ alkylene;

R₈ is selected from the group consisting of hydrogen, C₁₋₁₀ alkyl, C₂₋₁₀ alkenyl, C₁₋₁₀ alkoxy-C₁₋₁₀ alkylenyl, hydroxy-C₁₋₁₀ alkylenyl, heteroaryl-C₁₋₁₀ alkylenyl, and aryl-C₁₋₁₀ alkylenyl;

R₉ is selected from the group consisting of hydrogen and alkyl;

R₁₀ is C₃₋₈ alkylene;

A is selected from the group consisting of -O-, -C(O)-, -S(O)₀₋₂-, -CH₂-, and -N(R₄)-;

Q is selected from the group consisting of a bond, -C(R₆)-,

-C(R₆)-C(R₆)-, -S(O)₂-, -C(R₆)-N(R₈)-W-, -S(O)₂-N(R₈)-, -C(R₆)-O-, -C(R₆)-S-,
and -C(R₆)-N(OR₉)-;

V is selected from the group consisting of -C(R₆)-, -O-C(R₆)-,
-N(R₈)-C(R₆)-, and -S(O)₂-;

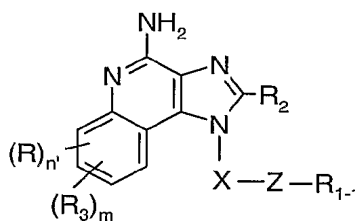
5 W is selected from the group consisting of a bond, -C(O)-, and -S(O)₂-;
and

a and b are independently integers from 1 to 6 with the proviso that a + b
is ≤ 7;

or a pharmaceutically acceptable salt thereof.

10

4. A compound of the Formula (IV):



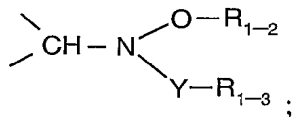
IV

15

wherein:

Z is -C(=N-O-R₁₋₂)-

or



20

X is selected from the group consisting of:

-CH(R₉)-,

-CH(R₉)-alkylene-, and

25

-CH(R₉)-alkenylene-,

wherein the alkylene and alkenylene are optionally interrupted by
one or more -O- groups;

R₁₋₁ is selected from the group consisting of:

hydrogen,
alkyl,
aryl,
alkylene-aryl,
5 heteroaryl,
alkylene-heteroaryl, and
alkyl, aryl, alkylene-aryl, heteroaryl, or alkylene-heteroaryl
substituted by one or more substituents selected from the group
consisting of:

10 halogen,
cyano,
nitro,
alkoxy,
dialkylamino,
15 alkylthio,
haloalkyl,
haloalkoxy,
alkyl,
-NH-SO₂-R₁₋₄,
20 -NH-C(O)-R₁₋₄,
-NH-C(O)-NH₂,
-NH-C(O)-NH-R₁₋₄, and
-N₃;

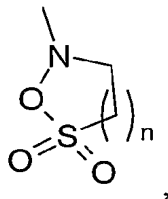
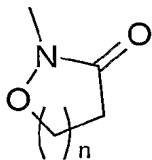
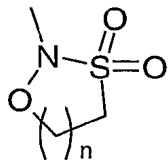
R₁₋₂ and R₁₋₃ are independently selected from the group consisting of:

25 hydrogen,
alkyl,
alkenyl,
aryl,
arylalkylenyl,
30 heteroaryl,
heteroarylalkylenyl,
heterocyclyl,

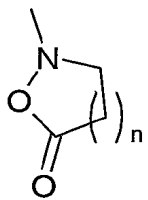
heterocyclalkylenyl, and
alkyl, alkenyl, aryl, arylalkylenyl, heteroaryl, heteroarylalkylenyl,
heterocycl, or heterocyclalkylenyl, substituted by one or more
substituents selected from the group consisting of:

5 hydroxy,
alkyl,
haloalkyl,
hydroxyalkyl,
alkoxy,
10 dialkylamino,
-S(O)₀₋₂-alkyl,
-S(O)₀₋₂-aryl,
-NH-S(O)₂-alkyl,
-NH-S(O)₂-aryl,
15 haloalkoxy,
halogen,
cyano,
nitro,
aryl,
20 heteroaryl,
heterocycl,
aryloxy,
arylalkyleneoxy,
-C(O)-O-alkyl,
25 -C(O)-N(R₈)₂,
-N(R₈)-C(O)-alkyl,
-O-(CO)-alkyl, and
-C(O)-alkyl;

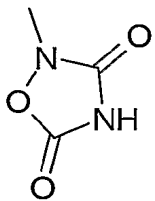
or the R₁₋₂ and R₁₋₃ groups can join together to form a ring system
30 selected from the group consisting of:



5



and



10

wherein $n = 0, 1, 2,$ or $3;$

R_{1-4} is selected from the group consisting of:

alkyl,

aryl,

alkylene-aryl,

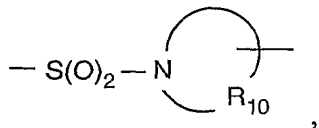
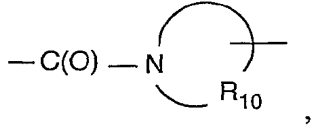
heteroaryl,

15

alkylene-heteroaryl, and
 alkyl, aryl, alkylene-aryl, heteroaryl, or alkylene-heteroaryl
 substituted by one or more substituents selected from the group
 consisting of:

- 5 halogen,
- cyano,
- nitro,
- alkoxy,
- dialkylamino,
- 10 alkylthio,
- haloalkyl,
- haloalkoxy,
- alkyl, and
- N₃;

15 Y is selected from the group consisting of:

- a bond,
- C(O)-,
- C(S)-,
- S(O)₂-,
- 20 -S(O)₂-N(R₈)-,
- 
- C(O)-O-,
- C(O)-N(R₈)-,
- C(S)-N(R₈)-,
- 25 -C(O)-N(R₈)-S(O)₂-,
- C(O)-N(R₈)-C(O)-,
- C(S)-N(R₈)-C(O)-,
- 
- C(O)-C(O)-,

-C(O)-C(O)-O-, and

-C(=NH)-N(R₈)-;

R is selected from the group consisting of:

halogen,

5 hydroxy,

alkyl,

alkenyl,

haloalkyl,

alkoxy,

10 alkylthio, and

-N(R₉)₂;

R₂ is selected from the group consisting of:

-R₄,

-X'-R₄,

15 -X'-Y'-R₄, and

-X'-R₅;

R₃ is selected from the group consisting of:

-Z'-R₄,

-Z'-X'-R₄,

20 -Z'-X'-Y'-R₄, and

-Z'-X'-R₅;

n' is an integer from 0 to 4;

m is 0 or 1; with the proviso that when m is 1, then n' is 0 or 1;

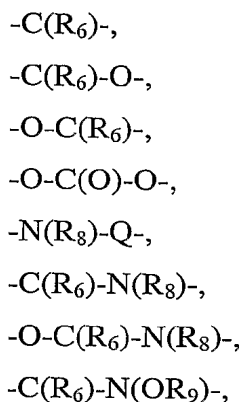
25 X' is selected from the group consisting of alkylene, alkenylene, alkynylene, arylene, heteroarylene, and heterocyclylene, wherein the alkylene, alkenylene, and alkynylene groups can be optionally interrupted or terminated by arylene, heteroarylene or heterocyclylene and optionally interrupted by one or more -O- groups;

Y' is selected from the group consisting of:

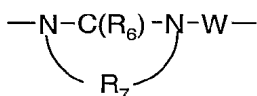
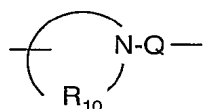
30 -O-,

-S(O)₀₋₂-,

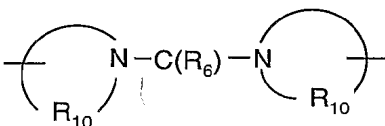
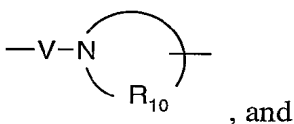
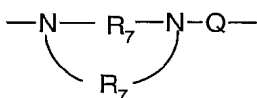
-S(O)₂-N(R₈)-,



5



10



Z' is a bond or -O-;

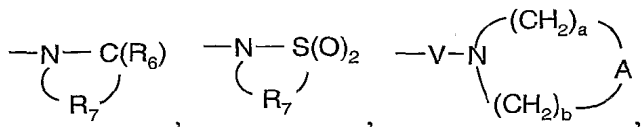
15

R_4 is selected from the group consisting of hydrogen, alkyl, alkenyl, alkynyl, aryl, arylalkylenyl, aryloxyalkylenyl, alkylarylenyl, heteroaryl, heteroarylalkylenyl, heteroaryloxyalkylenyl, alkylheteroarylenyl, and heterocyclyl, wherein the alkyl, alkenyl, alkynyl, aryl, arylalkylenyl, aryloxyalkylenyl, alkylarylenyl, heteroaryl, heteroarylalkylenyl, heteroaryloxyalkylenyl, alkylheteroarylenyl, and heterocyclyl groups can be unsubstituted or substituted by one or more substituents independently selected from the group consisting of alkyl, alkoxy, hydroxyalkyl, haloalkyl, haloalkoxy, halogen, nitro, hydroxy, mercapto, cyano, aryl, aryloxy, arylalkyleneoxy, heteroaryl, heteroaryloxy, heteroarylalkyleneoxy, heterocyclyl, amino,

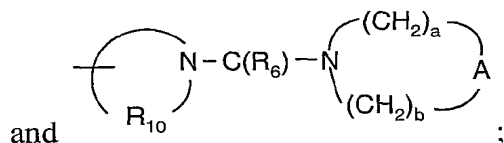
20

alkylamino, dialkylamino, (dialkylamino)alkyleneoxy, and in the case of alkyl, alkenyl, alkynyl, and heterocyclyl, oxo;

R₅ is selected from the group consisting of



5



R₆ is selected from the group consisting of =O and =S;

R₇ is C₂₋₇ alkylene;

R₈ is selected from the group consisting of hydrogen,

10

C₁₋₁₀ alkyl, C₂₋₁₀ alkenyl, C₁₋₁₀ alkoxy-C₁₋₁₀ alkylenyl, hydroxy-C₁₋₁₀ alkylenyl, heteroaryl-C₁₋₁₀ alkylenyl, and aryl-C₁₋₁₀ alkylenyl;

R₉ is selected from the group consisting of hydrogen and alkyl;

R₁₀ is C₃₋₈ alkylene;

A is selected from the group consisting of -O-, -C(O)-, -S(O)₀₋₂-, -CH₂-, and -N(R₄)-

15

Q is selected from the group consisting of a bond, -C(R₆)-, -C(R₆)-C(R₆)-, -S(O)₂-, -C(R₆)-N(R₈)-W-, -S(O)₂-N(R₈)-, -C(R₆)-O-, -C(R₆)-S-, and -C(R₆)-N(OR₉)-

V is selected from the group consisting of -C(R₆)-, -O-C(R₆)-, -N(R₈)-C(R₆)-, and -S(O)₂-;

20

W is selected from the group consisting of a bond, -C(O)-, and -S(O)₂-;

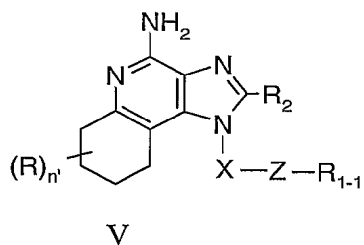
and

a and b are each independently integers from 1 to 6 with the proviso that a + b is ≤ 7;

or a pharmaceutically acceptable salt thereof.

25

5. A compound of the Formula (V):

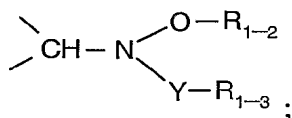


5

wherein:

Z is $-C(=N-O-R_{1-2})-$

or



10

X is selected from the group consisting of:

$-CH(R_9)-$,

$-CH(R_9)$ -alkylene-, and

$-CH(R_9)$ -alkenylene-,

15

wherein the alkylene and alkenylene are optionally interrupted by

one or more $-O-$ groups;

R_{1-1} is selected from the group consisting of:

hydrogen,

alkyl,

20

aryl,

alkylene-aryl,

heteroaryl,

alkylene-heteroaryl, and

alkyl, aryl, alkylene-aryl, heteroaryl, or alkylene-heteroaryl

25

substituted by one or more substituents selected from the group consisting of:

halogen,

cyano,

5 nitro,
alkoxy,
dialkylamino,
alkylthio,
haloalkyl,
haloalkoxy,
alkyl,
-NH-SO₂-R₁₋₄,
-NH-C(O)-R₁₋₄,
10 -NH-C(O)-NH₂,
-NH-C(O)-NH-R₁₋₄, and
-N₃;

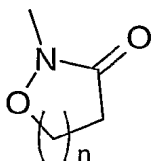
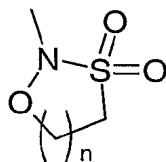
R₁₋₂ and R₁₋₃ are independently selected from the group consisting of:

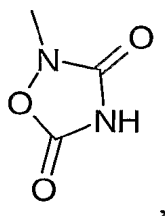
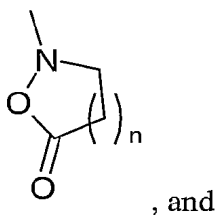
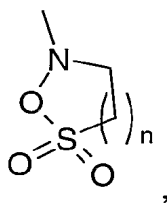
15 hydrogen,
alkyl,
alkenyl,
aryl,
arylalkylenyl,
heteroaryl,
20 heteroarylalkylenyl,
heterocyclyl,
heterocyclylalkylenyl, and
alkyl, alkenyl, aryl, arylalkylenyl, heteroaryl, heteroarylalkylenyl,
heterocyclyl, or heterocyclylalkylenyl, substituted by one or more
25 substituents selected from the group consisting of:

hydroxy,
alkyl,
haloalkyl,
hydroxyalkyl,
30 alkoxy,
dialkylamino,
-S(O)₀₋₂-alkyl,

- S(O)₀₋₂-aryl,
- NH-S(O)₂-alkyl,
- NH-S(O)₂-aryl,
- haloalkoxy,
- halogen,
- cyano,
- nitro,
- aryl,
- heteroaryl,
- heterocyclyl,
- aryloxy,
- arylalkyleneoxy,
- C(O)-O-alkyl,
- C(O)-N(R₈)₂,
- N(R₈)-C(O)-alkyl,
- O-(CO)-alkyl, and
- C(O)-alkyl;

or the R₁₋₂ and R₁₋₃ groups can join together to form a ring system selected from the group consisting of:





5

wherein $n = 0, 1, 2,$ or 3 ;

R_{1-4} is selected from the group consisting of:

alkyl,

aryl,

10

alkylene-aryl,

heteroaryl,

alkylene-heteroaryl, and

alkyl, aryl, alkylene-aryl, heteroaryl, or alkylene-heteroaryl

substituted by one or more substituents selected from the group

15

consisting of:

halogen,

cyano,

nitro,

alkoxy,

20

dialkylamino,

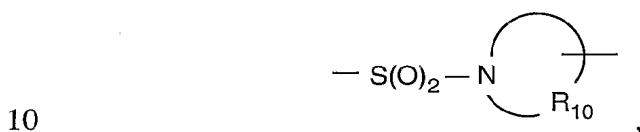
alkylthio,

haloalkyl,

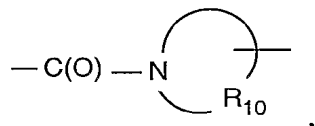
haloalkoxy,
 alkyl, and
 -N₃;

Y is selected from the group consisting of:

- 5 a bond,
 -C(O)-,
 -C(S)-,
 -S(O)₂-,
 -S(O)₂-N(R₈)-,



- C(O)-O-,
 -C(O)-N(R₈)-,
 -C(S)-N(R₈)-,
 -C(O)-N(R₈)-S(O)₂-,
 15 -C(O)-N(R₈)-C(O)-,
 -C(S)-N(R₈)-C(O)-,



- C(O)-C(O)-,
 -C(O)-C(O)-O-, and
 20 -C(=NH)-N(R₈)-;

R is selected from the group consisting of:

- halogen,
 hydroxy,
 alkyl,
 25 alkenyl,
 haloalkyl,
 alkoxy,
 alkylthio, and
 -N(R₉)₂;

R₂ is selected from the group consisting of:

- R₄,
- X'-R₄,
- X'-Y'-R₄, and
- X'-R₅;

5

n' is an integer from 0 to 4;

X' is selected from the group consisting of alkylene, alkenylene, alkynylene, arylene, heteroarylene, and heterocyclylene, wherein the alkylene, alkenylene, and alkynylene groups can be optionally interrupted or terminated by arylene, heteroarylene or heterocyclylene and optionally interrupted by one or more -O- groups;

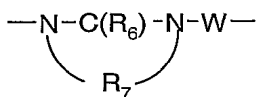
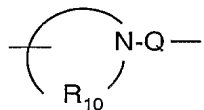
10

Y' is selected from the group consisting of:

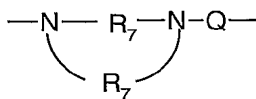
- O-,
- S(O)₀₋₂-,
- S(O)₂-N(R₈)-,
- C(R₆)-,
- C(R₆)-O-,
- O-C(R₆)-,
- O-C(O)-O-,
- N(R₈)-Q-,
- C(R₆)-N(R₈)-,
- O-C(R₆)-N(R₈)-,
- C(R₆)-N(OR₉)-,

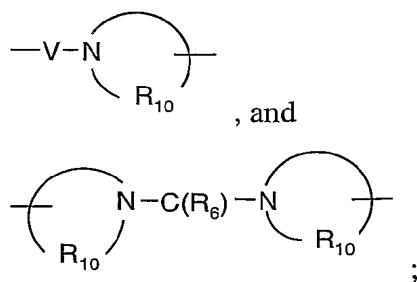
15

20



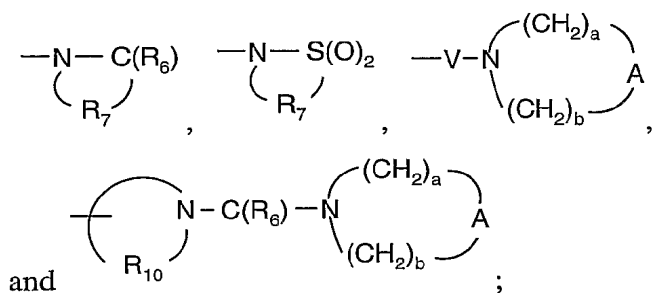
25





5 R₄ is selected from the group consisting of hydrogen, alkyl, alkenyl, alkynyl, aryl, arylalkylenyl, aryloxyalkylenyl, alkylarylenyl, heteroaryl, heteroarylalkylenyl, heteroaryloxyalkylenyl, alkylheteroarylenyl, and heterocyclyl, wherein the alkyl, alkenyl, alkynyl, aryl, arylalkylenyl, aryloxyalkylenyl, alkylarylenyl, heteroaryl, heteroarylalkylenyl, heteroaryloxyalkylenyl, alkylheteroarylenyl, and heterocyclyl groups can be unsubstituted or substituted by one or more substituents independently selected
 10 from the group consisting of alkyl, alkoxy, hydroxyalkyl, haloalkyl, haloalkoxy, halogen, nitro, hydroxy, mercapto, cyano, aryl, aryloxy, arylalkyleneoxy, heteroaryl, heteroaryloxy, heteroarylalkyleneoxy, heterocyclyl, amino, alkylamino, dialkylamino, (dialkylamino)alkyleneoxy, and in the case of alkyl, alkenyl, alkynyl, and heterocyclyl, oxo;

15 R₅ is selected from the group consisting of



R₆ is selected from the group consisting of =O and =S;

R₇ is C₂₋₇ alkylene;

20 R₈ is selected from the group consisting of hydrogen, C₁₋₁₀ alkyl, C₂₋₁₀ alkenyl, C₁₋₁₀ alkoxy-C₁₋₁₀ alkylenyl, hydroxy-C₁₋₁₀ alkylenyl, heteroaryl-C₁₋₁₀ alkylenyl, and aryl-C₁₋₁₀ alkylenyl;

R₉ is selected from the group consisting of hydrogen and alkyl;

R₁₀ is C₃₋₈ alkylene;

A is selected from the group consisting of -O-, -C(O)-, -S(O)₀₋₂-, -CH₂-, and -N(R₄)-;

Q is selected from the group consisting of a bond, -C(R₆)-, -C(R₆)-C(R₆)-, -S(O)₂-, -C(R₆)-N(R₈)-W-, -S(O)₂-N(R₈)-, -C(R₆)-O-, -C(R₆)-S-, and -C(R₆)-N(OR₉)-;

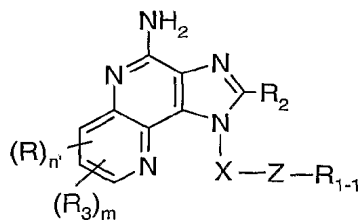
V is selected from the group consisting of -C(R₆)-, -O-C(R₆)-, -N(R₈)-C(R₆)-, and -S(O)₂-;

W is selected from the group consisting of a bond, -C(O)-, and -S(O)₂-;

a and b are independently integers from 1 to 6 with the proviso that a + b is ≤ 7;

or a pharmaceutically acceptable salt thereof.

6. A compound of the Formula (VI):

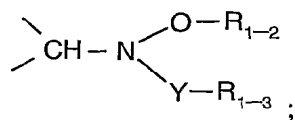


VI

wherein:

Z is -C(=N-O-R₁₋₂)-

or



X is selected from the group consisting of:

-CH(R₉)-,

-CH(R₉)-alkylene-, and

-CH(R₉)-alkenylene-,

wherein the alkylene and alkenylene are optionally interrupted by one or more -O- groups;

R₁₋₁ is selected from the group consisting of:

hydrogen,
alkyl,
aryl,
alkylene-aryl,
5 heteroaryl,
alkylene-heteroaryl, and
alkyl, aryl, alkylene-aryl, heteroaryl, or alkylene-heteroaryl
substituted by one or more substituents selected from the group
consisting of:

10 halogen,
cyano,
nitro,
alkoxy,
dialkylamino,
15 alkylthio,
haloalkyl,
haloalkoxy,
alkyl,
-NH-SO₂-R₁₋₄,
20 -NH-C(O)-R₁₋₄,
-NH-C(O)-NH₂,
-NH-C(O)-NH-R₁₋₄, and
-N₃;

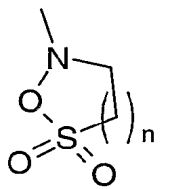
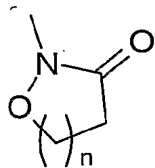
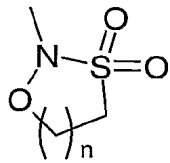
R₁₋₂ and R₁₋₃ are independently selected from the group consisting of:

25 hydrogen,
alkyl,
alkenyl,
aryl,
arylalkylenyl,
30 heteroaryl,
heteroarylalkylenyl,
heterocyclyl,

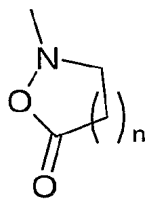
heterocyclalkylenyl, and
alkyl, alkenyl, aryl, arylalkylenyl, heteroaryl, heteroarylalkylenyl,
heterocycl, or heterocyclalkylenyl, substituted by one or more substituents
selected from the group consisting of:

- 5 hydroxy,
alkyl,
haloalkyl,
hydroxyalkyl,
alkoxy,
10 dialkylamino,
-S(O)₀₋₂-alkyl,
-S(O)₀₋₂-aryl,
-NH-S(O)₂-alkyl,
-NH-S(O)₂-aryl,
15 haloalkoxy,
halogen,
cyano,
nitro,
aryl,
20 heteroaryl,
heterocycl,
aryloxy,
arylalkyleneoxy,
-C(O)-O-alkyl,
25 -C(O)-N(R₈)₂,
-N(R₈)-C(O)-alkyl,
-O-(CO)-alkyl, and
-C(O)-alkyl;

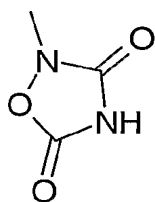
or the R₁₋₂ and R₁₋₃ groups can join together to form a ring system
30 selected from the group consisting of:



5



, and



10

wherein $n = 0, 1, 2,$ or $3;$

R_{1-4} is selected from the group consisting of:

alkyl,

aryl,

15

alkylene-aryl,

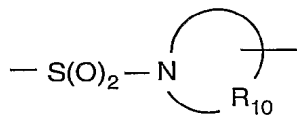
heteroaryl,

alkylene-heteroaryl, and
 alkyl, aryl, alkylene-aryl, heteroaryl, or alkylene-heteroaryl
 substituted by one or more substituents selected from the group
 consisting of:

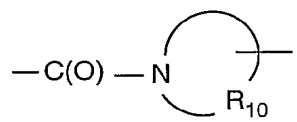
5 halogen,
 cyano,
 nitro,
 alkoxy,
 dialkylamino,
 10 alkylthio,
 haloalkyl,
 haloalkoxy,
 alkyl, and
 -N₃;

15 Y is selected from the group consisting of:

a bond,
 -C(O)-,
 -C(S)-,
 -S(O)₂-,
 20 -S(O)₂-N(R₈)-,



-C(O)-O-,
 -C(O)-N(R₈)-,
 -C(S)-N(R₈)-,
 25 -C(O)-N(R₈)-S(O)₂-,
 -C(O)-N(R₈)-C(O)-,
 -C(S)-N(R₈)-C(O)-,



-C(O)-C(O)-,

-C(O)-C(O)-O-, and

-C(=NH)-N(R₈)-;

R is selected from the group consisting of:

halogen,

5 hydroxy,

alkyl,

alkenyl,

haloalkyl,

alkoxy,

10 alkylthio, and

-N(R₉)₂;

R₂ is selected from the group consisting of:

-R₄,

-X'-R₄,

15 -X'-Y'-R₄, and

-X'-R₅;

R₃ is selected from the group consisting of:

-Z'-R₄,

-Z'-X'-R₄,

20 -Z'-X'-Y'-R₄, and

-Z'-X'-R₅;

n' is an integer from 0 to 4;

m is 0 or 1; with the proviso that when m is 1, then n' is 0 or 1;

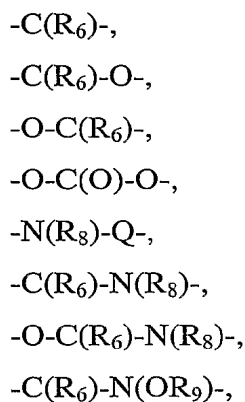
25 X' is selected from the group consisting of alkylene, alkenylene, alkynylene, arylene, heteroarylene, and heterocyclylene, wherein the alkylene, alkenylene, and alkynylene groups can be optionally interrupted or terminated by arylene, heteroarylene or heterocyclylene and optionally interrupted by one or more -O- groups;

Y' is selected from the group consisting of:

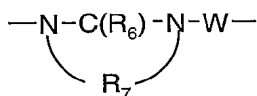
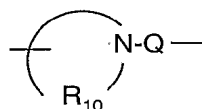
30 -O-,

-S(O)₀₋₂-,

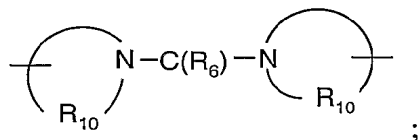
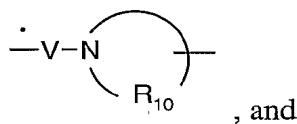
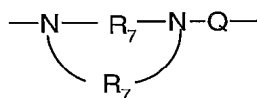
-S(O)₂-N(R₈)-,



5



10



Z' is a bond or -O-;

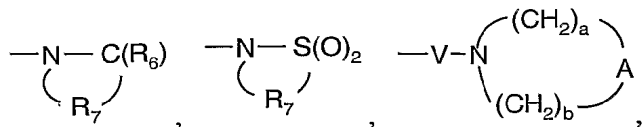
15

R₄ is selected from the group consisting of hydrogen, alkyl, alkenyl, alkynyl, aryl, arylalkylenyl, aryloxyalkylenyl, alkylarylenyl, heteroaryl, heteroarylalkylenyl, heteroaryloxyalkylenyl, alkylheteroarylenyl, and heterocyclyl, wherein the alkyl, alkenyl, alkynyl, aryl, arylalkylenyl, aryloxyalkylenyl, alkylarylenyl, heteroaryl, heteroarylalkylenyl, heteroaryloxyalkylenyl, alkylheteroarylenyl, and heterocyclyl groups can be unsubstituted or substituted by one or more substituents independently selected from the group consisting of alkyl, alkoxy, hydroxyalkyl, haloalkyl, haloalkoxy, halogen, nitro, hydroxy, mercapto, cyano, aryl, aryloxy, arylalkyleneoxy, heteroaryl, heteroaryloxy, heteroarylalkyleneoxy, heterocyclyl, amino,

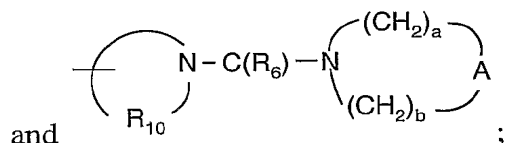
20

alkylamino, dialkylamino, (dialkylamino)alkyleneoxy, and in the case of alkyl, alkenyl, alkynyl, and heterocyclyl, oxo;

R₅ is selected from the group consisting of



5



R₆ is selected from the group consisting of =O and =S;

R₇ is C₂₋₇ alkylene;

R₈ is selected from the group consisting of hydrogen,

10 C₁₋₁₀ alkyl, C₂₋₁₀ alkenyl, C₁₋₁₀ alkoxy-C₁₋₁₀ alkylenyl, hydroxy-C₁₋₁₀ alkylenyl, heteroaryl-C₁₋₁₀ alkylenyl, and aryl-C₁₋₁₀ alkylenyl;

R₉ is selected from the group consisting of hydrogen and alkyl;

R₁₀ is C₃₋₈ alkylene;

A is selected from the group consisting of -O-, -C(O)-, -S(O)₀₋₂-, -CH₂-, and -N(R₄)-;

15

Q is selected from the group consisting of a bond, -C(R₆)-, -C(R₆)-C(R₆)-, -S(O)₂-, -C(R₆)-N(R₈)-W-, -S(O)₂-N(R₈)-, -C(R₆)-O-, -C(R₆)-S-, and -C(R₆)-N(OR₉)-;

V is selected from the group consisting of -C(R₆)-, -O-C(R₆)-, -N(R₈)-C(R₆)-, and -S(O)₂-;

20

W is selected from the group consisting of a bond, -C(O)-, and -S(O)₂-;

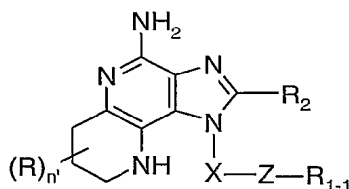
and

a and b are each independently integers from 1 to 6 with the proviso that a + b is ≤ 7;

or a pharmaceutically acceptable salt thereof.

25

7. A compound of the Formula (VII):



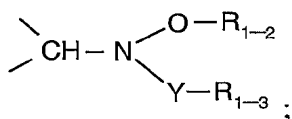
VII

5

wherein:

Z is $-C(=N-O-R_{1-2})-$

or



10

X is selected from the group consisting of:

- CH(R₉)-,
- CH(R₉)-alkylene-, and
- CH(R₉)-alkenylene-,

15

wherein the alkylene and alkenylene are optionally interrupted by one or more -O- groups;

R₁₋₁ is selected from the group consisting of:

- hydrogen,
- alkyl,
- aryl,
- alkylene-aryl,
- heteroaryl,
- alkylene-heteroaryl, and
- alkyl, aryl, alkylene-aryl, heteroaryl, or alkylene-heteroaryl

20

25

substituted by one or more substituents selected from the group consisting of:

- halogen,
- cyano,

5 nitro,
 alkoxy,
 dialkylamino,
 alkylthio,
 haloalkyl,
 haloalkoxy,
 alkyl,
 -NH-SO₂-R₁₋₄,
 -NH-C(O)-R₁₋₄,
 10 -NH-C(O)-NH₂,
 -NH-C(O)-NH-R₁₋₄, and
 -N₃;

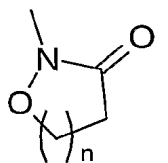
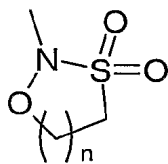
R₁₋₂ and R₁₋₃ are independently selected from the group consisting of:

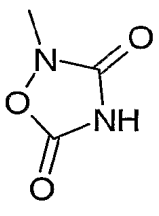
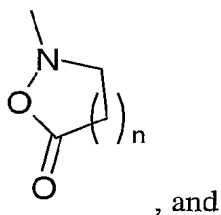
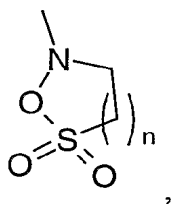
15 hydrogen,
 alkyl,
 alkenyl,
 aryl,
 arylalkylenyl,
 heteroaryl,
 20 heteroarylalkylenyl,
 heterocyclyl,
 heterocyclylalkylenyl, and
 alkyl, alkenyl, aryl, arylalkylenyl, heteroaryl, heteroarylalkylenyl,
 heterocyclyl, or heterocyclylalkylenyl, substituted by one or more
 25 substituents selected from the group consisting of:

 hydroxy,
 alkyl,
 haloalkyl,
 hydroxyalkyl,
 30 alkoxy,
 dialkylamino,
 -S(O)₀₋₂-alkyl,

-S(O)₀₋₂-aryl,
 -NH-S(O)₂-alkyl,
 -NH-S(O)₂-aryl,
 haloalkoxy,
 5 halogen,
 cyano,
 nitro,
 aryl,
 heteroaryl,
 10 heterocyclyl,
 aryloxy,
 arylalkyleneoxy,
 -C(O)-O-alkyl,
 -C(O)-N(R₈)₂,
 15 -N(R₈)-C(O)-alkyl,
 -O-(CO)-alkyl, and
 -C(O)-alkyl;

or the R₁₋₂ and R₁₋₃ groups can join together to form a ring system
 selected from the group consisting of:





5

wherein $n = 0, 1, 2, \text{ or } 3$;

R_{1-4} is selected from the group consisting of:

alkyl,

aryl,

10

alkylene-aryl,

heteroaryl,

alkylene-heteroaryl, and

alkyl, aryl, alkylene-aryl, heteroaryl, or alkylene-heteroaryl

substituted by one or more substituents selected from the group

15

consisting of:

halogen,

cyano,

nitro,

alkoxy,

20

dialkylamino,

alkylthio,

haloalkyl,

haloalkoxy,
alkyl, and
-N₃;

Y is selected from the group consisting of:

5 a bond,
-C(O)-,
-C(S)-,
-S(O)₂-,
-S(O)₂-N(R₈)-,

10 $-\text{S(O)}_2-\text{N} \begin{array}{c} \text{---} \\ \text{---} \end{array} \text{R}_{10}$,

-C(O)-O-,
-C(O)-N(R₈)-,
-C(S)-N(R₈)-,
-C(O)-N(R₈)-S(O)₂-,
15 -C(O)-N(R₈)-C(O)-,
-C(S)-N(R₈)-C(O)-,

$-\text{C(O)}-\text{N} \begin{array}{c} \text{---} \\ \text{---} \end{array} \text{R}_{10}$,

-C(O)-C(O)-,
-C(O)-C(O)-O-, and
20 -C(=NH)-N(R₈)-;

R is selected from the group consisting of:

halogen,
hydroxy,
alkyl,
25 alkenyl,
haloalkyl,
alkoxy,
alkylthio, and
-N(R₉)₂;

R₂ is selected from the group consisting of:

- R₄,
- X'-R₄,
- X'-Y'-R₄, and
- X'-R₅;

5

n' is an integer from 0 to 4;

X' is selected from the group consisting of alkylene, alkenylene, alkynylene, arylene, heteroarylene, and heterocyclylene, wherein the alkylene, alkenylene, and alkynylene groups can be optionally interrupted or terminated by arylene, heteroarylene or heterocyclylene and optionally interrupted by one or more -O- groups;

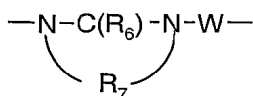
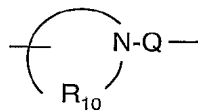
10

Y' is selected from the group consisting of:

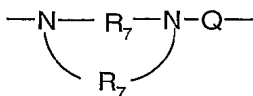
- O-,
- S(O)₀₋₂-,
- S(O)₂-N(R₈)-,
- C(R₆)-,
- C(R₆)-O-,
- O-C(R₆)-,
- O-C(O)-O-,
- N(R₈)-Q-,
- C(R₆)-N(R₈)-,
- O-C(R₆)-N(R₈)-,
- C(R₆)-N(OR₉)-,

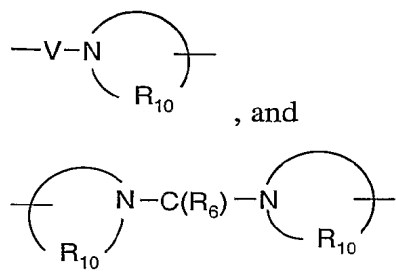
15

20



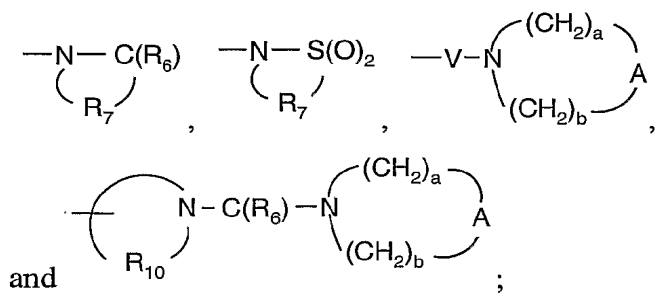
25





R_4 is selected from the group consisting of hydrogen, alkyl, alkenyl, alkynyl, aryl, arylalkylenyl, aryloxyalkylenyl, alkylarylenyl, heteroaryl, heteroarylalkylenyl, heteroaryloxyalkylenyl, alkylheteroarylenyl, and heterocyclyl, wherein the alkyl, alkenyl, alkynyl, aryl, arylalkylenyl, aryloxyalkylenyl, alkylarylenyl, heteroaryl, heteroarylalkylenyl, heteroaryloxyalkylenyl, alkylheteroarylenyl, and heterocyclyl groups can be unsubstituted or substituted by one or more substituents independently selected from the group consisting of alkyl, alkoxy, hydroxyalkyl, haloalkyl, haloalkoxy, halogen, nitro, hydroxy, mercapto, cyano, aryl, aryloxy, arylalkyleneoxy, heteroaryl, heteroaryloxy, heteroarylalkyleneoxy, heterocyclyl, amino, alkylamino, dialkylamino, (dialkylamino)alkyleneoxy, and in the case of alkyl, alkenyl, alkynyl, and heterocyclyl, oxo;

R_5 is selected from the group consisting of



R_6 is selected from the group consisting of =O and =S;

R_7 is C₂₋₇ alkylene;

R_8 is selected from the group consisting of hydrogen, C₁₋₁₀ alkyl, C₂₋₁₀ alkenyl, C₁₋₁₀ alkoxy-C₁₋₁₀ alkylenyl, hydroxy-C₁₋₁₀ alkylenyl, heteroaryl-C₁₋₁₀ alkylenyl, and aryl-C₁₋₁₀ alkylenyl;

R_9 is selected from the group consisting of hydrogen and alkyl;

R_{10} is C₃₋₈ alkylene;

A is selected from the group consisting of -O-, -C(O)-, -S(O)₀₋₂-, -CH₂-, and -N(R₄)-;

Q is selected from the group consisting of a bond, -C(R₆)-, -C(R₆)-C(R₆)-, -S(O)₂-, -C(R₆)-N(R₈)-W-, -S(O)₂-N(R₈)-, -C(R₆)-O-, -C(R₆)-S-, and -C(R₆)-N(OR₉)-;

V is selected from the group consisting of -C(R₆)-, -O-C(R₆)-, -N(R₈)-C(R₆)-, and -S(O)₂-;

W is selected from the group consisting of a bond, -C(O)-, and -S(O)₂-;

a and b are independently integers from 1 to 6 with the proviso that a + b is ≤ 7;

or a pharmaceutically acceptable salt thereof.

8. The compound or salt of claim 3 wherein R_A' and R_B' are each independently selected from the group consisting of hydrogen and alkyl.

9. The compound or salt of claim 8 wherein R_A' and R_B' are both methyl.

10. The compound or salt of claim 1 wherein R'' is selected from the group consisting of hydrogen, hydroxymethyl, C₁₋₄ alkyl, and C₁₋₄ alkyl-O-C₁₋₄ alkylenyl.

11. The compound or salt of any one of claims 1, 2, or 10 wherein R_A and R_B are each independently selected from the group consisting of:

hydrogen,
halogen,
alkyl,
alkenyl,
alkoxy,
alkylthio, and
-N(R₉)₂.

12. The compound or salt of any one of claims 1, 2, or 10 wherein R_A and R_B form a fused aryl ring or heteroaryl ring containing one N, wherein the aryl or heteroaryl ring is unsubstituted or substituted by one or more R groups, or substituted by one R_3 group, or substituted by one R_3 group and one R group.

5

13. The compound or salt of any one of claims 1, 2 or 10 wherein R_A and R_B form a fused 5 to 7 membered saturated ring, which may optionally contain one N, wherein the saturated ring is unsubstituted or substituted by one or more R groups.

10

14. The compound or salt of any one of claims 4 or 6 wherein m is 0.

15. The compound or salt of any one of claims 4 through 7 or claim 14 wherein n' is 0.

15

16. The compound or salt of claim 14 wherein m and n' are both 0.

17. The compound or salt of any one of claims 4 or 6, or claim 15 as dependent on either of claims 4 or 6, wherein R_3 is selected from the group consisting of pyridin-3-yl, pyridin-4-yl, 5-(hydroxymethyl)pyridin-3-yl, and 2-ethoxyphenyl.

20

18. The compound or salt of any one of claims 2 through 9, or 14 through 17, or claims 11 through 13 as dependent on claim 2, wherein R_2 is selected from the group consisting of:

25

hydrogen,
alkyl,
alkenyl,
aryl,
heteroaryl,
heterocyclyl,
alkylene-Y"-alkyl,

30

alkylene-Y"-aryl, and
 alkyl or alkenyl substituted by one or more substituents selected
 from the group consisting of:

- 5 hydroxy,
 halogen,
 -N(R₁₁)₂,
 -C(O)-C₁₋₁₀ alkyl,
 -C(O)-O-C₁₋₁₀ alkyl,
 -N(R₁₁)-C(O)-C₁₋₁₀ alkyl,
 10 aryl,
 heteroaryl,
 heterocyclyl,
 -C(O)-aryl, and
 -C(O)-heteroaryl;

15 wherein:

Y" is -O- or -S(O)₀₋₂-; and

R₁₁ is selected from the group consisting of hydrogen, C₁₋₁₀ alkyl,
 and C₂₋₁₀ alkenyl.

20 19. The compound or salt of claim 18 wherein R₂ is selected from the group
 consisting of hydrogen, hydroxymethyl, C₁₋₄ alkyl, and
 C₁₋₄ alkyl-O-C₁₋₄ alkylenyl.

25 20. The compound or salt of any one of claims 1 through 19 wherein X is
 selected from the group consisting of -(CH₂)₁₋₆-, -CH₂C(CH₃)₂-,
 -CH₂C(CH₃)₂CH₂-, -(CH₂)₂OCH₂-, and -(CH₂)₃OCH₂-.

30 21. The compound or salt of any one of claims 1 through 20 wherein R₁₋₁ is
 selected from the group consisting of hydrogen, C₁₋₄ alkyl, and phenyl.

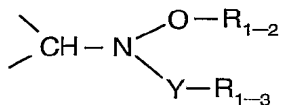
22. The compound or salt of any one of claims 1 through 21 wherein R₁₋₂ is
 selected from the group consisting of hydrogen, C₁₋₄ alkyl, benzyl, and

pyridin-2-ylmethyl.

23. The compound or salt of any one of claims 1 through 22 wherein Z is
-C(=N-O-R₁₋₂)-.

5

24. The compound or salt of any one of claims 1 through 22 wherein Z is



10

25. The compound or salt of any one of claims 1 through 23 wherein R₁₋₃ is
selected from the group consisting of hydrogen, C₁₋₆ alkyl, 1-pyrrolidinyl,
phenyl, 2-chlorophenyl, 3-chlorophenyl, 4-chlorophenyl, *o*-tolyl, *m*-tolyl, *p*-
tolyl, and pyridin-3-yl.

15

26. The compound or salt of any one of claims 1 through 23 or 25 wherein Y
is selected from the group consisting of:

-C(O)-,

-C(O)-O-,

-S(O)₂-,

-C(O)-N(R₈)-, and

20

-C(S)-N(R₈)-,

27. The compound or salt of claim 26 wherein R₈ is H or CH₃.

25

28. A pharmaceutical composition comprising a therapeutically effective
amount of a compound or salt of any one of claims 1-27 in combination with a
pharmaceutically acceptable carrier.

30

29. A method of inducing cytokine biosynthesis in an animal comprising
administering an effective amount of a compound or salt of any one of claims 1-
27 to the animal.

30. A method of treating a viral disease in an animal in need thereof comprising administering a therapeutically effective amount of a compound or salt of any one of claims 1-27 to the animal.

5 31. A method of treating a neoplastic disease in an animal in need thereof comprising administering a therapeutically effective amount of a compound or salt of any one of claims 1-27 to the animal.